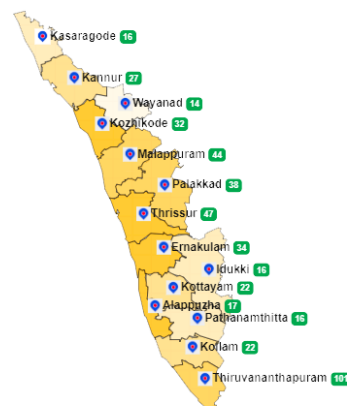


## 1. eHealth Kerala - Vital Statistics

Live Institutions	70
Medical College Hospitals	1
PHCs/FHCs	56
CHCs	3
DHs/GHs	1
PH Labs	0
Other(Inc UPHCs,Taluk Hospitals)	9



## 2. Highlights



- eHealth rolled out in 11 new institution during the month of March'23 in Thrissur district.
- The Thrissur district holds rank 4(down by 1) in the overall performance ranking of districts based on PHCs/FHCs/UPHCs.
- Reception module started in 52 of 63 PHCs/FHCs/UPHCs
- The district is at position 3 in the house survey completion (41.74%) and at position 2 in member survey completion (0.88%).



- The district moved from position 7 to position 9 in the case of OP consultation with the value of 84%(down by 1%).
- Thrissur district remains at 7th position in UHID visits with the value of 38%(up by 3%) .
- The Thrissur district moved from position 5 to position 8 in Pharmacy Usage with 67%.
- The district remains at position 5 in online appointment booking.

3. eHealth - District Ranking Matrix Based on Performance of PHCs/FHCs/UPHCs

The ranking matrix showcase the district performance in providing eHealth services through PHCs/FHCs/UPHCs based on six different parameters. These parameters include whether the reception module is started or not, UHID Visits, Doctor Consultation, Pharmacy Usage, Lab Usage and number of Live Institutions. Based on the ranking, the districts are classified into three broad categories, the best performing districts, the average performing districts and the low performing districts.

The best performing districts should strive to continue to remain in the same position, whereas the average performing as well as the low performing districts should strive to reach to the 'top four' league.

The ranking matrix for the month of March '23 is given below:

District	Rank
WAYANAD	1
PALAKKAD	2
IDUKKI	3
PATHANAMTHITTA	3
THIRUVANANTHAPURAM	3
KOLLAM	4
THRISSUR	4
ALAPPUZHA	5
KOTTAYAM	6
KOZHIKODE	6
KASARAGOD	7
KANNUR	8
MALAPPURAM	9
ERNAKULAM	10

- Best performing
- Average performing
- Low performing

## 3. eHealth - Institution Level Ranking of PHCs/FHCs/UPHCs

Hospital	Rank
Family Health Centre Poomangalam	1
Family Health Centre Velookkara	1
Family Health Centre Karalam	2
Urban Primary Health Centre V R Puram	2
Family Health Centre Arthat	3
Family Health Centre Koolimuttom	3
Family Health Centre Nenmanikkara	3
Family Health Centre Panjal	3
Family Health Centre Thalikulam	3
Family Health Centre Vilvattom	3
Urban Primary Health Centre Anapuzha	3
Urban Primary Health Centre Gosayikunnu	3
Family Health Centre Manaloor	4
Family Health Centre Meloor	4
Family Health Centre Nattika	4
Family Health Centre Thrikkur	4
Family Health Centre Velur	4
Urban Primary Health Centre Kachery	4
Family Health Centre Aloor	5
Family Health Centre Chamakkala	5
Family Health Centre Desamangalam	5
Family Health Centre Elanad	5
Family Health Centre Kaipamangalam	5
Family Health Centre Kuzhoor	5
Family Health Centre Mambra	5
Family Health Centre Nadathara	5
Family Health Centre Pookode	5
Family Health Centre Venkitangu	5

Hospital	Rank
Family Health Centre Kakkad	13
Family Health Centre Thaikkad	13
Family Health Centre Vembellur	12
Urban Primary Health Centre Paravattani	12
Family Health Centre Mundur Tholur	11
Family Health Centre Poomala	11
Family Health Centre Edavilangu	10
Family Health Centre Adat	9
Family Health Centre Madavana	9
Family Health Centre Mulloorkara	9
Family Health Centre Pamboor	9
Family Health Centre Vaniyamapara	9
Family Health Centre Kadangode	8
Family Health Centre Methala	8
Family Health Centre Pariyaram Thrissur	8
Family Health Centre Pattikkad	8
Family Health Centre Vallathol Nagar	8
Family Health Centre Kodakara	7
Family Health Centre Paralam	7
Family Health Centre Porkulam	7
Family Health Centre Ayyanthole	6
Family Health Centre Poyya	6
Family Health Centre Punneyur	6
Family Health Centre Thekkumkara	6
Urban Primary Health Centre Guruvayoor	6
Urban Primary Health Centre Porkalanged	6
Family Health Centre Aloor	5
Family Health Centre Chamakkala	5
Family Health Centre Desamangalam	5

3.1 eHealth Performance - Reception Module

Reception Module is considered to be functional in a PHC/FHC/UPHC only if the number of total visits for the month is of minimum 500.

Reception module started in 52 of 63 PHCs/FHCs/UPHCs

District	PHC/FHC/UPHC Count	PHC/FHC/UPHC with Reception	% of PHC/FHC/UPHC with Reception
WAYANAD	15	15	100.00 %
KASARAGOD	19	18	95.00 %
IDUKKI	17	16	94.00 %
PATHANAMTHITTA	18	17	94.00 %
THIRUVANANTHAPURAM	69	65	94.00 %
MALAPPURAM	49	43	88.00 %
PALAKKAD	43	37	86.00 %
THRISSUR	63	52	83.00 %
KOTTAYAM	26	20	77.00 %
KOLLAM	29	22	76.00 %
KANNUR	36	25	69.00 %
ERNAKULAM	40	27	68.00 %
KOZHIKODE	43	28	65.00 %
ALAPPUZHA	26	16	62.00 %

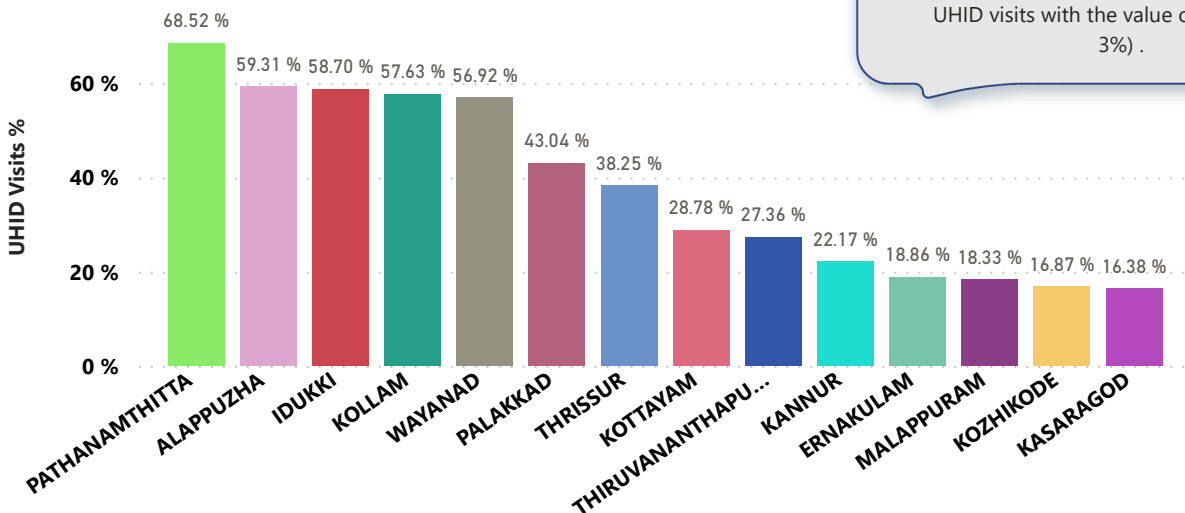
Hospital Name
Family Health Centre Engandiyur
Family Health Centre Kakkad
Family Health Centre Kondazhy
Family Health Centre Madakathara
Family Health Centre Nalukettu
Family Health Centre Thaikkad
Family Health Centre Thiruvilwamala
Family Health Centre Vallachira
Family Health Centre Varandarappilly
Family Health Centre Vellanikkara
Family Health Centre Vettilappara

Institutions where the reception module is either not started or not using



3.2 e-Health Performance - UHID Visits

UHID Visit % is calculated as (UHID Visits / Total Visit ) \*100



TSR district remains at 7th position in UHID visits with the value of 38%(up by 3%) .

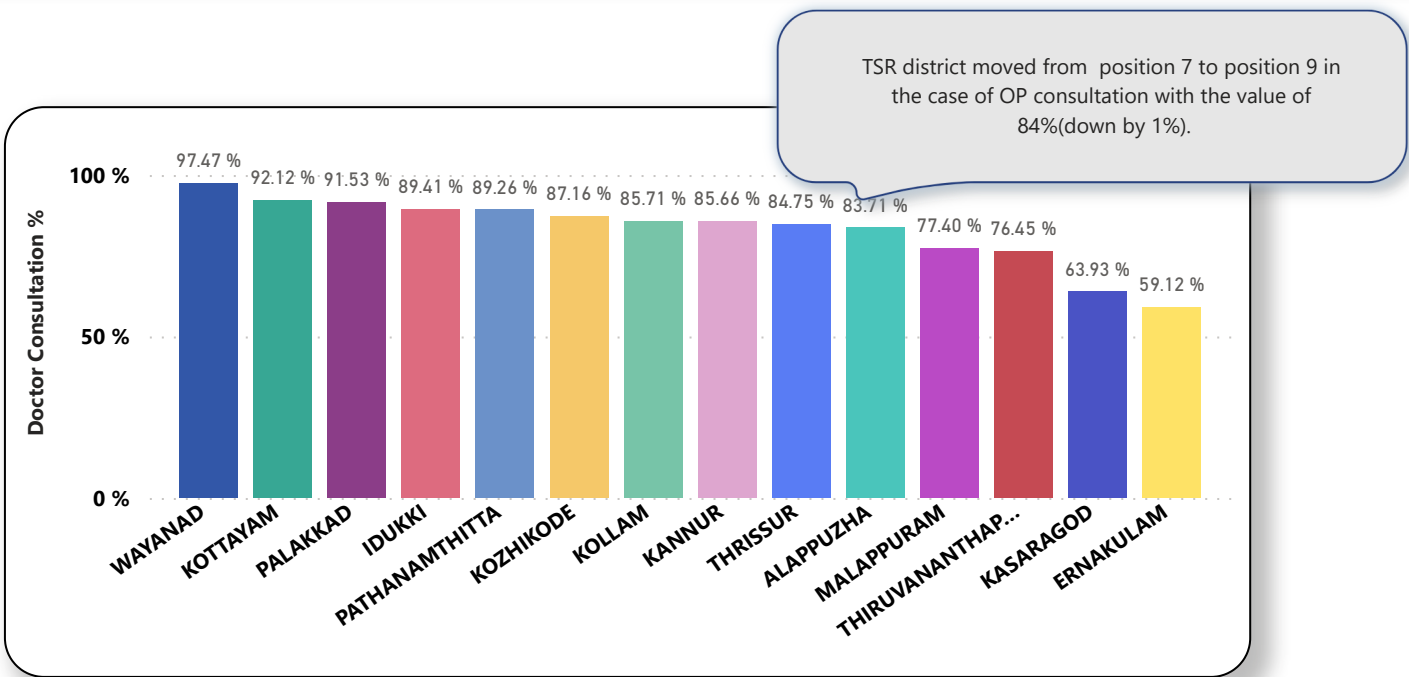
PHCs/FHCs/UPHCs based on UHID Visits

Institutions with atleast 100 UHID visits are listed here.

Hospital	UHID Visit %
Urban Primary Health Centre Kachery	74.00 %
Family Health Centre Karalam	69.00 %
Urban Primary Health Centre V R Puram	69.00 %
Family Health Centre Panjal	68.00 %
Family Health Centre Porkulam	68.00 %
Family Health Centre Meloor	67.00 %
Family Health Centre Poomangalam	66.00 %
Family Health Centre Velookkara	64.00 %
Family Health Centre Poomala	59.00 %
Urban Primary Health Centre Porkalanged	59.00 %
Family Health Centre Nenmanikkara	57.00 %
Family Health Centre Kaipamangalam	56.00 %
Urban Primary Health Centre Gosayikunnu	56.00 %
Family Health Centre Adat	53.00 %
Family Health Centre Arthat	52.00 %

Hospital	UHID Visit %
Family Health Centre Mulloorkara	4.00 %
Family Health Centre Poyya	4.00 %
Family Health Centre Velur	5.00 %
Urban Primary Health Centre Paravattani	5.00 %
Family Health Centre Pattikkad	7.00 %
Family Health Centre Mundur Tholur	20.00 %
Family Health Centre Pamboor	20.00 %
Family Health Centre Thekkumkara	20.00 %
Family Health Centre Vallathol Nagar	20.00 %
Family Health Centre Methala	23.00 %
Family Health Centre Vembellur	23.00 %
Family Health Centre Thrikkur	25.00 %
Family Health Centre Punnayur	28.00 %
Family Health Centre Madavana	29.00 %
Family Health Centre Paralam	30.00 %

3.3 e-Health Performance - Doctor Consultation



Doctor Consultation Percentage in PHCs/FHCs/UPHCs

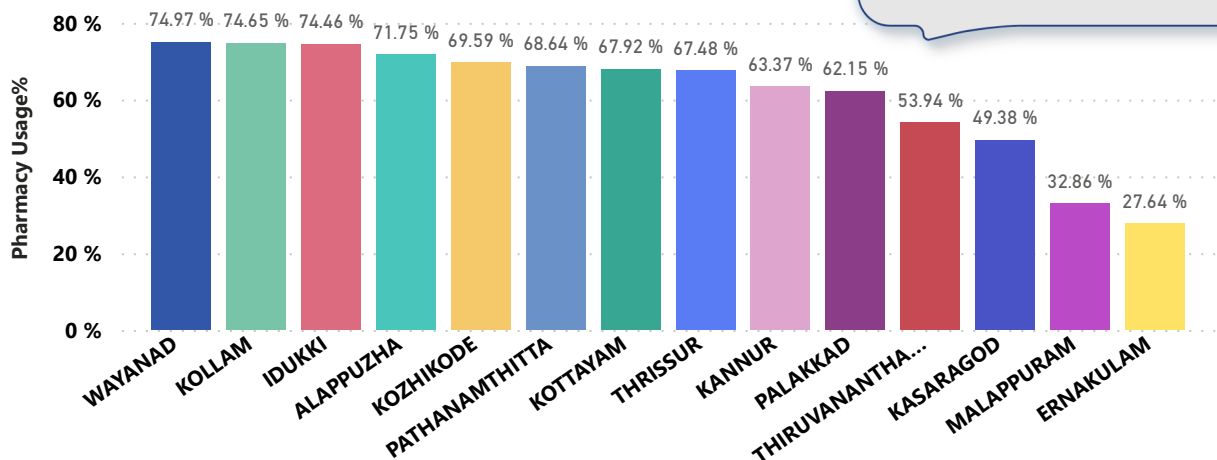
Hospital	Doctor Consultation %
Family Health Centre Thrikkur	99.90 %
Family Health Centre Desamangalam	99.84 %
Family Health Centre Venkitangu	99.58 %
Family Health Centre Velur	99.53 %
Urban Primary Health Centre Anapuzha	99.53 %
Family Health Centre Vilvattom	99.35 %
Family Health Centre Chamakkala	99.24 %
Urban Primary Health Centre V R Puram	99.22 %
Family Health Centre Poyya	99.11 %
Family Health Centre Manaloor	98.82 %
Family Health Centre Thekkumkara	98.59 %
Family Health Centre Mulloorkara	97.61 %
Family Health Centre Poomanqalam	97.49 %

Hospital	Doctor Consultation %
Family Health Centre Vembellur	4.80 %
Family Health Centre Poomala	19.80 %
Urban Primary Health Centre Paravattani	21.03 %
Family Health Centre Mundur Tholur	28.91 %
Family Health Centre Edavilangu	52.27 %
Family Health Centre Adat	59.50 %
Family Health Centre Madavana	65.73 %
Urban Primary Health Centre Guruvayoor	76.83 %
Family Health Centre Paralam	81.27 %
Family Health Centre Punnayur	82.13 %
Family Health Centre Aloor	84.42 %
Family Health Centre Vaniyamapara	85.54 %

3.4 e-Health Performance - Pharmacy Usage in PHCs/FHCs/UPHCs

Pharmacy usage is calculated as (Pharmacy Prescription Count / Total Visits ) \*100

The Thrissur district moved from position 5 to position 8 in Pharmacy Usage with 67%.



Pharmacy Usage in PHCs/FHCs/UPHCs

Hospital	Pharmacy Usage %
Family Health Centre Poyya	98.00 %
Family Health Centre Mambra	92.00 %
Family Health Centre Desamangalam	90.00 %
Family Health Centre Koolimuttom	89.00 %
Family Health Centre Poomangalam	89.00 %
Family Health Centre Elanad	87.00 %
Family Health Centre Velur	87.00 %
Family Health Centre Manaloor	86.00 %
Family Health Centre Thrikkur	86.00 %
Family Health Centre Vilvattom	86.00 %
Family Health Centre Kuzhoor	84.00 %
Family Health Centre Panjal	83.00 %
Urban Primary Health Centre Kachery	83.00 %
Family Health Centre Venkitanadu	82.00 %

Hospital	Pharmacy Usage %
Family Health Centre Vembellur	2.00 %
Urban Primary Health Centre Paravattani	7.00 %
Family Health Centre Porkulam	8.00 %
Family Health Centre Pamboor	11.00 %
Family Health Centre Poomala	11.00 %
Family Health Centre Mundur Tholur	28.00 %
Family Health Centre Edavilangu	36.00 %
Family Health Centre Vaniyamapara	43.00 %
Family Health Centre Madavana	49.00 %
Family Health Centre Adat	51.00 %
Family Health Centre Kadangode	52.00 %
Family Health Centre Mulloorkara	52.00 %
Family Health Centre Pariyaram	54.00 %

4. Status of Modules started in Hospitals

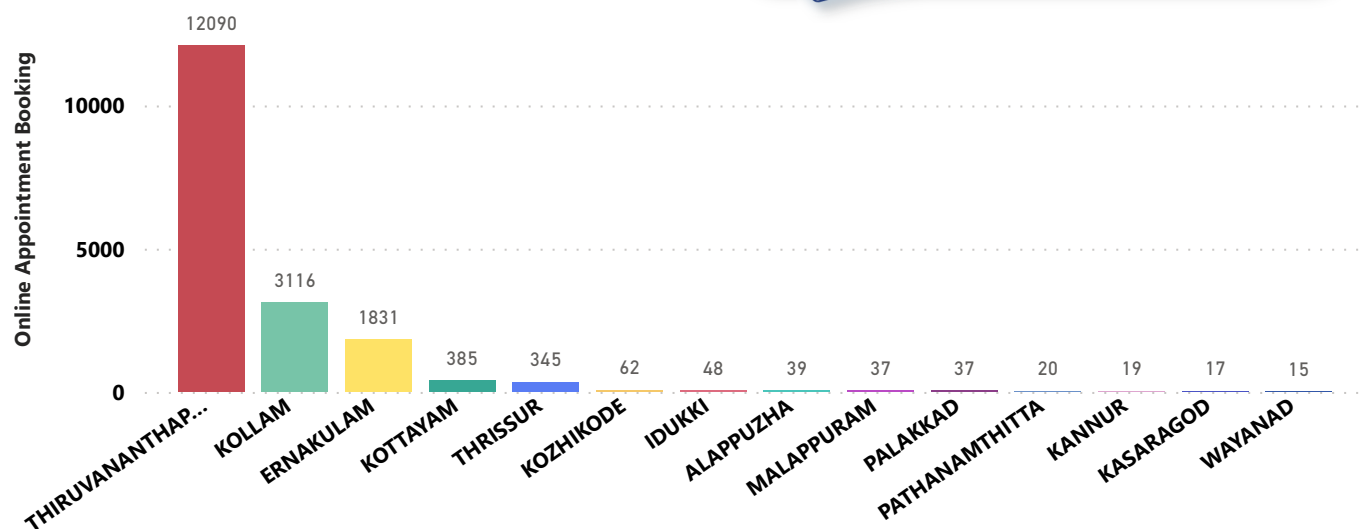
District wise status of live institutions and the count of various modules [Reception, OP Consultation, Lab, Pharmacy] started.

District Name	Live Institutions	Reception	Consultation	Lab	Pharmacy
THIRUVANANTHAPURAM	106	97 (91.5%)	90 (84.9%)	79 (74.5%)	71 (67.%)
THRISSUR	70	55 (78.6%)	52 (74.3%)	46 (65.7%)	48 (68.6%)
KOZHIKODE	55	36 (65.5%)	35 (63.6%)	29 (52.7%)	30 (54.5%)
MALAPPURAM	53	45 (84.9%)	44 (83.%)	19 (35.8%)	22 (41.5%)
PALAKKAD	45	39 (86.7%)	37 (82.2%)	31 (68.9%)	26 (57.8%)
ERNAKULAM	44	29 (65.9%)	25 (56.8%)	13 (29.5%)	15 (34.1%)
KANNUR	39	26 (66.7%)	25 (64.1%)	21 (53.8%)	22 (56.4%)
KOTTAYAM	32	21 (65.6%)	21 (65.6%)	14 (43.8%)	19 (59.4%)
KOLLAM	31	24 (77.4%)	24 (77.4%)	23 (74.2%)	23 (74.2%)
ALAPPUZHA	30	20 (66.7%)	19 (63.3%)	19 (63.3%)	18 (60.%)
KASARAGOD	22	18 (81.8%)	17 (77.3%)	12 (54.5%)	17 (77.3%)
PATHANAMTHITTA	20	18 (90.%)	16 (80.%)	11 (55.%)	13 (65.%)
IDUKKI	19	18 (94.7%)	17 (89.5%)	11 (57.9%)	16 (84.2%)
WAYANAD	17	16 (94.1%)	16 (94.1%)	14 (82.4%)	15 (88.2%)
Total	583	462 (79.2%)	438 (75.1%)	342 (58.7%)	355 (60.9%)

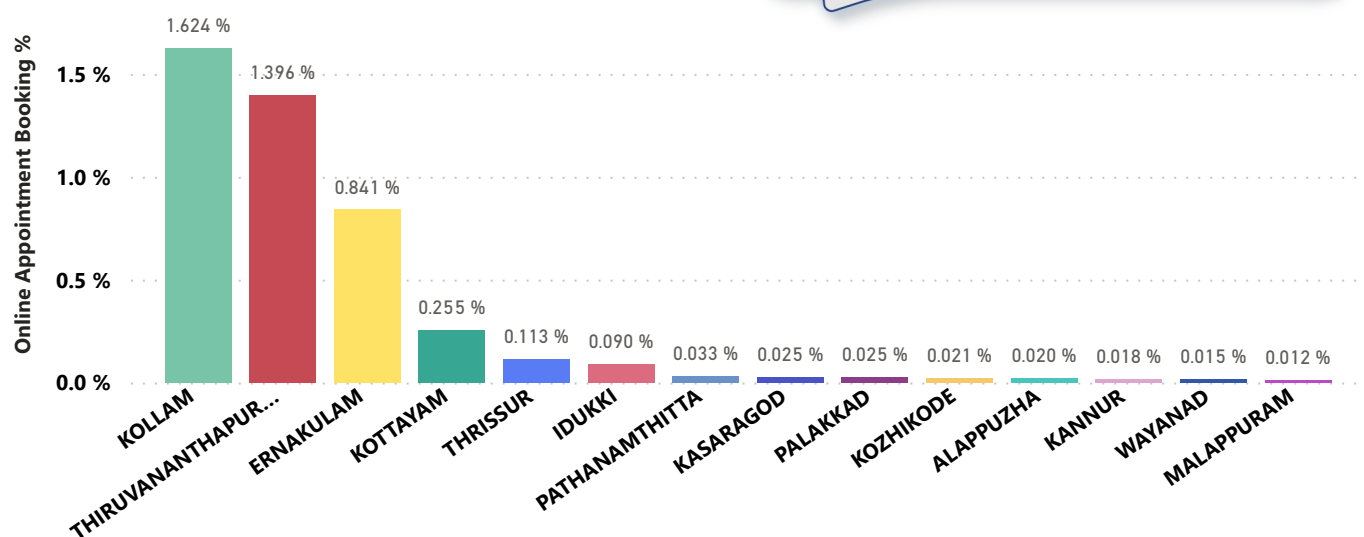


## 5. Percentage of Online Appointment Booking in Hospitals

District-wise count of online appointments taken during the month of March'23. TSR district is at position 5 in online appointment booking.

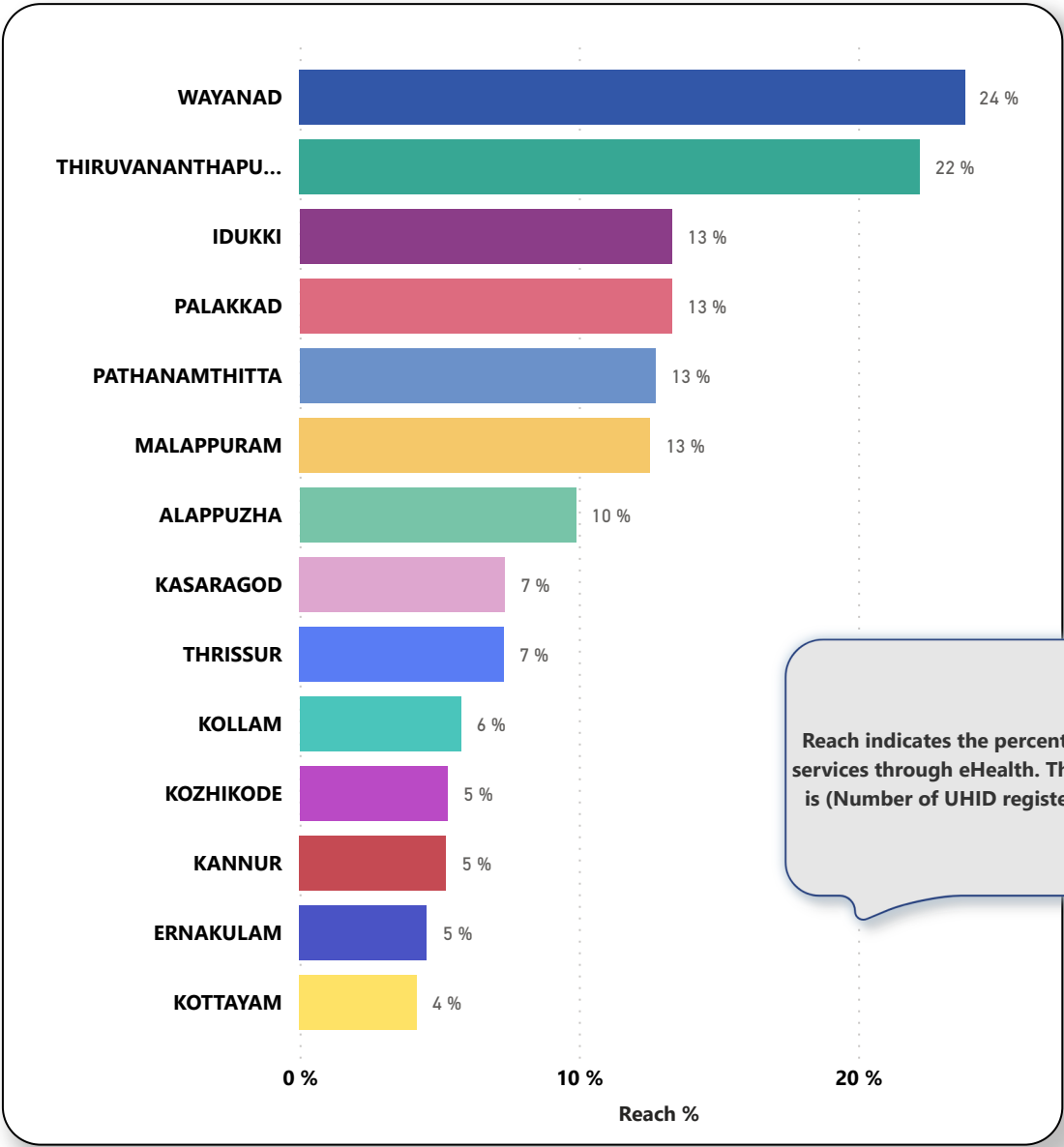


District-wise percentage of online appointment booking up on OP visits for the month of March'23. Calculation is performed as (Online Visits / OP Visits) \* 100 %.





6. eHealth Performance - Reach



7. Public Health Survey Status

