

1. eHealth Kerala - Vital Statistics

Live Institutions	106
Medical College Hospitals	4
PHCs/FHCs	63
CHCs	17
DHs/GHs	4
PH Labs	1
Other(Inc UPHCs,Taluk Hospitals)	17



2. Highlights



- Reception module is functional in 65 of the 69 PHCs/FHCs/UPHCs of the Thiruvananthapuram district.
- The district remains at position 1 in the number of online appointment booking.
- The district is at top position in house survey completion (57%) and member survey completion (3%).
- The district remains at position 2 in reach rank which indicates UHID registration proportionate to the population.



- Thiruvananthapuram district is at position 3(down by 1) in overall performance ranking of districts based on PHCs/FHCs/UPHCs.
- District is at :
 - - position 12(down by 1) in Doctor Consultation with nearly 76%.
 - - position 9 in UHID Visits with 27%.
- The district remains at position 11 in Pharmacy Usage with nearly 54%.
- Member survey completion percentage in the district is only 3%.

3. eHealth - District Ranking Matrix Based on Performance of PHCs/FHCs/UPHCs

The ranking matrix showcase the district performance in providing eHealth services through PHCs/FHCs/UPHCs based on six different parameters. These parameters include whether the reception module is started or not, UHID Visits, Doctor Consultation, Pharmacy Usage, Lab Usage and number of Live Institutions. Based on the ranking, the districts are classified into three broad categories, the best performing districts, the average performing districts and the low performing districts.

The best performing districts should strive to continue to remain in the same position, whereas the average performing as well as the low performing districts should strive to reach to the 'top four' league.

The ranking matrix for the month of March '23 is given below:

District	Rank
WAYANAD	1
PALAKKAD	2
IDUKKI	3
PATHANAMTHITTA	3
THIRUVANANTHAPURAM	3
KOLLAM	4
THRISSUR	4
ALAPPUZHA	5
KOTTAYAM	6
KOZHIKODE	6
KASARAGOD	7
KANNUR	8
MALAPPURAM	9
ERNAKULAM	10

- Best performing
- Average performing
- Low performing

3. eHealth - Institution Level Ranking of PHCs/FHCs/UPHCs

Hospital	Rank
Family Health Centre Anakudy	1
Family Health Centre Kottukal	2
Family Health Centre Kuttichal	2
Family Health Centre Poozhanad	2
Family Health Centre Amachal New	3
Family Health Centre Panavoor	3
Family Health Centre Balaramapuram	4
Family Health Centre Edava	4
Family Health Centre Kallikkad New	4
Family Health Centre Karakulam	4
Family Health Centre Kunnathukal	4
Family Health Centre Maranalloor	4
Family Health Centre Mukkola	4
Family Health Centre Paraniyam	4
Family Health Centre Parasuvaikkal Parasala	4
Family Health Centre Perumpazhuthoor	4
Family Health Centre Vamanapuram	4
Urban Primary Health Centre Mambazhakkara	4
Family Health Centre Jagathy	5
Family Health Centre Manickal	5
Primary Health Centre Kalliyoor	5
Family Health Centre Anad	6
Family Health Centre Aruvikkara	6
Family Health Centre Chenkal	6
Family Health Centre Kadakampally	6
Family Health Centre Pallichal	6
Family Health Centre Perumathura	6
Family Health Centre Pozhiyoor	6
Family Health Centre Pullampara	6
Family Health Centre Thonnakkal	6
Family Health Centre Vattiyoorkavu	6
Family Health Centre Veeranakavu	6

Hospital	Rank
Family Health Centre Kollayil	13
Family Health Centre Madavoor	13
Family Health Centre Poonthura	13
Family Health Centre Vettoor	13
Primary Health Centre Azhoor	13
Secretariat Health Centre Thiruvananthapuram	13
Urban Health Centre Mannanthala	13
Urban Primary Health Centre Vattiyoorkavu	13
Family Health Centre Kattakada	12
Family Health Centre Pangapara Integrated	12
Family Health Centre Puthukurichy	12
Family Health Centre Uzhamalakkal	12
Family Health Centre Chemboor	11
Family Health Centre Mudakkal	11
Family Health Centre Thonipara	11
Family Health Centre Vilavoorkkal	11
Family Health Centre Chemmaruthy	10
Family Health Centre Karavaram	10
Family Health Centre Peringammala	10
Urban Primary Health Centre Poovathoor	10
Family Health Centre Amboori	9
Family Health Centre Kilimanoor	9
Family Health Centre Kulathoor	9
Family Health Centre Pulimath	9
Family Health Centre Tholicode	9
Urban Primary Health Centre Chalai	9
Family Health Centre Cherunniyoor	8
Family Health Centre Karode	8
Family Health Centre Keezhattingal	8
Family Health Centre Mangalapuram	8
Family Health Centre Vembayam	8
Urban Primary Health Centre Muttada	8

3.1 eHealth Performance - Reception Module

Reception Module is considered to be functional in a PHC/FHC/UPHC only if the number of total visits for the month is of minimum 500.

The reception module is functional in 65 of the 69 PHCs/FHCs/UPHCs

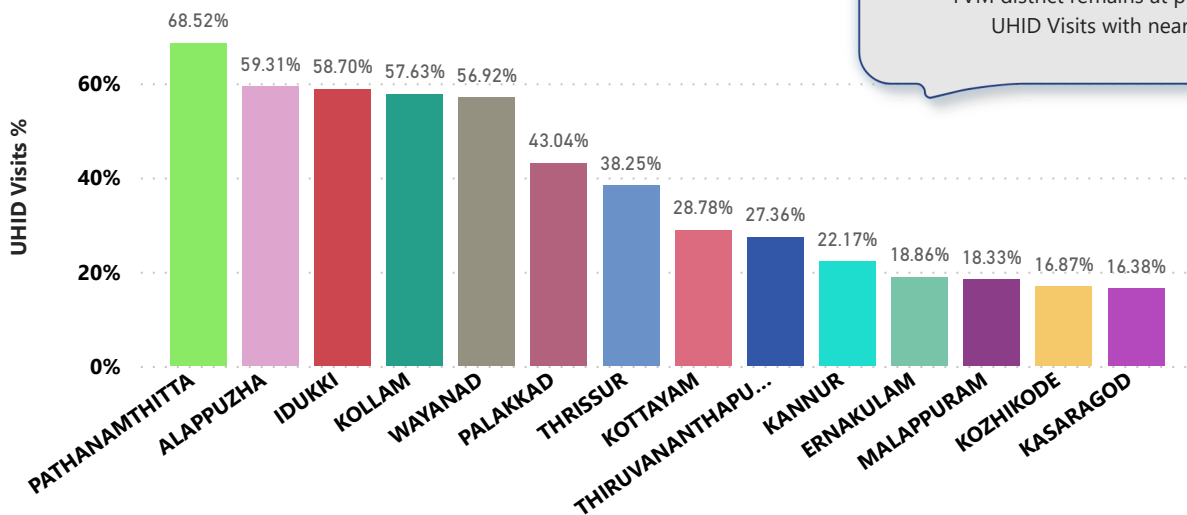
District	PHC/FHC/UPHC Count	PHC/FHC/UPHC with Reception	% of PHC/FHC/UPHC with Reception
WAYANAD	15	15	100.00%
KASARAGOD	19	18	95.00%
IDUKKI	17	16	94.00%
PATHANAMTHITTA	18	17	94.00%
THIRUVANANTHAPURAM	69	65	94.00%
MALAPPURAM	49	43	88.00%
PALAKKAD	43	37	86.00%
THRISSUR	63	52	83.00%
KOTTAYAM	26	20	77.00%
KOLLAM	29	22	76.00%
KANNUR	36	25	69.00%
ERNAKULAM	40	27	68.00%
KOZHIKODE	43	28	65.00%
ALAPPUZHA	26	16	62.00%

Hospital Name
Family Health Centre Malayadi
Family Health Centre Veli
Primary Health Centre Bharathannoor
Urban Health Centre Mannanthala

Institutions where the reception module is either not started or not using

3.2 e-Health Performance - UHID Visits

UHID Visit % is calculated as (UHID Visits / Total Visit) *100



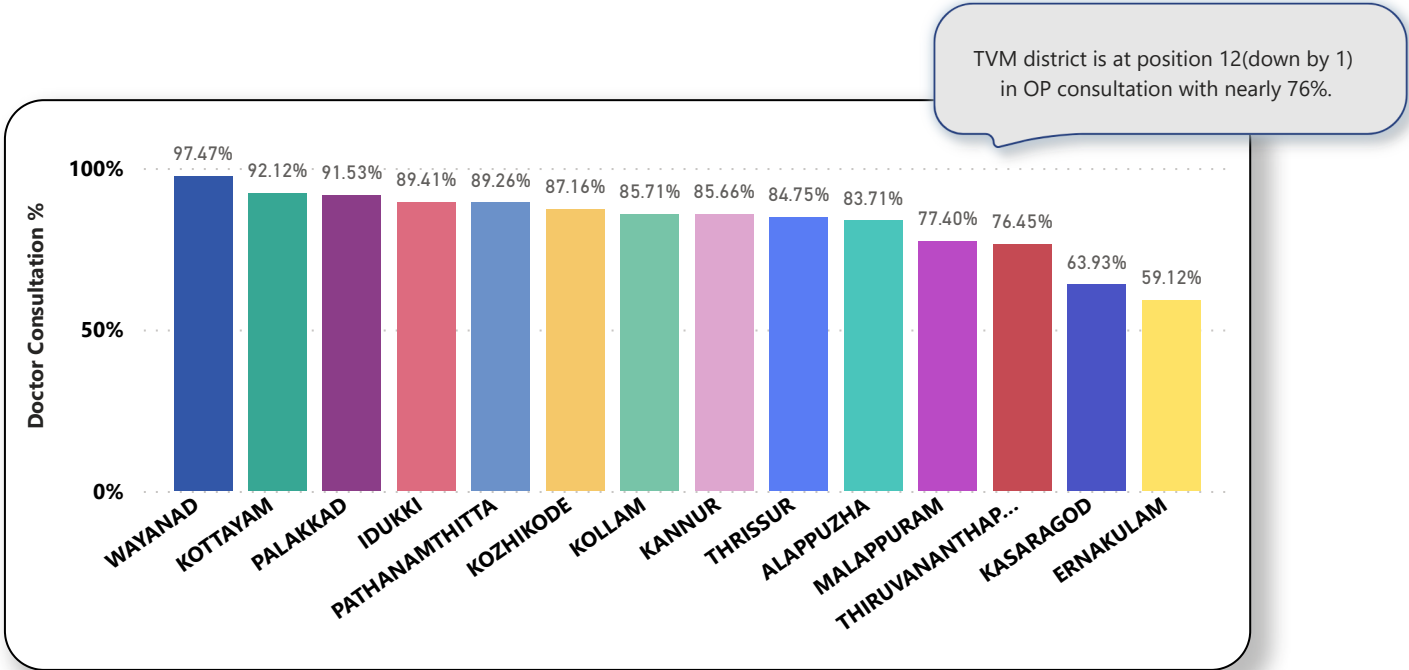
PHCs/FHCs/UPHCs based on UHID Visits

Institutions with atleast 100 UHID visits are listed here.

Hospital	UHID Visit %
Family Health Centre Anakudy	93.00%
Urban Health Centre Mannanthala	89.00%
Family Health Centre Karavaram	72.00%
Family Health Centre Kottukal	71.00%
Family Health Centre Pullampara	65.00%
Family Health Centre Veeranakavu	64.00%
Family Health Centre Parasuvaikkal Parasala	63.00%
Family Health Centre Kallikkad New	58.00%
Family Health Centre Perumpazhuthoor	55.00%
Family Health Centre Maranalloor	54.00%
Family Health Centre Amachal New	52.00%
Family Health Centre Tholicode	50.00%
Family Health Centre Poozhanad	49.00%
Urban Primary Health Centre Chalai	46.00%

Hospital	UHID Visit %
Family Health Centre Jagathy	4.00%
Family Health Centre Madavoor	6.00%
Family Health Centre Thonnakkal	6.00%
Family Health Centre Vembayam	6.00%
Family Health Centre Kollayil	7.00%
Family Health Centre Chemmaruthy	8.00%
Family Health Centre Kadakampally	9.00%
Primary Health Centre Kalliyoore	9.00%
Primary Health Centre Azhoor	10.00%
Family Health Centre Chemboor	11.00%
Family Health Centre Manickal	11.00%
Family Health Centre Vattiyoorkavu	11.00%
Family Health Centre Pangapara Integrated	12.00%
Family Health Centre Vettoor	12.00%

3.3 e-Health Performance - Doctor Consultation



Doctor Consultation Percentage in PHCs/FHCs/UPHCs

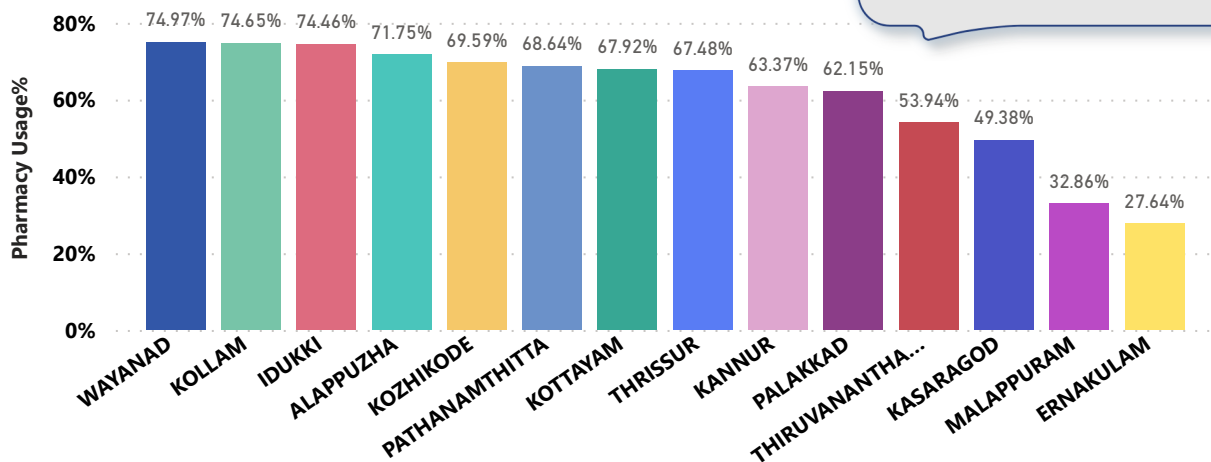
Hospital	Doctor Consultation %
Family Health Centre Amachal New	99.92%
Family Health Centre Poozhanad	99.64%
Family Health Centre Kadakampally	99.61%
Family Health Centre Perumathura	99.60%
Family Health Centre Mukkola	99.04%
Primary Health Centre Vellayani	98.64%
Family Health Centre Chenkal	98.56%
Family Health Centre Karode	98.38%
Family Health Centre Kuttichal	98.12%
Family Health Centre Kottukal	97.85%
Primary Health Centre Kalliyoor	97.64%
Family Health Centre Anakudy	97.05%
Urban Health Centre Mannanthala	96.62%
Family Health Centre Vembavam	96.46%

Hospital	Doctor Consultation %
Secretariat Health Centre Thiruvananthapuram	4.52%
Primary Health Centre Azhoor	8.60%
Family Health Centre Karavaram	21.43%
Family Health Centre Madavoor	25.03%
Family Health Centre Vettoor	36.34%
Family Health Centre Kollayil	41.52%
Family Health Centre Uzhamalakkal	48.56%
Family Health Centre Peringammala	50.69%
Family Health Centre Kattakada	52.81%
Family Health Centre Kilimanoor	59.89%
Family Health Centre Pangapara Integrated	61.13%
Family Health Centre Chemmaruthy	61.29%

3.4 e-Health Performance - Pharmacy Usage in PHCs/FHCs/UPHCs

Pharmacy usage is calculated as (Pharmacy Prescription Count / Total Visits) *100

The TVM district stands at position 11 in Pharmacy Usage with nearly 54%.



Pharmacy Usage in PHCs/FHCs/UPHCs

Hospital	Pharmacy Usage %
Family Health Centre Panavoor	92.00%
Urban Health Centre Mannanthala	92.00%
Family Health Centre Mukkola	90.00%
Family Health Centre Poozhanad	89.00%
Family Health Centre Parasuvaikkal Parasala	87.00%
Family Health Centre Pozhiyoor	87.00%
Family Health Centre Anakudy	86.00%
Family Health Centre Kallikkad New	86.00%
Family Health Centre Perumathura	86.00%
Family Health Centre Edava	83.00%
Family Health Centre Kadakampally	83.00%
Family Health Centre Kuttichal	82.00%
Family Health Centre Manickal	81.00%
Family Health Centre Anad	79.00%
Family Health Centre Jagathy	79.00%
Family Health Centre Karakulam	77.00%

Hospital	Pharmacy Usage %
Family Health Centre Madavoor	0.00%
Family Health Centre Mudakkal	0.00%
Primary Health Centre Azhoor	0.00%
Family Health Centre Peringammala	1.00%
Secretariat Health Centre Thiruvananthapuram	3.00%
Family Health Centre Pulimath	15.00%
Family Health Centre Kattakada	18.00%
Family Health Centre Karavaram	20.00%
Family Health Centre Kollayil	24.00%
Family Health Centre Pangapara Integrated	25.00%
Family Health Centre Vettoor	28.00%
Family Health Centre Tholicode	29.00%
Urban Primary Health Centre Chalai	31.00%
Family Health Centre Pallichal	32.00%
Family Health Centre Uzhamalakkal	32.00%

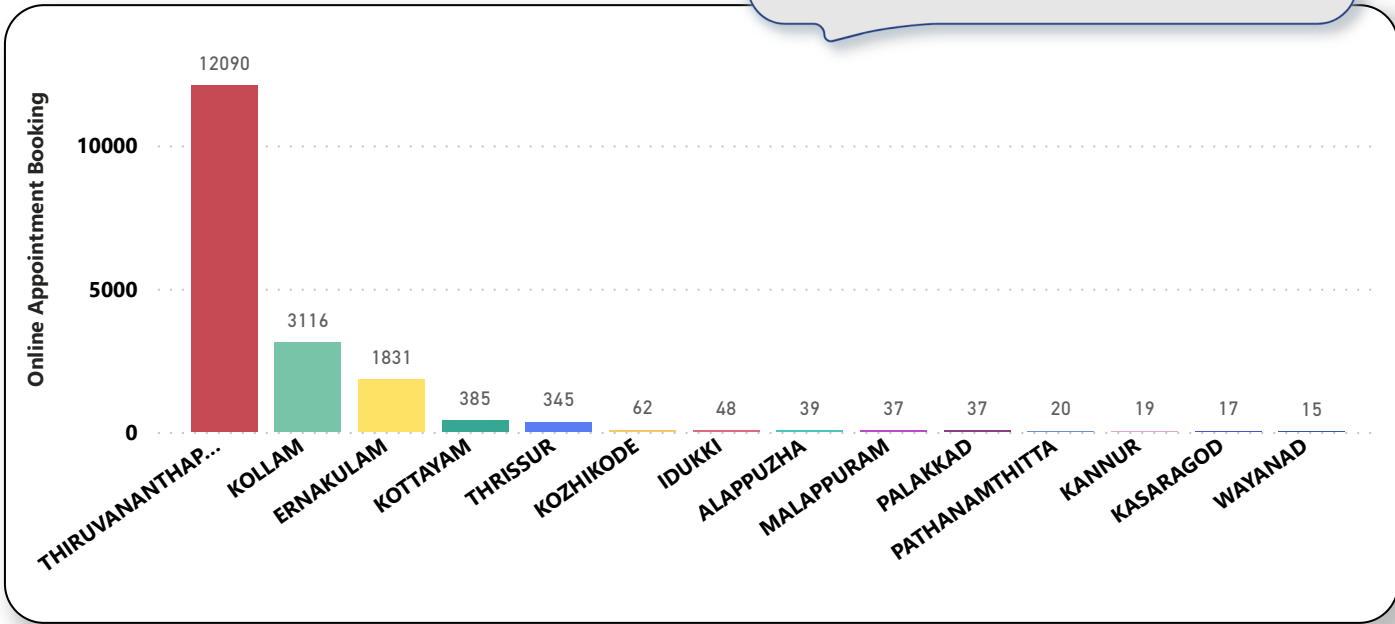
4. Status of Modules started in Hospitals

District wise status of live institutions and the count of various modules [Reception, OP Consultation, Lab, Pharmacy] started.

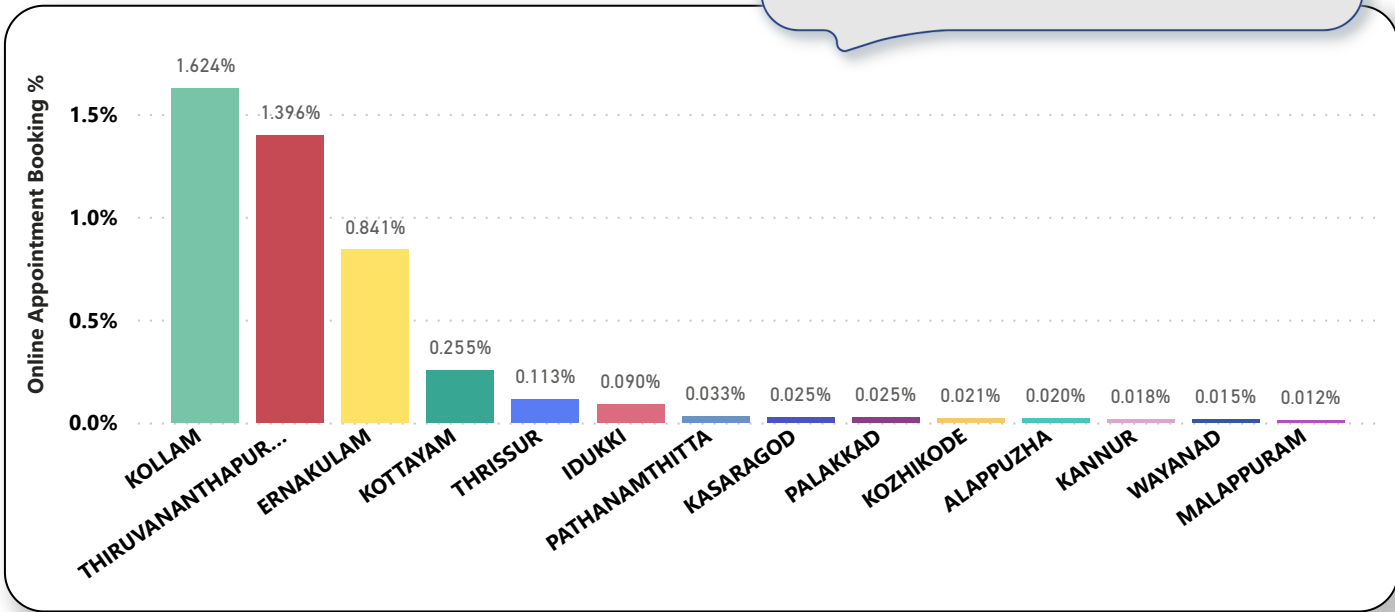
District Name	Live Institutions	Reception	Consultation	Lab	Pharmacy
THIRUVANANTHAPURAM	106	97 (91.5%)	90 (84.9%)	79 (74.5%)	71 (67%)
THRISSUR	70	55 (78.6%)	52 (74.3%)	46 (65.7%)	48 (68.6%)
KOZHIKODE	55	36 (65.5%)	35 (63.6%)	29 (52.7%)	30 (54.5%)
MALAPPURAM	53	45 (84.9%)	44 (83%)	19 (35.8%)	22 (41.5%)
PALAKKAD	45	39 (86.7%)	37 (82.2%)	31 (68.9%)	26 (57.8%)
ERNAKULAM	44	29 (65.9%)	25 (56.8%)	13 (29.5%)	15 (34.1%)
KANNUR	39	26 (66.7%)	25 (64.1%)	21 (53.8%)	22 (56.4%)
KOTTAYAM	32	21 (65.6%)	21 (65.6%)	14 (43.8%)	19 (59.4%)
KOLLAM	31	24 (77.4%)	24 (77.4%)	23 (74.2%)	23 (74.2%)
ALAPPUZHA	30	20 (66.7%)	19 (63.3%)	19 (63.3%)	18 (60%)
KASARAGOD	22	18 (81.8%)	17 (77.3%)	12 (54.5%)	17 (77.3%)
PATHANAMTHITTA	20	18 (90%)	16 (80%)	11 (55%)	13 (65%)
IDUKKI	19	18 (94.7%)	17 (89.5%)	11 (57.9%)	16 (84.2%)
WAYANAD	17	16 (94.1%)	16 (94.1%)	14 (82.4%)	15 (88.2%)
Total	583	462 (79.2%)	438 (75.1%)	342 (58.7%)	355 (60.9%)

5. Percentage of Online Appointment Booking in Hospitals

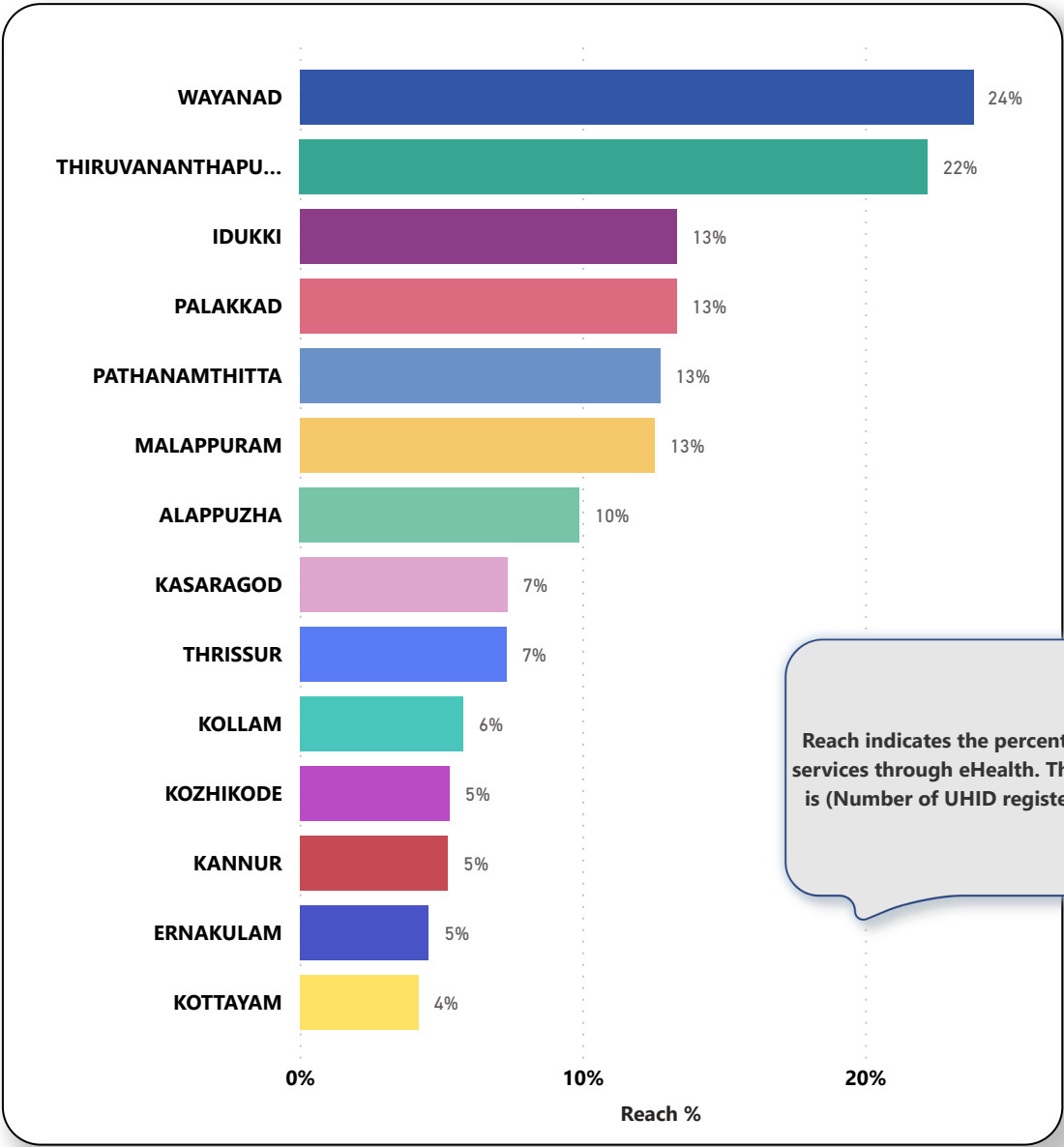
District-wise count of online appointments taken during the month of March '23. TVM district stands at first position in online appointment booking.



District-wise percentage of online appointment booking up on OP visits for the month of March '23. Calculation is performed as (Online Visits / OP Visits) * 100 %.



6. eHealth Performance - Reach



7. Public Health Survey Status

