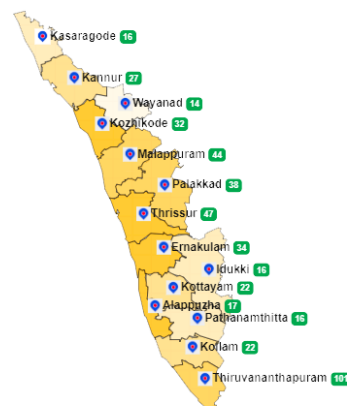


## 1. eHealth Kerala - Vital Statistics

Live Institutions	17
Medical College Hospitals	0
PHCs/FHCs	14
CHCs	0
DHs/GHs	2
PH Labs	0
Other(Inc UPHCs,Taluk Hospitals)	1



## 2. Highlights



- eHealth rolled out in 1 new institution during the month of March'23 in Wayanad district.
- The district remains at position 1 in overall performance ranking of districts based on PHCs/FHCs/UPHCs.
- Reception module started in all PHCs/FHCs /UPHCs of the district.
- Wayanad district remains at position 1 in OP consultation with the value of 97%.
- The district remains at position 5 in UHID Visits with nearly 57%(up by 4%).
- The WYD district remains at position 1 in Pharmacy Usage with nearly 75%(up by 2%).



- The district is at position 14 in online appointment booking.
- The house survey completion status is 0.77% and member survey completion status is 0.03%.

3. eHealth - District Ranking Matrix Based on Performance of PHCs/FHCs/UPHCs

The ranking matrix showcase the district performance in providing eHealth services through PHCs/FHCs/UPHCs based on six different parameters. These parameters include whether the reception module is started or not, UHID Visits, Doctor Consultation, Pharmacy Usage, Lab Usage and number of Live Institutions. Based on the ranking, the districts are classified into three broad categories, the best performing districts, the average performing districts and the low performing districts.

The best performing districts should strive to continue to remain in the same position, whereas the average performing as well as the low performing districts should strive to reach to the 'top four' league.

The ranking matrix for the month of March '23 is given below:

District	Rank
WAYANAD	1
PALAKKAD	2
IDUKKI	3
PATHANAMTHITTA	3
THIRUVANANTHAPURAM	3
KOLLAM	4
THRISSUR	4
ALAPPUZHA	5
KOTTAYAM	6
KOZHIKODE	6
KASARAGOD	7
KANNUR	8
MALAPPURAM	9
ERNAKULAM	10

- Best performing
- Average performing
- Low performing

3. eHealth - Institution Level Ranking of PHCs/FHCs/UPHCs

Hospital	Rank
Family Health Center Noolpuzha	1
Family Health Centre Cheerai	1
Family Health Centre Meppady	1
Family Health Centre Padinharethara	1
Family Health Centre Poothadi	1
Family Health Centre Pozhuthana	1
Family Health Centre Vengapally	1
Family Health Centre Edavaka	2
Family Health Centre Kottathara	3
Family Health Centre Thondernad	3
Family Health Centre Vellamunda	3
Family Health Centre Appappara	4
Family Health Centre Chethalayam	4
Urban Primary Health Centre Kalpetta	4
Family Health Centre Ambalavayal	5

3.1 eHealth Performance - Reception Module

Reception Module is considered to be functional in a PHC/FHC/UPHC only if the number of total visits for the month is of minimum 500.

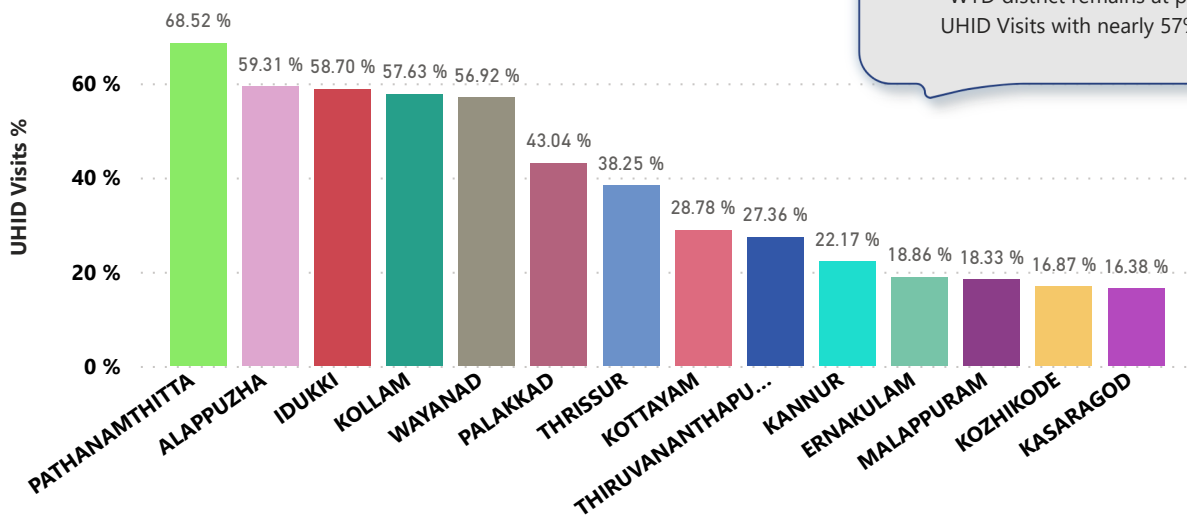
Reception module started in all PHCs/FHCs/UPHCs

District	PHC/FHC/UPHC Count	PHC/FHC/UPHC with Reception	% of PHC/FHC/UPHC with Reception
WAYANAD	15	15	100.00 %
KASARAGOD	19	18	95.00 %
IDUKKI	17	16	94.00 %
PATHANAMTHITTA	18	17	94.00 %
THIRUVANANTHAPURAM	69	65	94.00 %
MALAPPURAM	49	43	88.00 %
PALAKKAD	43	37	86.00 %
THRISSUR	63	52	83.00 %
KOTTAYAM	26	20	77.00 %
KOLLAM	29	22	76.00 %
KANNUR	36	25	69.00 %
ERNAKULAM	40	27	68.00 %
KOZHIKODE	43	28	65.00 %
ALAPPUZHA	26	16	62.00 %



3.2 e-Health Performance - UHID Visits

UHID Visit % is calculated as (UHID Visits / Total Visit ) \*100



WYD district remains at position 5 in UHID Visits with nearly 57%(up by 4%).

PHCs/FHCs/UPHCs based on UHID Visits

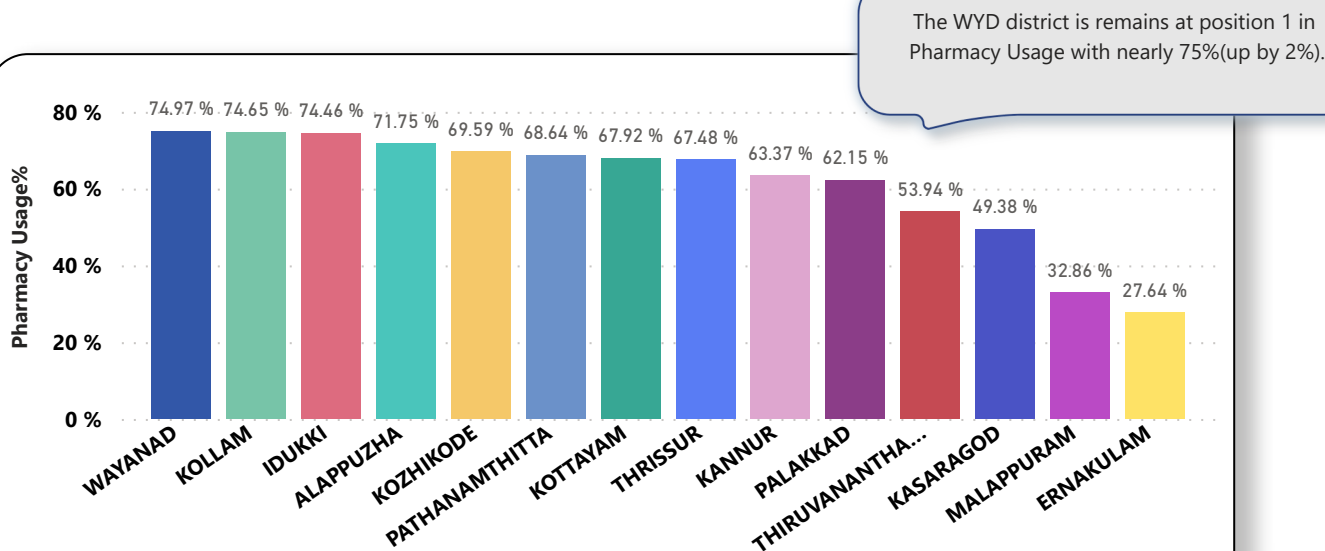
Hospital	UHID Visit %
Family Health Centre Pozhuthana	80.00 %
Family Health Centre Kottathara	77.00 %
Family Health Centre Chethalayam	70.00 %
Family Health Centre Cheeral	69.00 %
Family Health Centre Vengapally	69.00 %
Family Health Centre Meppady	68.00 %
Family Health Centre Padinharethara	65.00 %
Urban Primary Health Centre Kalpetta	64.00 %
Family Health Center Noolpuzha	61.00 %
Family Health Centre Poothadi	61.00 %
Family Health Centre Ambalavayal	53.00 %
Family Health Centre Thondernad	51.00 %
Family Health Centre Edavaka	41.00 %
Family Health Centre Vellamunda	35.00 %
Family Health Centre Appappara	32.00 %

Institutions with atleast 100 UHID visits are listed here.

### 3.3 e-Health Performance - Doctor Consultation

3.4 e-Health Performance - Pharmacy Usage in PHCs/FHCs/UPHCs

Pharmacy usage is calculated as (Pharmacy Prescription Count / Total Visits ) \*100



Pharmacy Usage in PHCs/FHCs/UPHCs

Hospital	Pharmacy Usage %
Family Health Center Noolpuzha	82.00 %
Family Health Centre Ambalavayal	21.00 %
Family Health Centre Appappara	79.00 %
Family Health Centre Cheeral	86.00 %
Family Health Centre Chethalayam	80.00 %
Family Health Centre Edavaka	85.00 %
Family Health Centre Kottathara	74.00 %
Family Health Centre Meppady	87.00 %
Family Health Centre Padinharethara	83.00 %
Family Health Centre Poothadi	89.00 %
Family Health Centre Pozhuthana	85.00 %
Family Health Centre Thondernad	77.00 %
Family Health Centre Vellamunda	90.00 %
Family Health Centre Vengapally	94.00 %
Urban Primary Health Centre Kalpetta	78.00 %

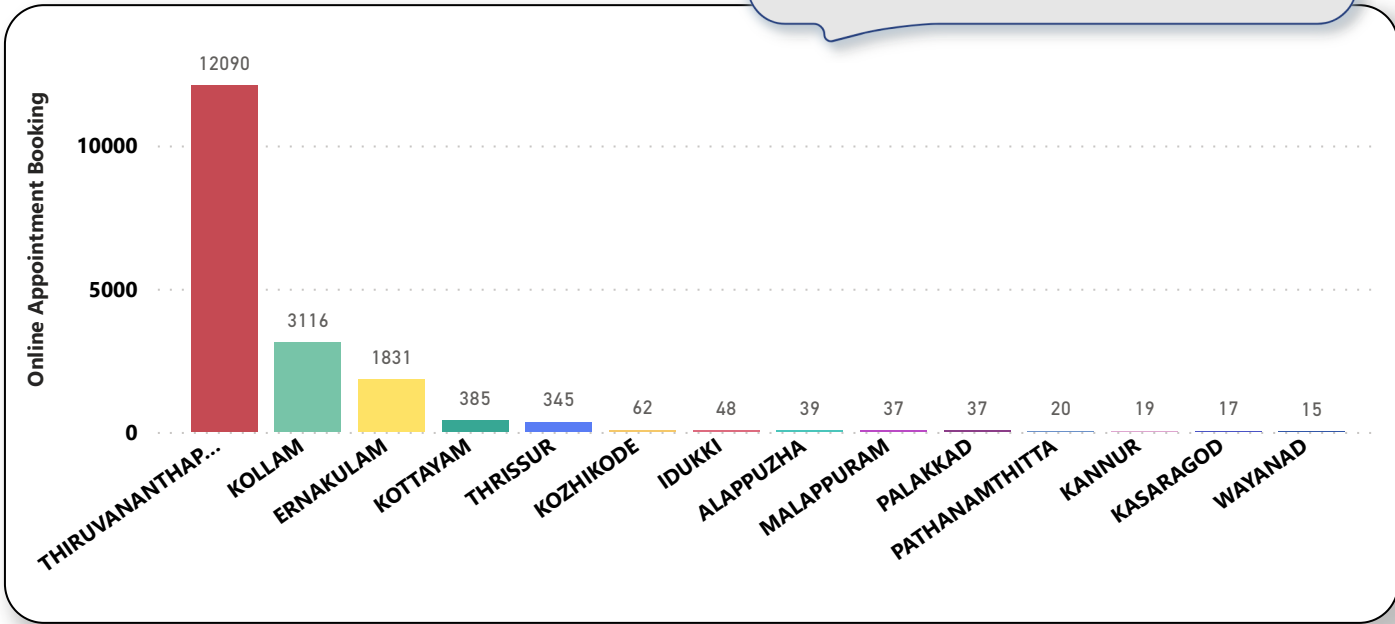
4. Status of Modules started in Hospitals

District wise status of live institutions and the count of various modules [Reception, OP Consultation, Lab, Pharmacy] started.

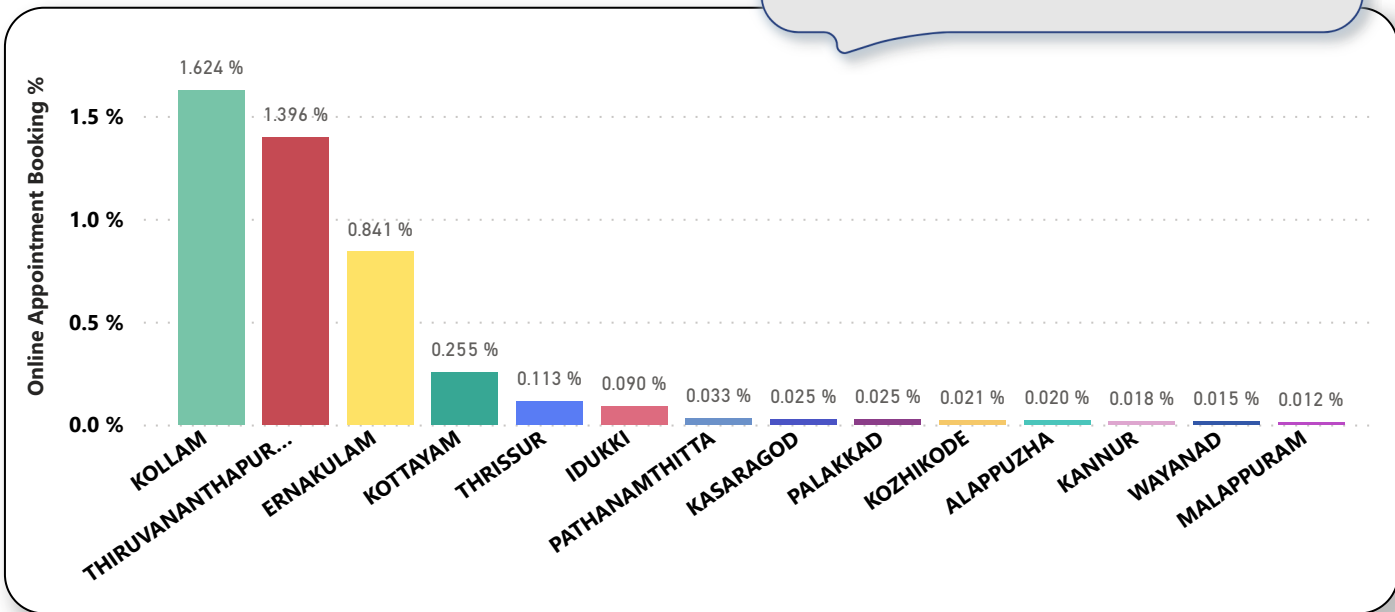
District Name	Live Institutions	Reception	Consultation	Lab	Pharmacy
THIRUVANANTHAPURAM	106	97 (91.5%)	90 (84.9%)	79 (74.5%)	71 (67.%)
THRISSUR	70	55 (78.6%)	52 (74.3%)	46 (65.7%)	48 (68.6%)
KOZHIKODE	55	36 (65.5%)	35 (63.6%)	29 (52.7%)	30 (54.5%)
MALAPPURAM	53	45 (84.9%)	44 (83.%)	19 (35.8%)	22 (41.5%)
PALAKKAD	45	39 (86.7%)	37 (82.2%)	31 (68.9%)	26 (57.8%)
ERNAKULAM	44	29 (65.9%)	25 (56.8%)	13 (29.5%)	15 (34.1%)
KANNUR	39	26 (66.7%)	25 (64.1%)	21 (53.8%)	22 (56.4%)
KOTTAYAM	32	21 (65.6%)	21 (65.6%)	14 (43.8%)	19 (59.4%)
KOLLAM	31	24 (77.4%)	24 (77.4%)	23 (74.2%)	23 (74.2%)
ALAPPUZHA	30	20 (66.7%)	19 (63.3%)	19 (63.3%)	18 (60.%)
KASARAGOD	22	18 (81.8%)	17 (77.3%)	12 (54.5%)	17 (77.3%)
PATHANAMTHITTA	20	18 (90.%)	16 (80.%)	11 (55.%)	13 (65.%)
IDUKKI	19	18 (94.7%)	17 (89.5%)	11 (57.9%)	16 (84.2%)
WAYANAD	17	16 (94.1%)	16 (94.1%)	14 (82.4%)	15 (88.2%)
Total	583	462 (79.2%)	438 (75.1%)	342 (58.7%)	355 (60.9%)

5. Percentage of Online Appointment Booking in Hospitals

District-wise count of Online appointments taken during the month of March '23. WYD district is at position 14 in online appointment booking.

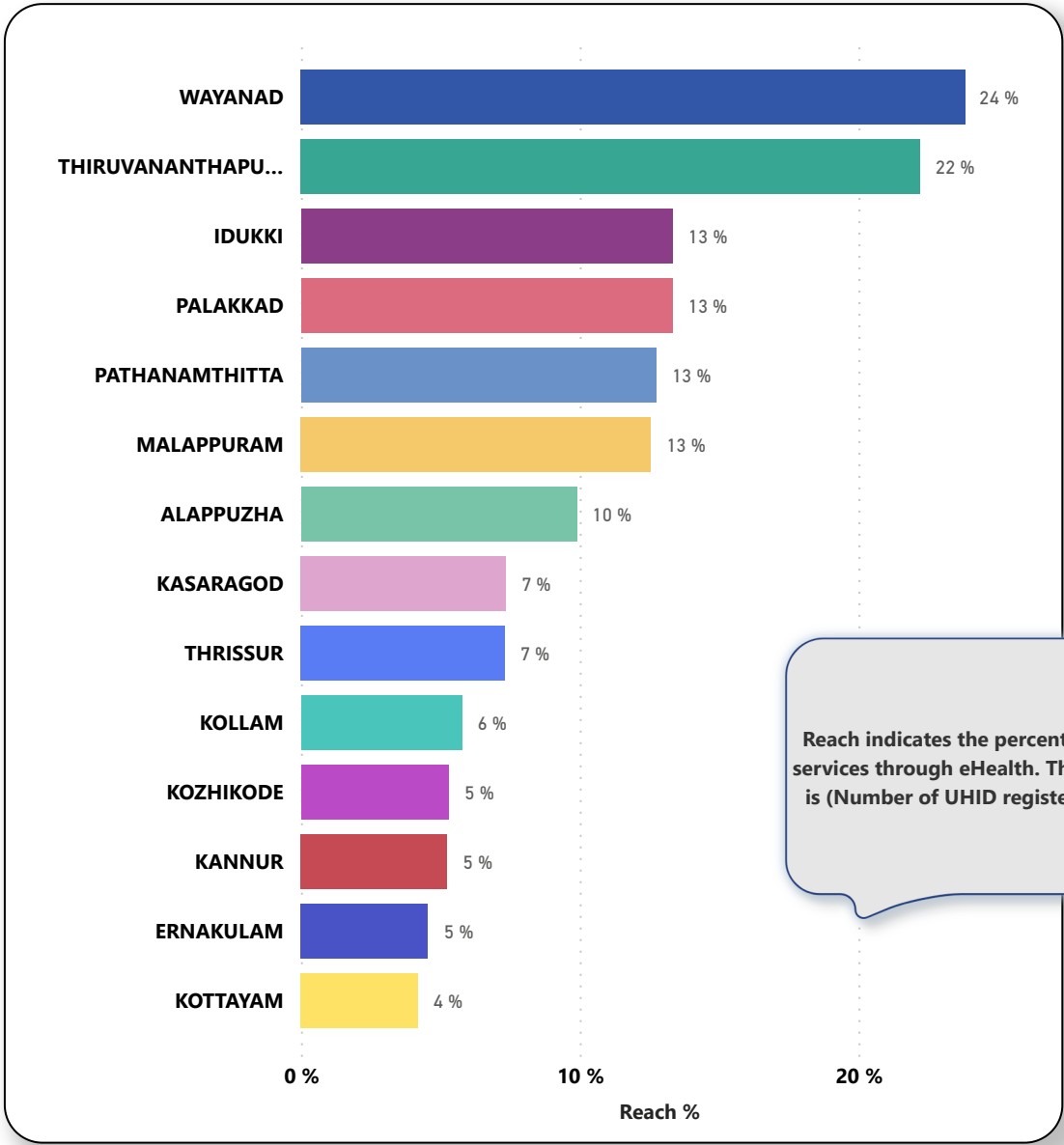


District-wise percentage of online appointment booking up on OP visits for the month of March '23. Calculation is performed as (Online Visits / OP Visits) \* 100 %.





6. eHealth Performance - Reach



7. Public Health Survey Status

