

1. eHealth Kerala - Vital Statistics

Hospital Type	Live Institutions
Family Health Centre	17
Community Health Centre	1
Taluk Headquarters Hospital	1
Urban Primary Health Centre	1
Total	20

2. eHealth - District Ranking Matrix Based on Performance of all Institutions (except Medical Colleges)

The ranking matrix showcase the district performance in providing eHealth services through all institutions (except Medical Colleges) based on six different parameters. These parameters include whether the reception module is started or not, UHID Visits, Doctor Consultation, Pharmacy Prescriptions by doctors, Percentage of lab orders through doctors and number of Live Institutions. Based on the ranking, the districts are classified into three broad categories, the best performing districts, the average performing districts and the low performing districts.

The best performing districts should strive to continue to remain in the same position, whereas the average performing as well as the low performing districts should strive to reach to the 'top four' league.

The ranking matrix for the current month November '23 along with previous two months are as given in the table .

District	September	October	November
WAYANAD	1	1	1
PATHANAMTHITTA	2	2	2
IDUKKI	3	3	3
PALAKKAD	3	3	3
MALAPPURAM	5	4	4
KOTTAYAM	5	4	5
THRISSUR	4	5	5
ALAPPUZHA	6	5	6
KANNUR	5	4	6
KOLLAM	5	5	6
KOZHIKODE	7	6	6
THIRUVANANTHAPURAM	7	6	6
KASARAGOD	8	6	7
ERNAKULAM	9	7	8

- Best performing
- Average performing
- Low performing

3. eHealth - Institution Level Ranking (except Medical Colleges)

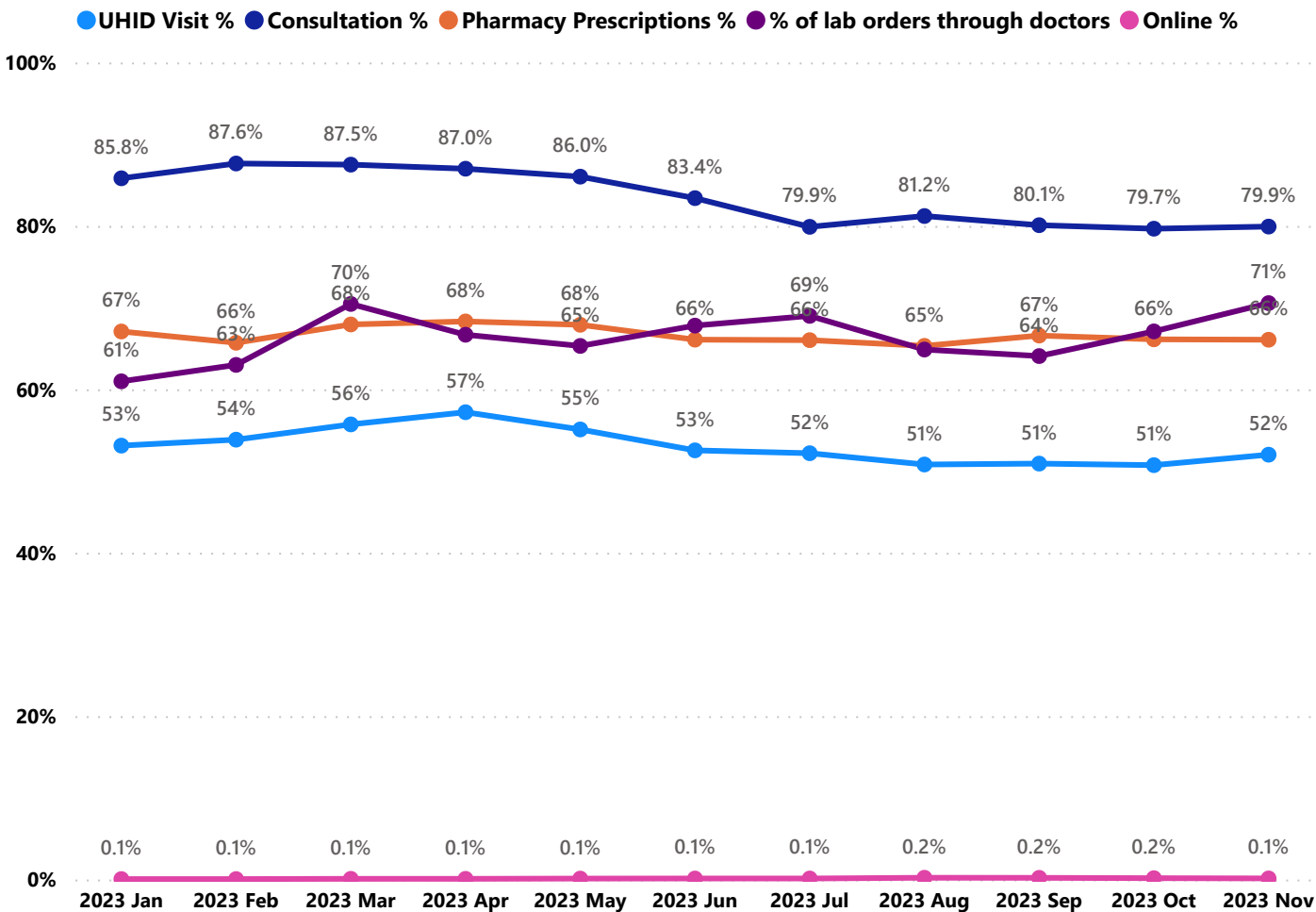
Hospital	Rank
Family Health Centre Alakode	1
Family Health Centre Elamdesom	1
Family Health Centre Kumaramangalam	1
Family Health Centre Arakulam	2
Family Health Centre Karimkunnam	2
Family Health Centre Kudayathur	2
Family Health Centre Kumily	2
Family Health Centre Rajakumary	2
Family Health Centre Vattavada	2
Family Health Centre Bison Valley	3
Family Health Centre Kanchiyar	3
Family Health Centre Peruvanthanam	3
Family Health Centre Udumbanchola	3
Family Health Centre Kamakshy	4
Family Health Centre Mariyapuram	4
Family Health Centre Muttom	5
Urban Primary Health Centre Parakkadavu	5
Family Health Centre Konnathady	6
Family Health Centre Karunapuram	7
Taluk Headquarters Hospital Nedumkandam	8

3.1 eHealth Performance - Reception Module

Reception Module is considered to be functional in an institution only if the number of total visits for the month is of minimum 500.

District	Institution Count	Institutions with Reception	% of institutions with Reception
IDUKKI	20	20	100.00%
PALAKKAD	44	43	97.73%
PATHANAMTHITTA	19	18	94.74%
MALAPPURAM	53	50	94.34%
WAYANAD	17	16	94.12%
THIRUVANANTHAPURAM	102	95	93.14%
KANNUR	39	34	87.18%
ALAPPUZHA	31	27	87.10%
KASARAGOD	23	20	86.96%
THRISSUR	69	59	85.51%
KOZHIKODE	54	46	85.19%
ERNAKULAM	51	39	76.47%
KOTTAYAM	31	23	74.19%
KOLLAM	30	22	73.33%

3.2 e-Health Performance Trend



- UHID Visit % is calculated as $(UHID\ Visits / Total\ Visit) * 100$
- Consultation % is calculated as $(Doctor\ Consultation / OP\ Visits) * 100$
- Pharmacy % is calculated as $(Pharmacy\ Prescriptions / Total\ OP\ Visits) * 100$
- Lab % is calculated as $(Lab\ orders\ given\ by\ doctors / Total\ Lab\ Orders) * 100$
- Online % is calculated as $(Online\ appointments\ via\ web\ portal / Total\ OP\ Visits) * 100$

3.3 e-Health Performance Indicators

Institutions with atleast 100 UHID visits are listed here.

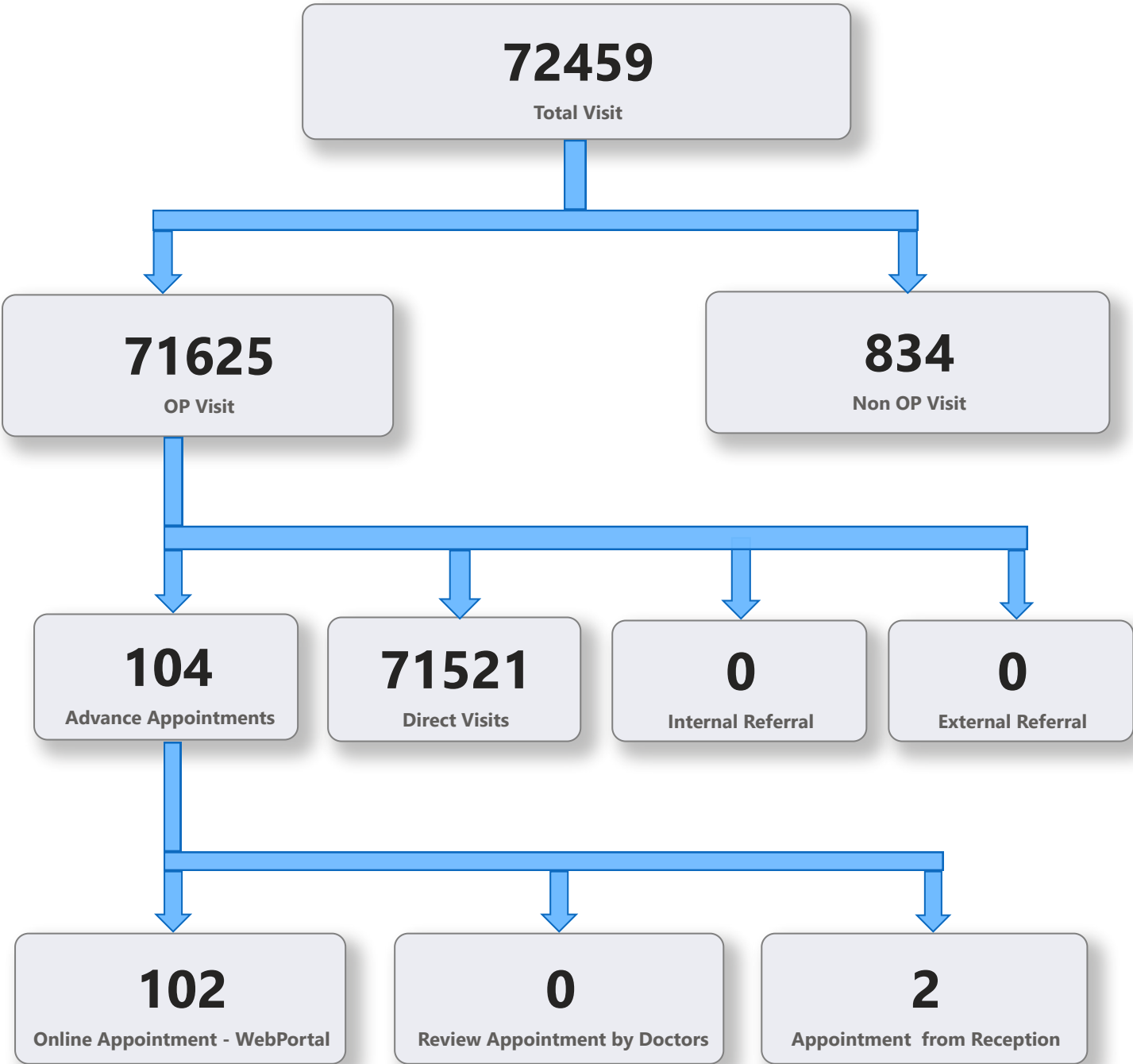
Hospital	UHID Visit %	Consultation %	Pharmacy Prescriptions %	% of Lab Orders given by Doctors
Family Health Centre Kudayathur	78.79%	99.50%	75.61%	100.00%
Family Health Centre Alakode	75.52%	99.42%	88.50%	100.00%
Family Health Centre Bison Valley	72.00%	81.15%	79.47%	63.97%
Family Health Centre Elamdesom	70.54%	99.42%	86.81%	51.26%
Family Health Centre Kumaramangalam	69.24%	99.52%	84.87%	100.00%
Family Health Centre Konnathady	63.57%	52.41%	40.58%	5.28%
Family Health Centre Peruvanthanam	62.38%	79.02%	69.59%	100.00%
Family Health Centre Mariyapuram	58.69%	76.60%	63.46%	100.00%
Family Health Centre Rajakumary	58.45%	99.57%	88.13%	88.89%
Family Health Centre Kanchiyar	57.79%	99.41%	78.72%	58.94%
Family Health Centre Arakulam	57.55%	98.57%	82.55%	99.34%
Family Health Centre Karimkunnam	55.25%	92.47%	83.77%	77.46%
Urban Primary Health Centre Parakkadavu	48.71%	62.10%	60.31%	31.15%
Family Health Centre Kumily	47.86%	99.41%	86.90%	63.96%
Family Health Centre Kamakshy	46.15%	85.56%	69.48%	71.16%
Family Health Centre Udumbanchola	45.55%	97.82%	78.03%	83.03%
Family Health Centre Muttom	43.93%	87.94%	40.35%	61.50%
Family Health Centre Vattavada	42.59%	92.53%	98.02%	46.67%
Family Health Centre Karunapuram	26.19%	2.30%	1.41%	100.00%
Taluk Headquarters Hospital Nedumkandam	4.79%	0.00%	0.00%	

4. Status of Modules Usage in Hospitals

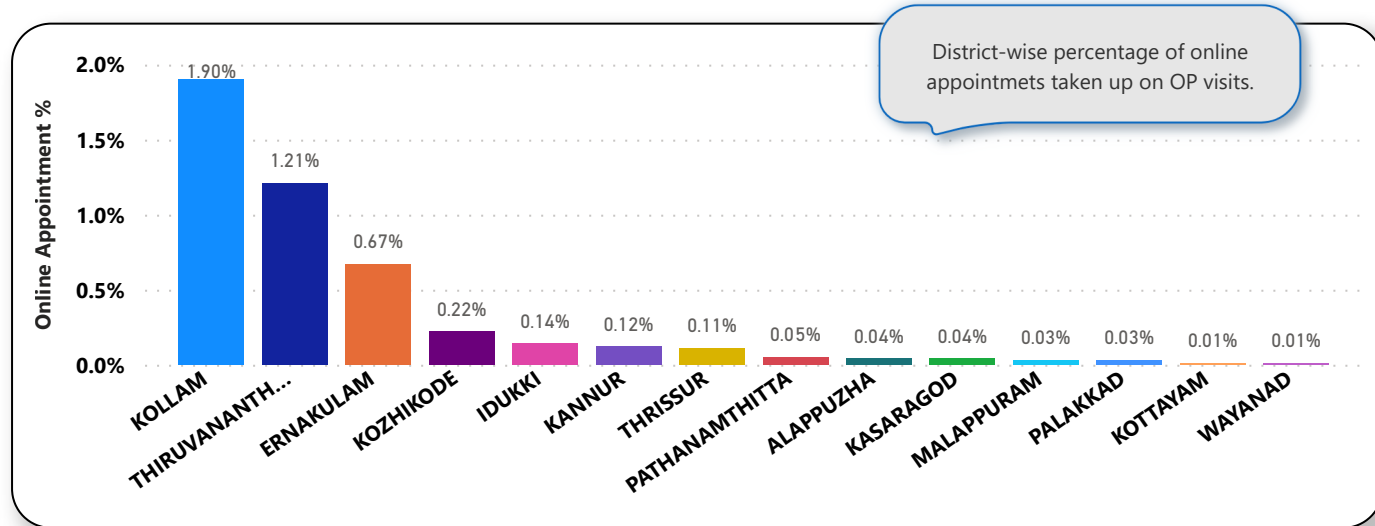
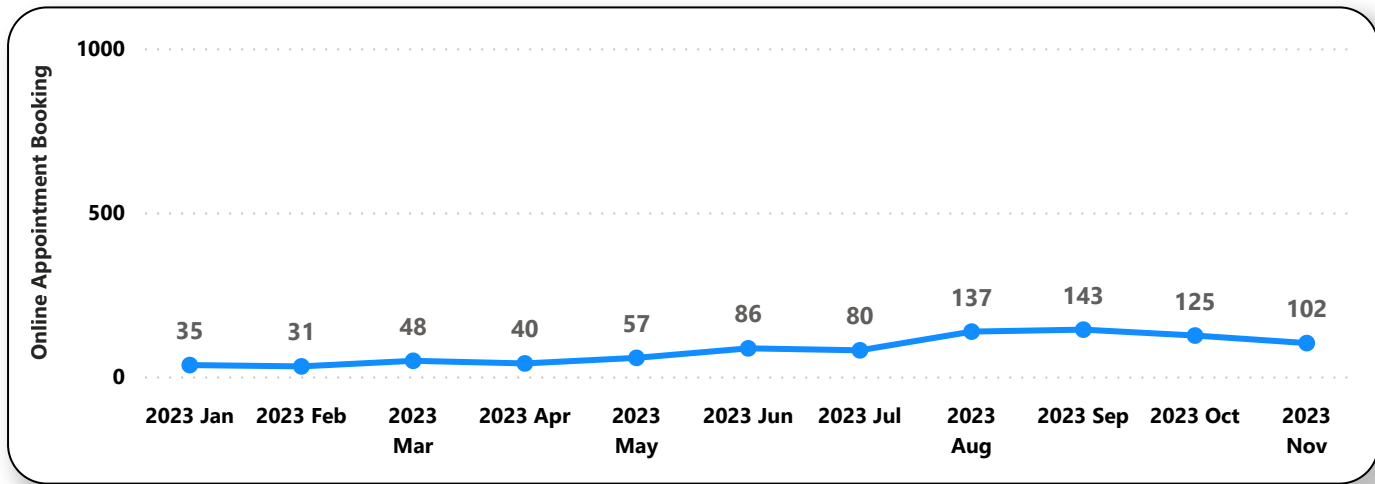
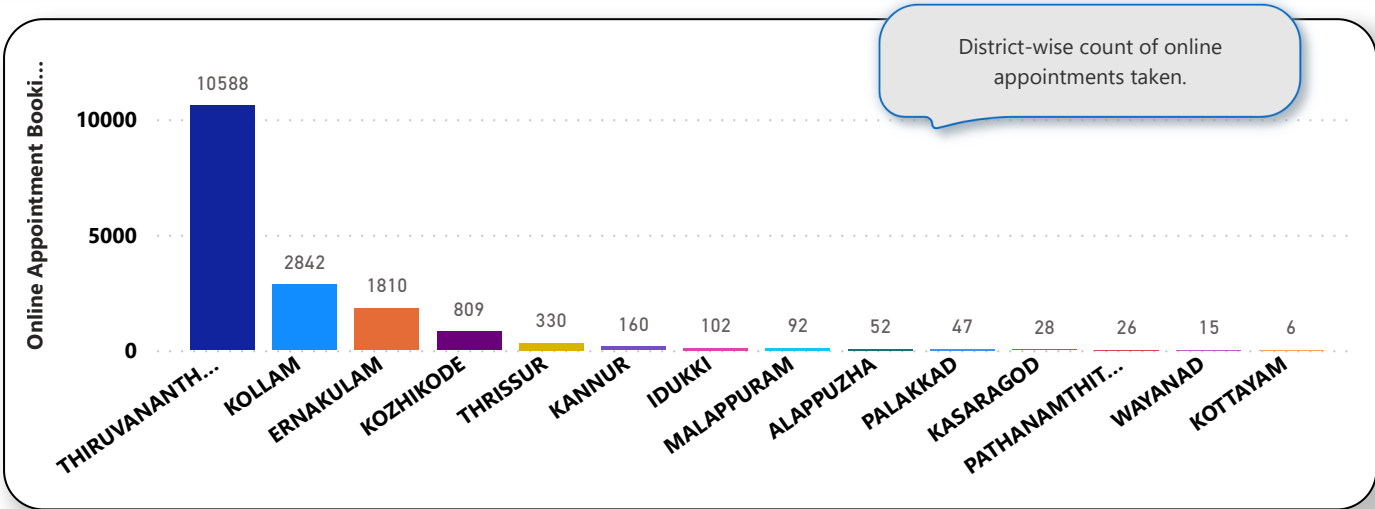
District wise status of live institutions and the count of various modules [Reception, OP Consultation, Lab, Pharmacy] started / functional.

District Name	Live Institutions	Reception	Consultation	Lab	Pharmacy
THIRUVANANTHAPURAM	102	95 (93.1%)	88 (86.3%)	75 (73.5%)	72 (70.6%)
THRISSUR	69	59 (85.5%)	57 (82.6%)	55 (79.7%)	52 (75.4%)
KOZHIKODE	54	46 (85.2%)	36 (66.7%)	37 (68.5%)	35 (64.8%)
MALAPPURAM	53	50 (94.3%)	49 (92.5%)	40 (75.5%)	41 (77.4%)
ERNAKULAM	51	38 (74.5%)	26 (51.%)	21 (41.2%)	16 (31.4%)
PALAKKAD	44	43 (97.7%)	40 (90.9%)	36 (81.8%)	32 (72.7%)
KANNUR	39	34 (87.2%)	31 (79.5%)	25 (64.1%)	24 (61.5%)
ALAPPUZHA	31	27 (87.1%)	22 (71.%)	22 (71.%)	22 (71.%)
KOTTAYAM	31	23 (74.2%)	21 (67.7%)	15 (48.4%)	21 (67.7%)
KOLLAM	30	22 (73.3%)	22 (73.3%)	23 (76.7%)	22 (73.3%)
KASARAGOD	23	20 (87.%)	16 (69.6%)	12 (52.2%)	15 (65.2%)
IDUKKI	20	20 (100.%)	18 (90.%)	17 (85.%)	18 (90.%)
PATHANAMTHITTA	19	18 (94.7%)	17 (89.5%)	14 (73.7%)	14 (73.7%)
WAYANAD	17	16 (94.1%)	16 (94.1%)	16 (94.1%)	16 (94.1%)
Total	583	511 (87.7%)	459 (78.7%)	408 (70.%)	400 (68.6%)

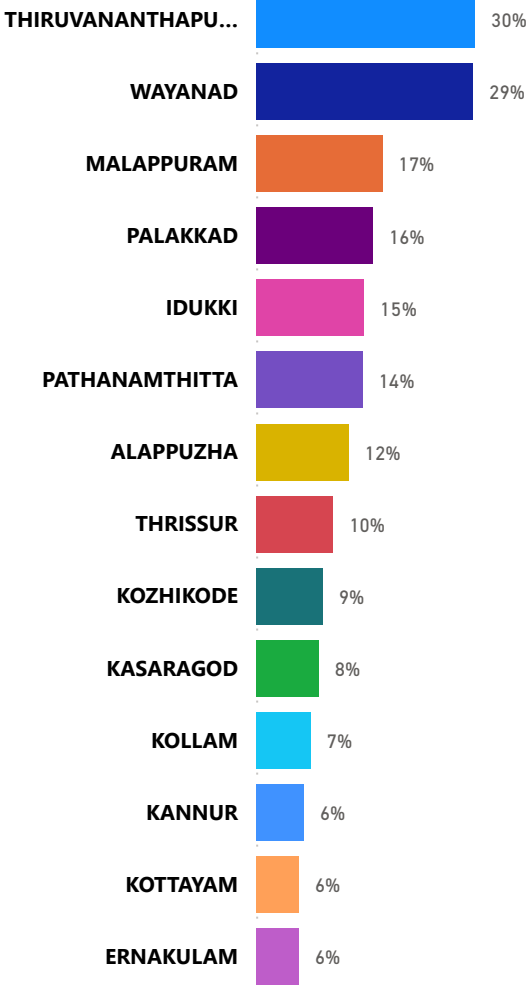
5. Appointment Booking in Hospitals (except Medical Colleges)



5. 1 Online Appointment Booking in Hospitals (except Medical Colleges)



6. eHealth Performance - Reach



Reach indicates the percentage of population availing services through eHealth. The formula used to calculate is (Number of UHID registered / Population) * 100 %.