

1. eHealth Kerala - Vital Statistics

Hospital Type	Live Institutions
Family Health Centre	449
Urban Primary Health Centre	48
Community Health Centre	26
Medical College Hospital	16
General Hospital	12
Taluk Headquarters Hospital	12
Taluk Hospital	10
District Hospital	6
Specialty Hospital - Women Children	6
Primary Health Centre	4
Public Health Laboratory	2
Specialty Hospital	2
District TB Centre	1
Empanelled Diagnostic Centre	1
Government Dispensary	1
Specialty Hospital - Mental Health	1
Specialty Hospital - Pulmonary Medicine	1
Specialty Hospital - Tribal	1
Total	599

2. eHealth - District Ranking Matrix Based on Performance of all Institutions (except Medical Colleges)

The ranking matrix showcase the district performance in providing eHealth services through all institutions (except Medical Colleges) based on six different parameters. These parameters include whether the reception module is started or not, UHID Visits, Doctor Consultation, Pharmacy Prescriptions by doctors, Percentage of lab orders through doctors and number of Live Institutions. Based on the ranking, the districts are classified into three broad categories, the best performing districts, the average performing districts and the low performing districts.

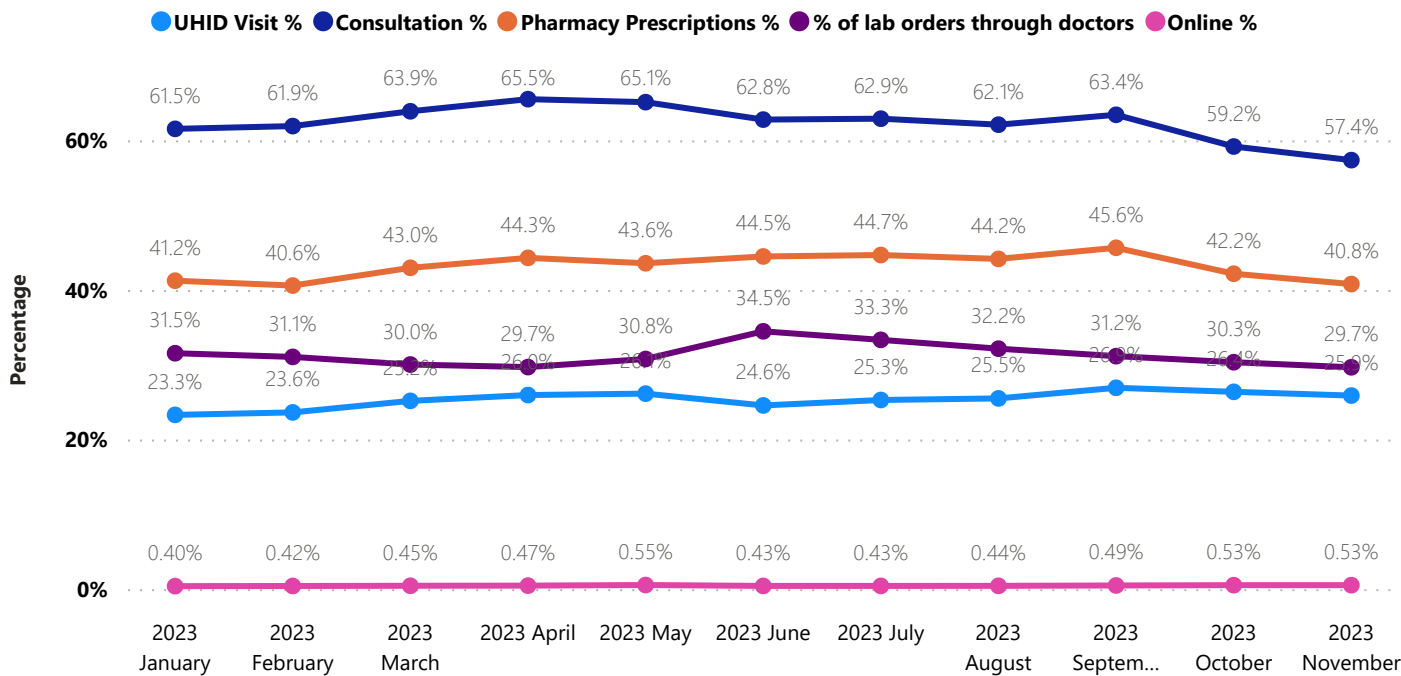
The best performing districts should strive to continue to remain in the same position, whereas the average performing as well as the low performing districts should strive to reach to the 'top four' league.

The ranking matrix for the current month November '23 along with previous two months are as given in the table .

- Best performing
- Average performing
- Low performing

District	September	October	November
WAYANAD	1	1	1
PATHANAMTHITTA	2	2	2
IDUKKI	3	3	3
PALAKKAD	3	3	3
MALAPPURAM	5	4	4
KOTTAYAM	5	4	5
THRISSUR	4	5	5
ALAPPUZHA	6	5	6
KANNUR	5	4	6
KOLLAM	5	5	6
KOZHIKODE	7	6	6
THIRUVANANTHAPURAM	7	6	6
KASARAGOD	8	6	7
ERNAKULAM	9	7	8

3. eHealth - State Performance Trend (except Medical Colleges)



3. eHealth - Institution Level Ranking (except Medical Colleges)

Hospital	State Rank
Family Health Center Noolpuzha	1
Family Health Centre Alakode	1
Family Health Centre Alappad	1
Family Health Centre Ambalavayal	1
Family Health Centre Anakudy	1
Family Health Centre Athanikkal	1
Family Health Centre Cheeral	1
Family Health Centre Chenneerkara	1
Family Health Centre Cheruthana	1
Family Health Centre Chethalayam	1
Family Health Centre Chokkad	1
Family Health Centre Edavilangu	1
Family Health Centre Elamdesom	1
Family Health Centre Ezhamkulam	1
Family Health Centre Ezhukone Pavithreswaram	1
Family Health Centre Kadammanitta	1
Family Health Centre Karalam	1
Family Health Centre Kavassery	1
Family Health Centre Keralassery	1
Family Health Centre Kizhakkencherry	1
Family Health Centre Koipuram	1
Family Health Centre Kottangal	1
Family Health Centre Kottathara	1
Family Health Centre Kottukal	1
Family Health Centre Kumaramangalam	1
Family Health Centre Kuthanur	1
Family Health Centre Mankara	1
Family Health Centre Mannur	1
Family Health Centre Meenachil	1
Family Health Centre Meloor	1
Family Health Centre Meppady	1
Family Health Centre Mezhuveli	1
Family Health Centre Moonnilavu	1
Family Health Centre Moorkkanad	1
Family Health Centre Munambam	1
Family Health Centre Ozhalapathy	1
Family Health Centre Padinjarathara	1
Family Health Centre Palamel	1

Hospital	State Rank
Family Health Centre Kallada East	19
Family Health Centre Palappetty	19
Family Health Centre Thiruvankulam	19
Taluk Headquarters Hospital Kothamangalam	19
Women And Children Hospital Mattancherry	19
Family Health Centre Alangad	18
Family Health Centre Ettikulam	18
Family Health Centre Piravanthoor	18
Family Health Centre Udayagiri	18
Family Health Centre Pooyappally	17
Family Health Centre Varandarappilly	17
Family Health Centre Karavalur	16
Family Health Centre Koonammavu	16
Family Health Centre Nooranad	16
Family Health Centre Thottappally	16
Family Health Centre Vayalar	16
Hds Laboratory Mch Trivandrum	16
Mental Health Centre Peroorkada	16
Urban Health Centre Mannanthala	16
Family Health Centre Poonjar	15
Urban Health Wellness Center Payyampally	14
Community Health Centre Cherpu	13
Community Health Centre Kanyakulangara	13
Community Health Centre Mundakayam	13
Community Health Centre Puthenthope	13
Community Health Centre Vellarada	13
District Hospital Aluva	13
District Hospital Mavelikara	13
District Model Hospital Peroorkada	13
Ek Nayanar Memorial Govt. Women And Children Hospital Mangattuparamba	13
Family Health Centre Thuvvur	13
Family Health Centre Ayyampuzha	13
Family Health Centre Chekkiad	13
Family Health Centre Edavanakkad	13
Family Health Centre Kottayam Malabar	13
Family Health Centre Kottur	13
Family Health Centre Kuttampuzha	13

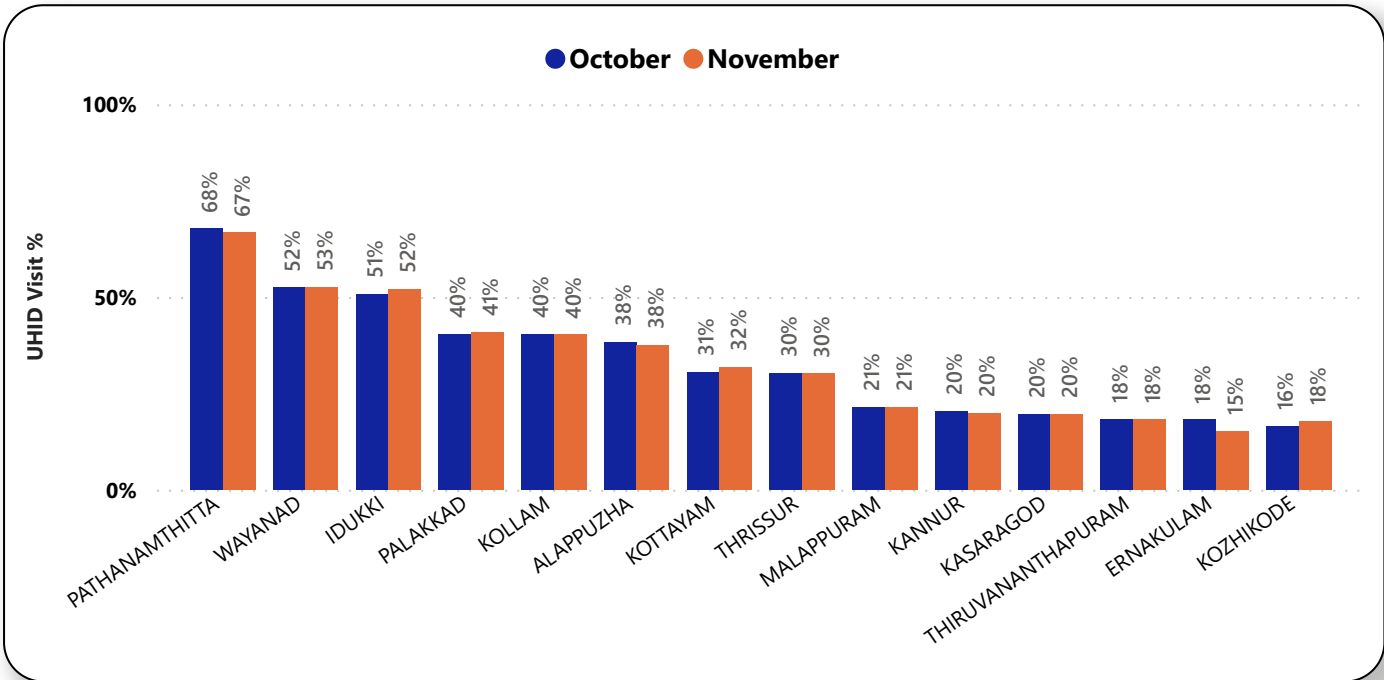
3.1 eHealth Performance - Reception Module

Reception Module is considered to be functional in an institution only if the number of total visits for the month is of minimum 500.

District	Institution Count	Institutions with Reception	% of institutions with Reception
IDUKKI	20	20	100.00%
PALAKKAD	44	43	97.73%
PATHANAMTHITTA	19	18	94.74%
MALAPPURAM	53	50	94.34%
WAYANAD	17	16	94.12%
THIRUVANANTHAPURAM	102	95	93.14%
KANNUR	39	34	87.18%
ALAPPUZHA	31	27	87.10%
KASARAGOD	23	20	86.96%
THRISSUR	69	59	85.51%
KOZHIKODE	54	46	85.19%
ERNAKULAM	51	39	76.47%
KOTTAYAM	31	23	74.19%
KOLLAM	30	22	73.33%

3.2 e-Health Performance - UHID Visits

UHID Visit % is calculated as (UHID Visits / Total Visit) *100



Institutions based on UHID Visits

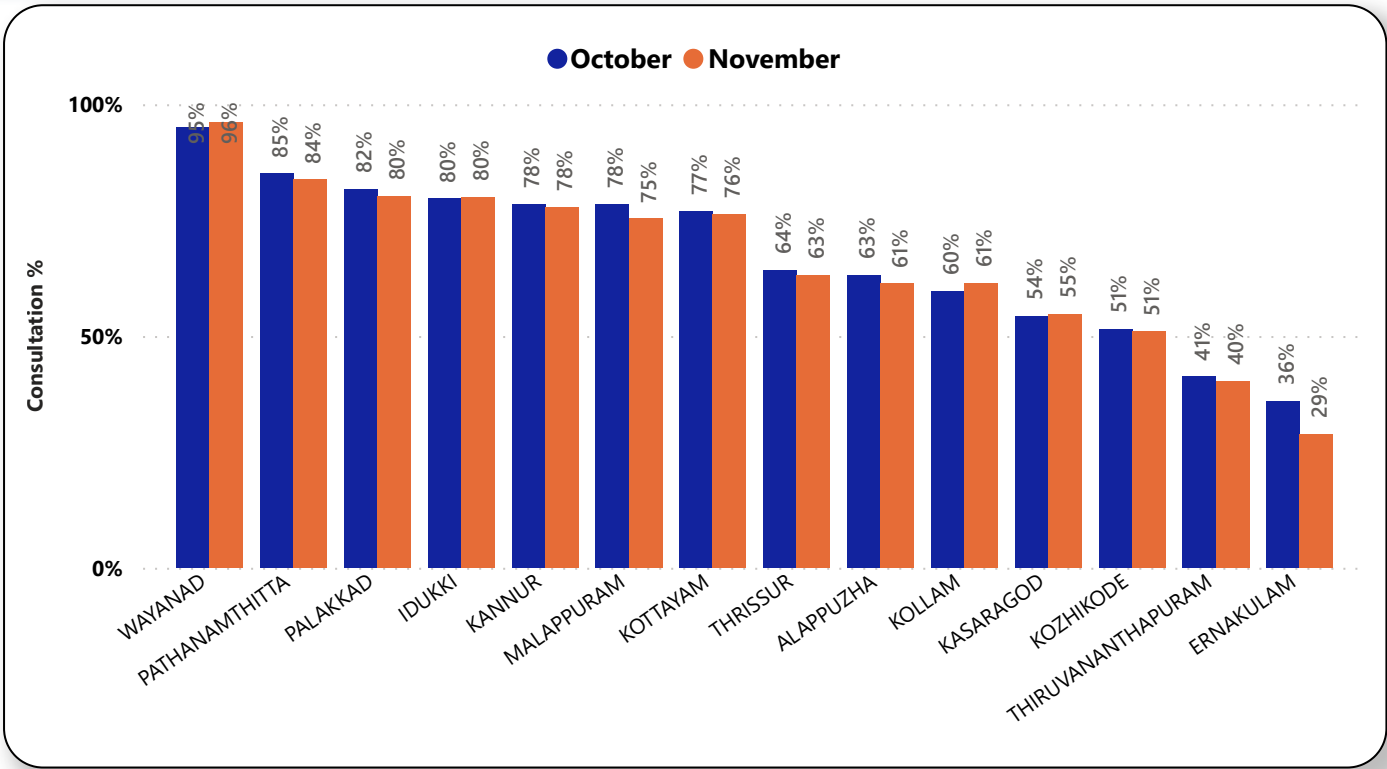
Institutions with atleast 100 UHID visits are listed here.

Hospital	UHID Visit %
C Kesavan Memorial Family Health Centre Mayyanad	53.66%
Chest Diseases Hospital Pulayanarkottah	10.47%
Coastal Speciality Hospital Valiyathura	3.09%
Community Health Centre Pattiam	5.68%
Community Health Centre Anchuthengu	4.72%
Community Health Centre Andoorkonam	22.38%
Community Health Centre Aryanad	45.94%
Community Health Centre Cherpu	3.20%
Community Health Centre Iranimuttom	6.21%
Community Health Centre Kallara	26.52%
Community Health Centre Kanyakulangara	12.29%
Community Health Centre Kesavapuram	11.40%

Hospital	UHID Visit %
General Hospital Thrissur	0.47%
Taluk Hospital Nadapuram	0.66%
District Hospital Aluva	1.16%
District Hospital Nedumangad	1.51%
Family Health Centre Chaliyam	1.69%
Family Health Centre Valavannur	1.88%
Taluk Hospital Fort Thiruvananthapuram	2.13%
Community Health Centre Perumkadavila	2.23%
Community Health Centre Vellarada	2.33%
Taluk Headquarters Hospital Chirayinkeezh	2.54%
Family Health Centre Beypore	2.95%
Family Health Centre Karumallor	3.08%
Coastal Speciality Hospital Valiyathura	3.09%

3.3 e-Health Performance - Doctor Consultation

Consultation % is calculated as (Doctor Consultation / OP Visits) *100



Doctor Consultation Percentage in all Institutions

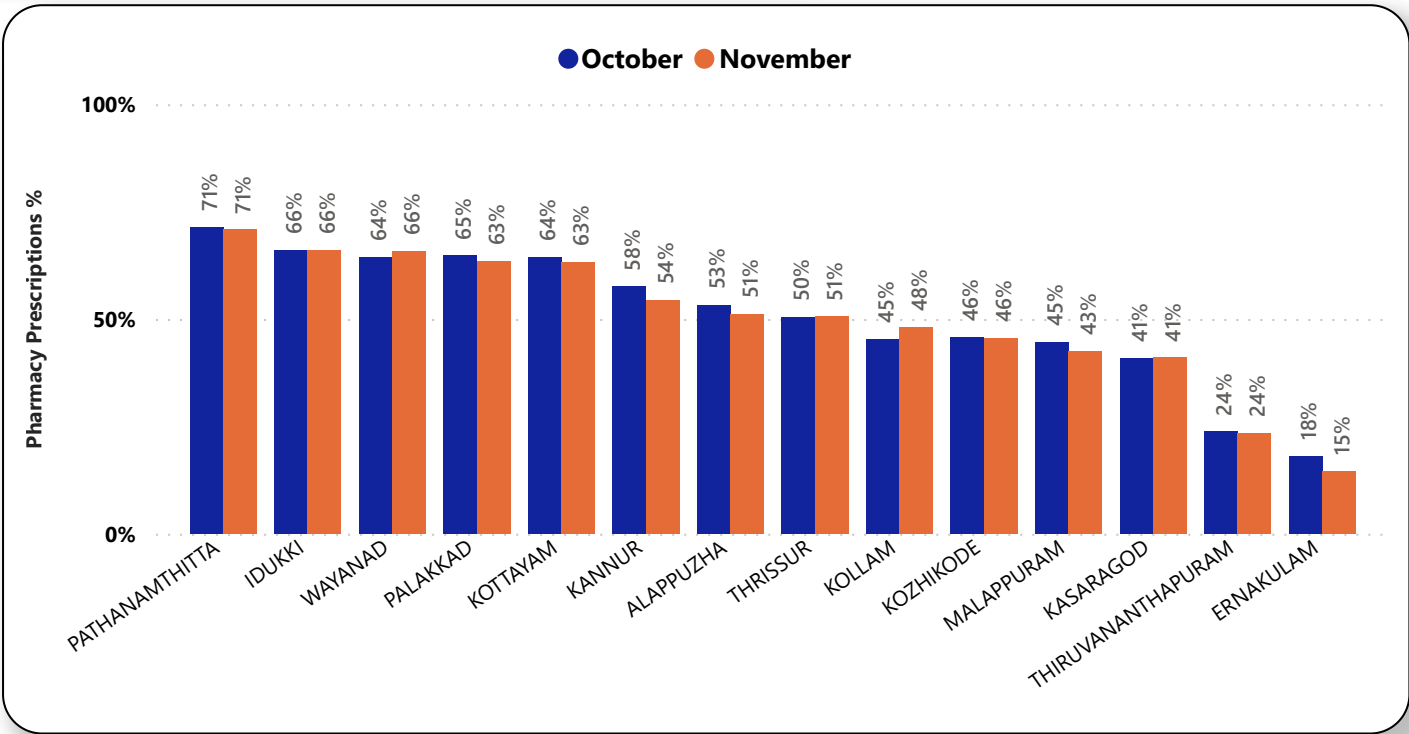
Institutions with atleast 100 UHID visits are listed here.

Hospital	Doctor Consultation %
Family Health Centre Ezhukone Pavithreswaram	100.00%
Family Health Centre Naranammoozhy	100.00%
Family Health Centre Amachal New	99.99%
Family Health Centre Mambra	99.98%
Family Health Centre Iringal Kottakkal	99.95%
Family Health Centre Arthat	99.92%
Family Health Centre Eroor	99.91%
Family Health Centre Vaniyamkulam	99.89%
Family Health Centre Veliyam	99.89%
Family Health Centre Kunnamangalam	99.86%
Family Health Centre Sreekrishnanuram	99.86%

Hospital	Doctor Consultation %
Community Health Centre Andoorkonam	0.00%
Community Health Centre Cherpu	0.00%
Community Health Centre Kallara	0.00%
Community Health Centre Ulliyeri	0.00%
District Hospital Vadakara	0.00%
Family Health Centre Chittar	0.00%
Family Health Centre Edavanakkad	0.00%
Family Health Centre Irivallur	0.00%
Family Health Centre Kodyiyathur	0.00%
Family Health Centre Mararikulam North	0.00%
Family Health Centre Muthalamada	0.00%

3.4 e-Health Performance - Pharmacy Usage

Pharmacy % is calculated as (Pharmacy Prescriptions/ Total OP Visits) *100



Pharmacy Usage in all Institutions

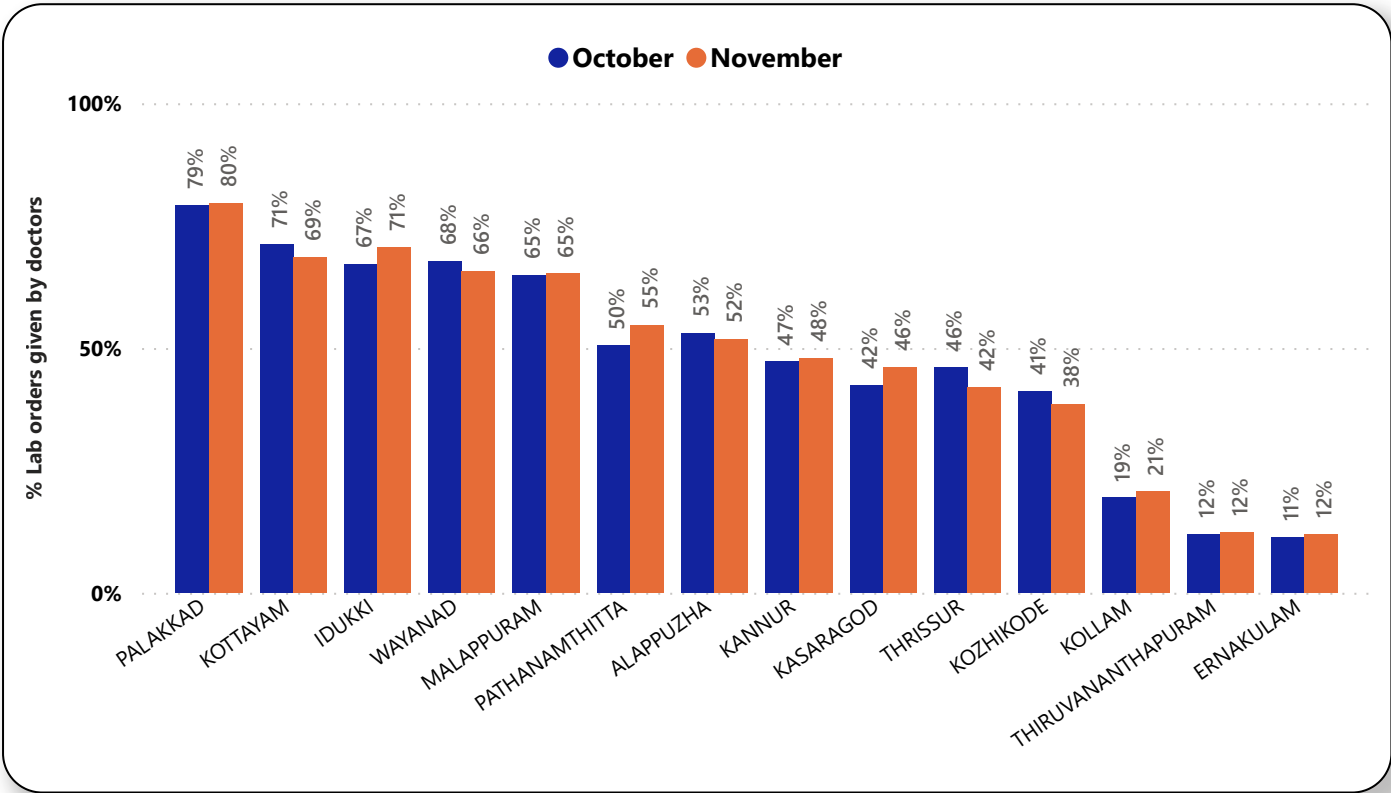
Institutions with atleast 100 UHID visits are listed here.

Hospital	Pharmacy Usage %
Family Health Centre Brahmamangalam	100.00%
Family Health Centre Paippad	100.00%
Family Health Centre Vellavoor	100.00%
State Public Health Clinical Laboratory	100.00%
Family Health Centre Udayanapuram	99.64%
Family Health Centre Moonnilavu	99.27%
Family Health Centre Vattavada	98.02%
Urban Primary Health Centre Perunna	97.63%
Family Health Centre Mulavukad	97.08%
Family Health Centre Manarcad	96.49%
Family Health Centre Naranammoozhy	96.28%
Family Health Centre Pulikkal	95.52%

Hospital	Pharmacy Usage %
Community Health Centre Pattiam	0.00%
Community Health Centre Andoorkonam	0.00%
Community Health Centre Cherpu	0.00%
Community Health Centre Kallara	0.00%
Community Health Centre Mundakayam	0.00%
Community Health Centre Puthenthope	0.00%
Community Health Centre Ulliyeri	0.00%
Community Health Centre Vellarada	0.00%
District Hospital Nedumangad	0.00%
District Hospital Vadakara	0.00%
Ek Nayanar Memorial Govt. Women And Children Hospital Mangattuparamba	0.00%

3.5 e-Health Performance - Lab Usage

Lab % is calculated as (Lab orders given by doctors / Total Lab Orders) *100



Lab Usage in all Institutions

Institutions with atleast 100 UHID visits are listed here.

Hospital	Lab Usage %
Coastal Speciality Hospital Valiyathura	100.00%
Community Health Centre Anchuthengu	100.00%
Community Health Centre Manamboor	100.00%
Family Health Centre Alakode	100.00%
Family Health Centre Arattupuzha	100.00%
Family Health Centre Chalavara	100.00%
Family Health Centre Chattanchal	100.00%
Family Health Centre Cherunniyoor	100.00%
Family Health Centre Cheruthana	100.00%
Family Health Centre Kaipamangalam	100.00%
Family Health Centre Kalladikode	100.00%
Family Health Centre Kandalloor	100.00%

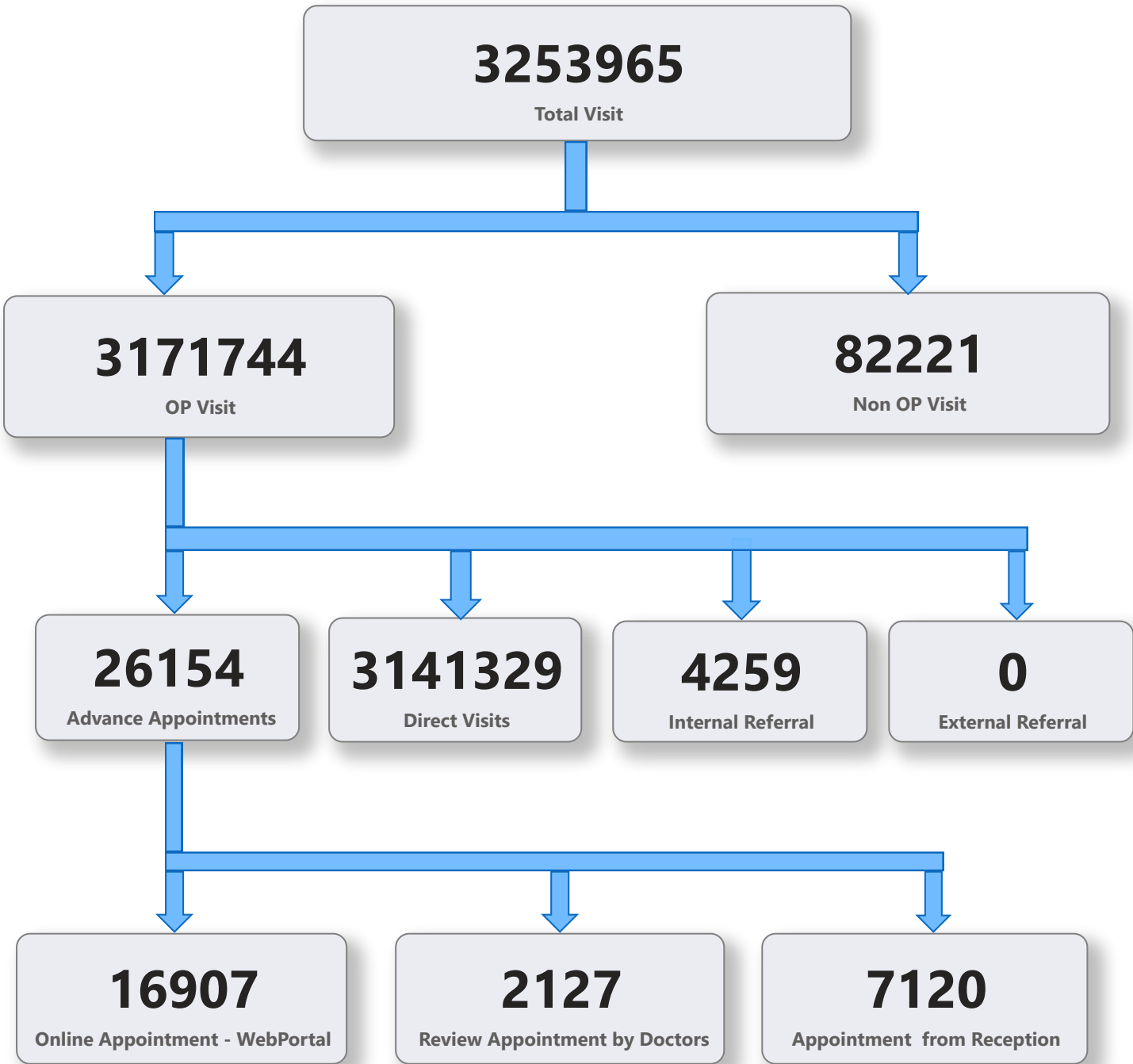
Hospital	Lab Usage %
Community Health Centre Andoorkonam	0.00%
Community Health Centre Cherpu	0.00%
Community Health Centre Kallara	0.00%
Community Health Centre Poovar	0.00%
Community Health Centre Puthenthope	0.00%
Family Health Centre Anicadu	0.00%
Family Health Centre Chittar	0.00%
Family Health Centre Kilimanoor	0.00%
Family Health Centre Kodiyaathur	0.00%
Family Health Centre Maruthonkara	0.00%
Family Health Centre Odakkayam	0.00%
Family Health Centre Pamboor	0.00%

4. Status of Modules Usage in Hospitals

District wise status of live institutions and the count of various modules [Reception, OP Consultation, Lab, Pharmacy] started / functional.

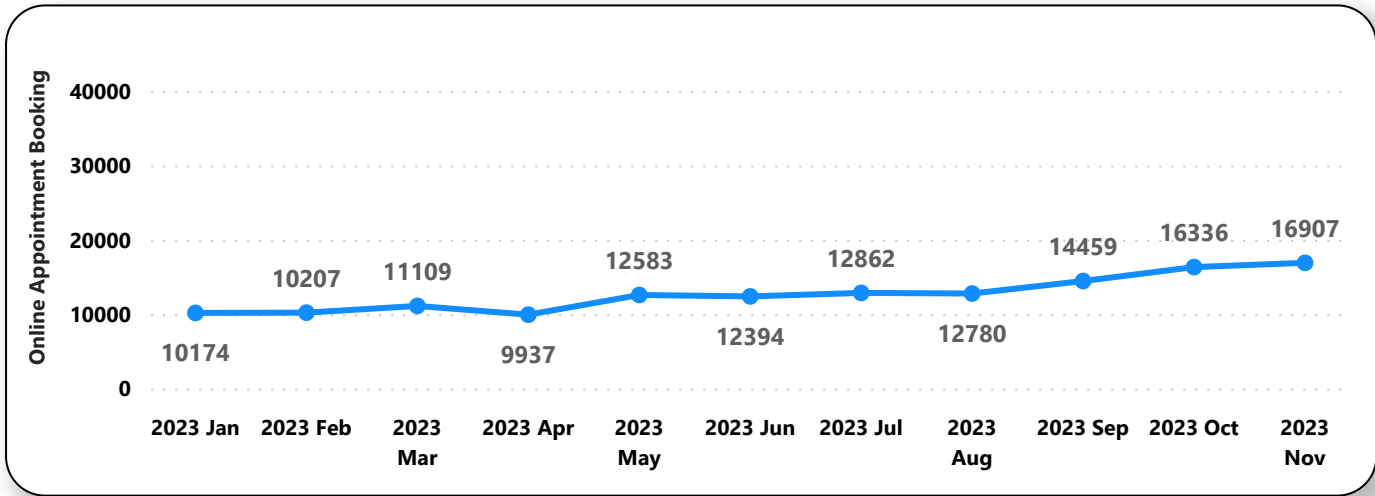
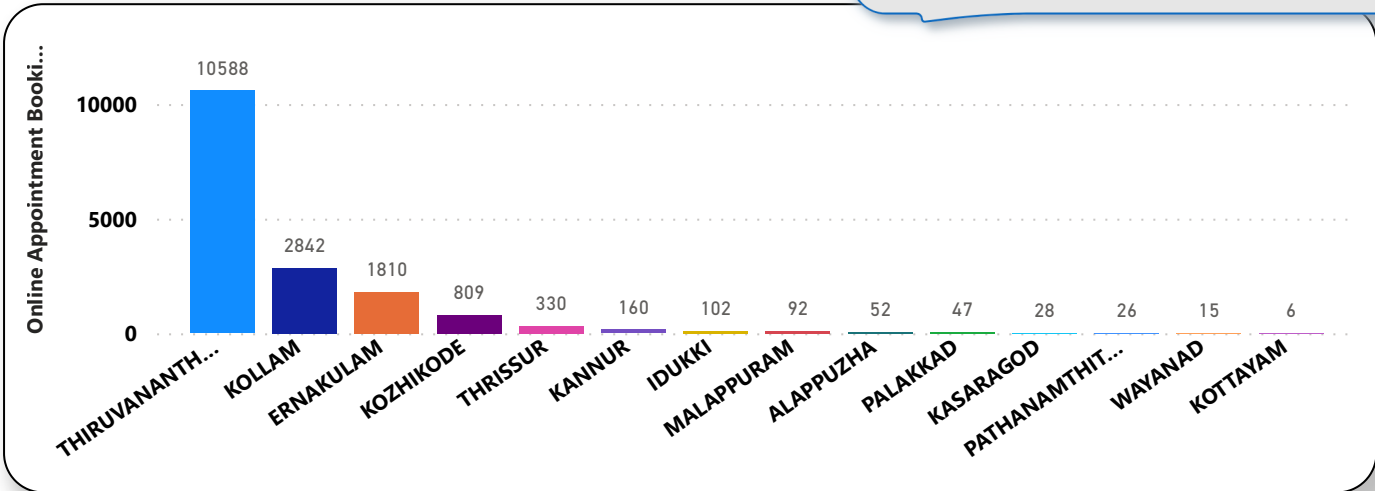
District Name	Live Institutions	Reception	Consultation	Lab	Pharmacy
THIRUVANANTHAPURAM	106	99 (93.4%)	92 (86.8%)	78 (73.6%)	72 (67.9%)
THRISSUR	70	60 (85.7%)	58 (82.9%)	56 (80.0%)	52 (74.3%)
KOZHIKODE	56	48 (85.7%)	38 (67.9%)	37 (66.1%)	35 (62.5%)
MALAPPURAM	54	51 (94.4%)	50 (92.6%)	41 (75.9%)	42 (77.8%)
ERNAKULAM	52	39 (75.0%)	27 (51.9%)	21 (40.4%)	16 (30.8%)
PALAKKAD	45	44 (97.8%)	40 (88.9%)	37 (82.2%)	32 (71.1%)
KANNUR	40	35 (87.5%)	31 (77.5%)	25 (62.5%)	24 (60.0%)
ALAPPUZHA	32	28 (87.5%)	23 (71.9%)	23 (71.9%)	22 (68.8%)
KOTTAYAM	32	24 (75.0%)	22 (68.8%)	16 (50.0%)	22 (68.8%)
KOLLAM	31	23 (74.2%)	23 (74.2%)	24 (77.4%)	22 (71.0%)
KASARAGOD	23	20 (87.0%)	16 (69.6%)	12 (52.2%)	15 (65.2%)
IDUKKI	20	20 (100.0%)	18 (90.0%)	17 (85.0%)	18 (90.0%)
PATHANAMTHITTA	20	19 (95.0%)	17 (85.0%)	14 (70.0%)	14 (70.0%)
WAYANAD	18	16 (88.9%)	16 (88.9%)	16 (88.9%)	16 (88.9%)
Total	599	526 (87.8%)	471 (78.6%)	417 (69.6%)	402 (67.1%)

5. Appointment Booking in Hospitals (except Medical Colleges)

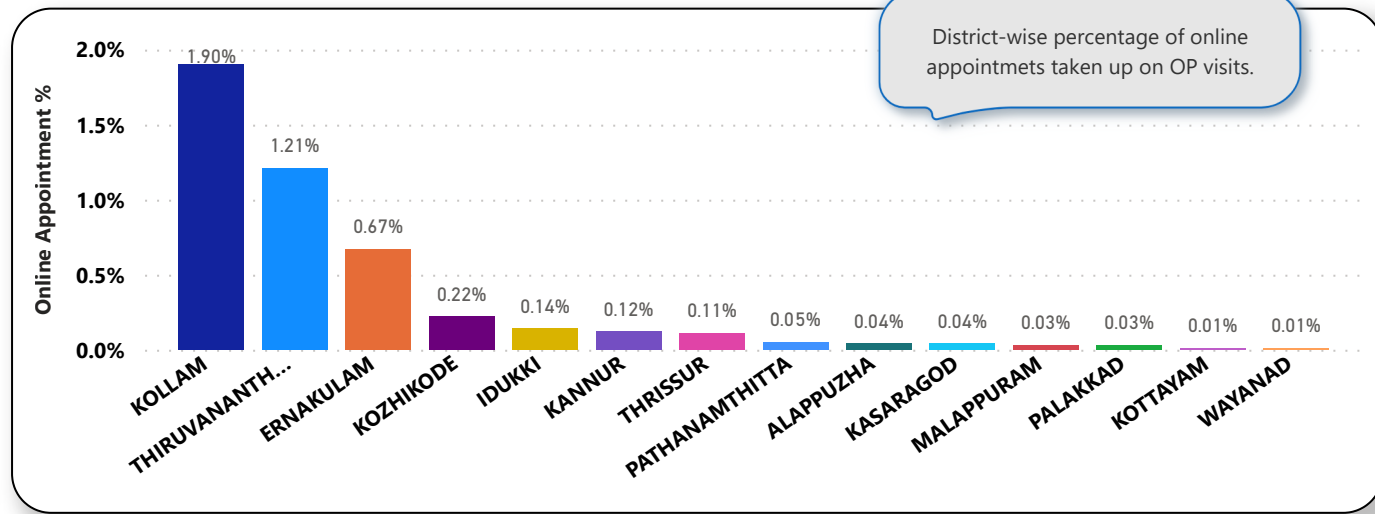


5. 1 Online Appointment Booking in Hospitals (except Medical Colleges)

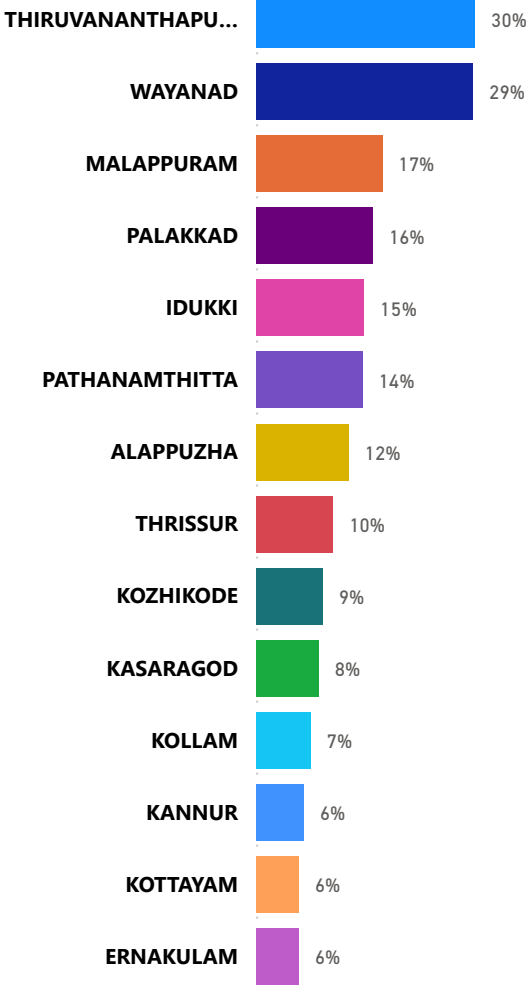
District-wise count of online appointments taken.



District-wise percentage of online appointments taken up on OP visits.



6. eHealth Performance - Reach



Reach indicates the percentage of population availing services through eHealth. The formula used to calculate is (Number of UHID registered / Population) * 100 %.