

1. eHealth Kerala - Vital Statistics

| Hospital Type | Live Institutions |
|-----------------------------|-------------------|
| Family Health Centre | 14 |
| Urban Primary Health Centre | 2 |
| General Hospital | 1 |
| Medical College Hospital | 1 |
| Total | 18 |

2. eHealth - District Ranking Matrix Based on Performance of all Institutions (except Medical Colleges)

The ranking matrix showcase the district performance in providing eHealth services through all institutions (except Medical Colleges) based on six different parameters. These parameters include whether the reception module is started or not, UHID Visits, Doctor Consultation, Pharmacy Prescriptions by doctors, Percentage of lab orders through doctors and number of Live Institutions. Based on the ranking, the districts are classified into three broad categories, the best performing districts, the average performing districts and the low performing districts.

The best performing districts should strive to continue to remain in the same position, whereas the average performing as well as the low performing districts should strive to reach to the 'top four' league.

The ranking matrix for the current month November '23 along with previous two months are as given in the table .

| District | September | October | November |
|--------------------|-----------|---------|----------|
| WAYANAD | 1 | 1 | 1 |
| PATHANAMTHITTA | 2 | 2 | 2 |
| IDUKKI | 3 | 3 | 3 |
| PALAKKAD | 3 | 3 | 3 |
| MALAPPURAM | 5 | 4 | 4 |
| KOTTAYAM | 5 | 4 | 5 |
| THRISSUR | 4 | 5 | 5 |
| ALAPPUZHA | 6 | 5 | 6 |
| KANNUR | 5 | 4 | 6 |
| KOLLAM | 5 | 5 | 6 |
| KOZHIKODE | 7 | 6 | 6 |
| THIRUVANANTHAPURAM | 7 | 6 | 6 |
| KASARAGOD | 8 | 6 | 7 |
| ERNAKULAM | 9 | 7 | 8 |

- Best performing
- Average performing
- Low performing

3. eHealth - Institution Level Ranking (except Medical Colleges)

| Hospital | Rank |
|--|------|
| Family Health Center Noolpuzha | 1 |
| Family Health Centre Ambalavayal | 1 |
| Family Health Centre Cheeral | 1 |
| Family Health Centre Chethalayam | 1 |
| Family Health Centre Kottathara | 1 |
| Family Health Centre Meppady | 1 |
| Family Health Centre Padinjarathara | 1 |
| Family Health Centre Poothadi | 1 |
| Family Health Centre Pozhuthana | 1 |
| Family Health Centre Vengapally | 1 |
| Family Health Centre Edavaka | 2 |
| Family Health Centre Vellamunda | 2 |
| Urban Primary Health Centre Munderi | 2 |
| Family Health Centre Appapara | 3 |
| Family Health Centre Thondernad | 3 |
| M S Padmaiah Gowder Memorial Government General Hospital Kalpetta | 4 |
| Urban Health Wellness Center Payyampally | 5 |

3.1 eHealth Performance - Reception Module

Reception Module is considered to be functional in an institution only if the number of total visits for the month is of minimum 500.

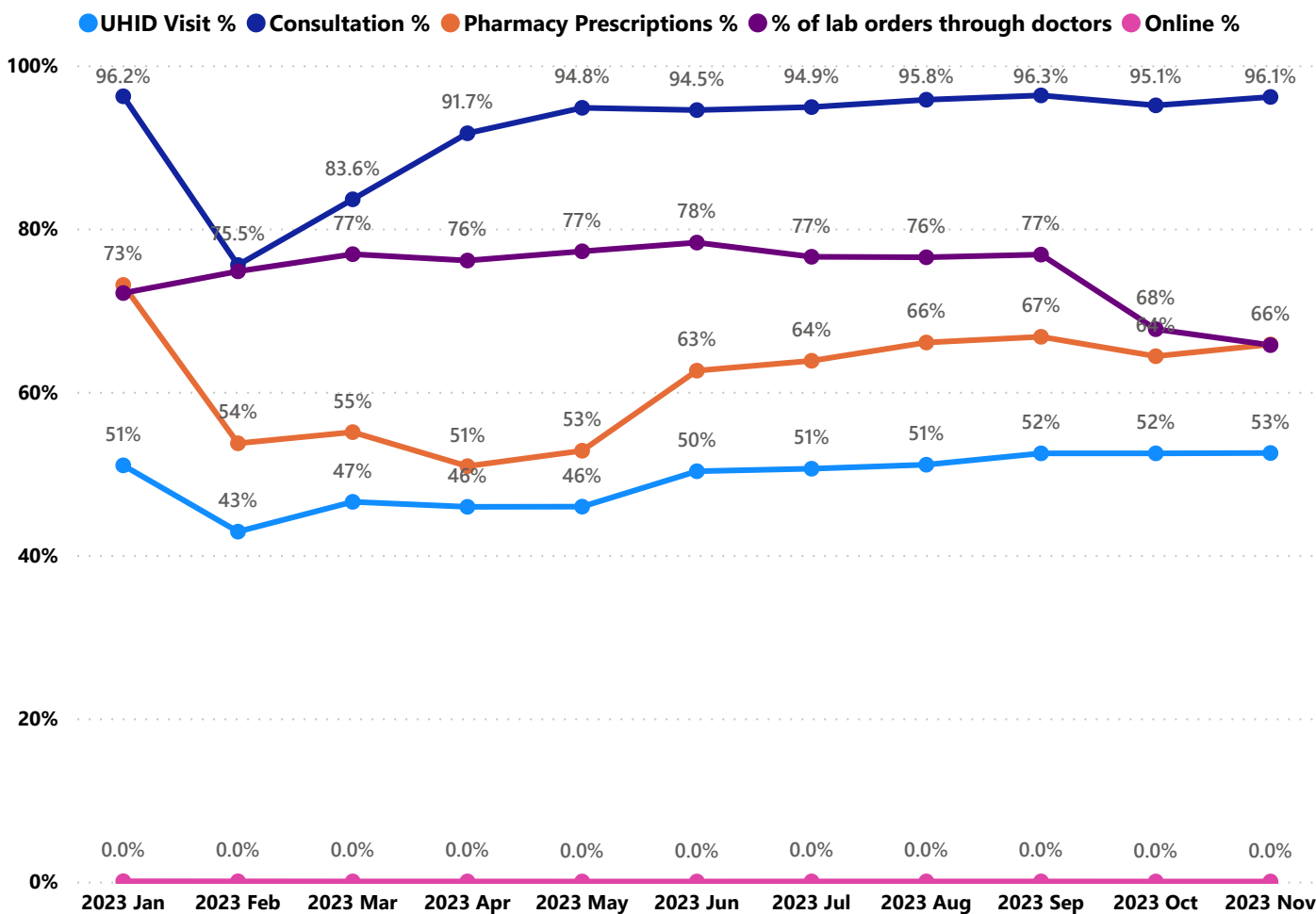
| District | Institution Count | Institutions with Reception | % of institutions with Reception |
|--------------------|-------------------|-----------------------------|----------------------------------|
| IDUKKI | 20 | 20 | 100.00% |
| PALAKKAD | 44 | 43 | 97.73% |
| PATHANAMTHITTA | 19 | 18 | 94.74% |
| MALAPPURAM | 53 | 50 | 94.34% |
| WAYANAD | 17 | 16 | 94.12% |
| THIRUVANANTHAPURAM | 102 | 95 | 93.14% |
| KANNUR | 39 | 34 | 87.18% |
| ALAPPUZHA | 31 | 27 | 87.10% |
| KASARAGOD | 23 | 20 | 86.96% |
| THRISSUR | 69 | 59 | 85.51% |
| KOZHIKODE | 54 | 46 | 85.19% |
| ERNAKULAM | 51 | 39 | 76.47% |
| KOTTAYAM | 31 | 23 | 74.19% |
| KOLLAM | 30 | 22 | 73.33% |

Hospital Name

URBAN HEALTH WELNESS CENTER PAYYAMPALLY

Institutions where the reception module is either not started or not using

3.2 e-Health Performance Trend



- UHID Visit % is calculated as (UHID Visits / Total Visit) *100
- Consultation % is calculated as (Doctor Consultation / OP Visits) *100
- Pharmacy % is calculated as (Pharmacy Prescriptions/ Total OP Visits) *100
- Lab % is calculated as (Lab orders given by doctors/Total Lab Orders) *100
- Online % is calculated as (Online appointments via web portal/Total OP Visits) *100

3.3 e-Health Performance Indicators

Institutions with atleast 100 UHID visits are listed here.

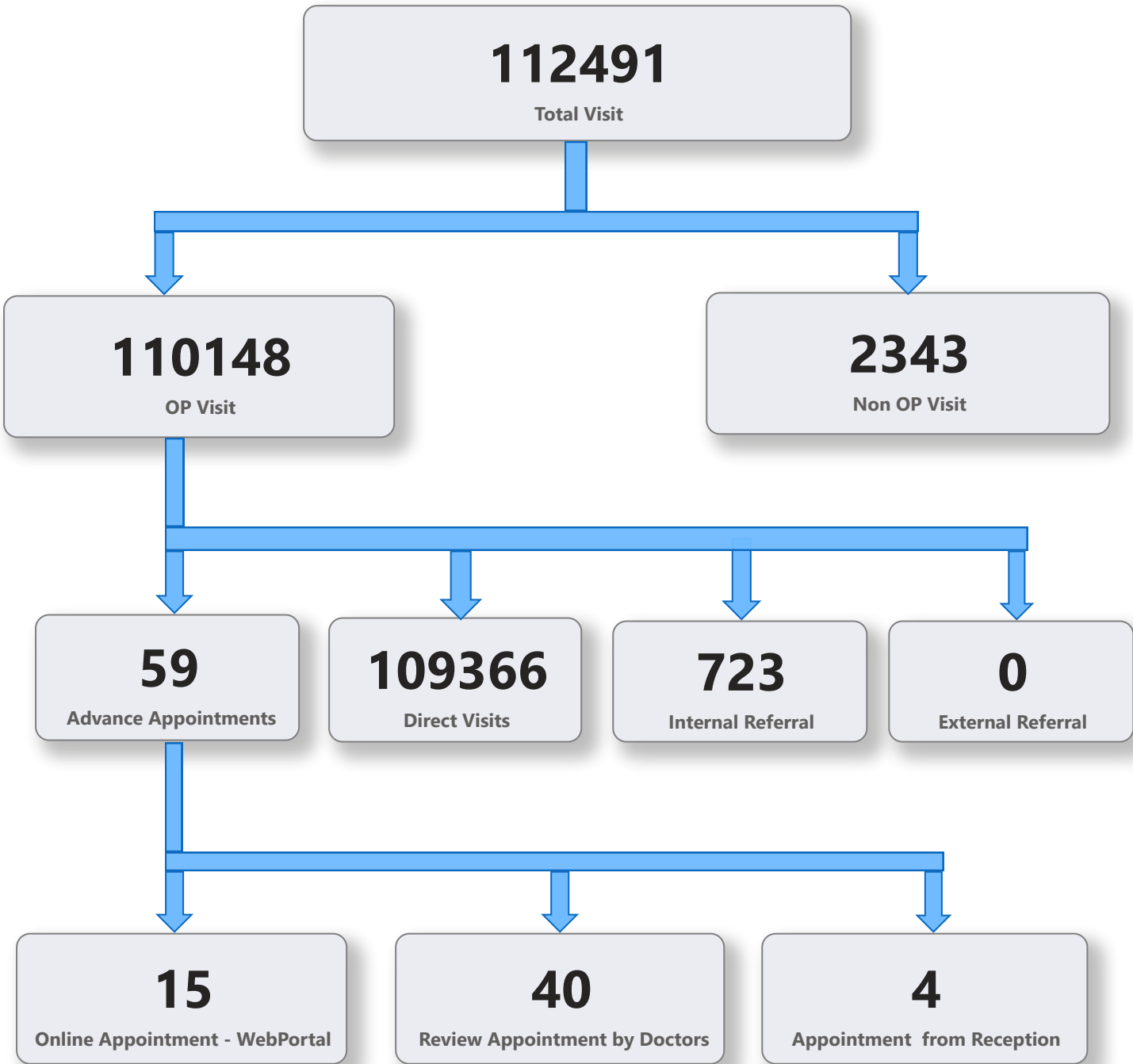
| Hospital | UHID Visit % | Consultation % | Pharmacy Prescriptions % | % of Lab Orders given by Doctors |
|---|--------------|----------------|--------------------------|----------------------------------|
| Family Health Centre Pozhuthana | 82.32% | 99.09% | 87.45% | 76.84% |
| Family Health Center Noolpuzha | 74.06% | 94.71% | 83.05% | 77.12% |
| Family Health Centre Vengapally | 72.12% | 99.86% | 93.45% | 89.25% |
| Family Health Centre Padinjarathara | 71.72% | 98.72% | 91.29% | 52.49% |
| Family Health Centre Cheeral | 69.20% | 99.51% | 90.16% | 82.10% |
| Family Health Centre Chethalayam | 65.98% | 99.32% | 88.65% | 65.51% |
| Family Health Centre Poothadi | 65.98% | 98.77% | 90.16% | 97.23% |
| Family Health Centre Meppady | 64.98% | 96.56% | 86.79% | 69.02% |
| Family Health Centre Kottathara | 61.16% | 98.79% | 93.68% | 53.54% |
| Family Health Centre Ambalavayal | 60.70% | 96.97% | 85.47% | 75.98% |
| Urban Health Wellness Center Payyampally | 59.52% | 99.60% | 94.02% | |
| Family Health Centre Edavaka | 56.11% | 99.41% | 88.82% | 90.08% |
| Family Health Centre Appapara | 53.92% | 84.64% | 71.79% | 87.98% |
| Urban Primary Health Centre Munderi | 53.82% | 98.18% | 90.32% | 72.27% |
| Family Health Centre Vellamunda | 51.81% | 95.20% | 80.41% | 75.51% |
| Family Health Centre Thondernad | 51.11% | 80.27% | 71.77% | 56.63% |
| M S Padmaiah Gowder Memorial Government General Hospital Kalpetta | 27.21% | 95.90% | 18.36% | 49.77% |

4. Status of Modules Usage in Hospitals

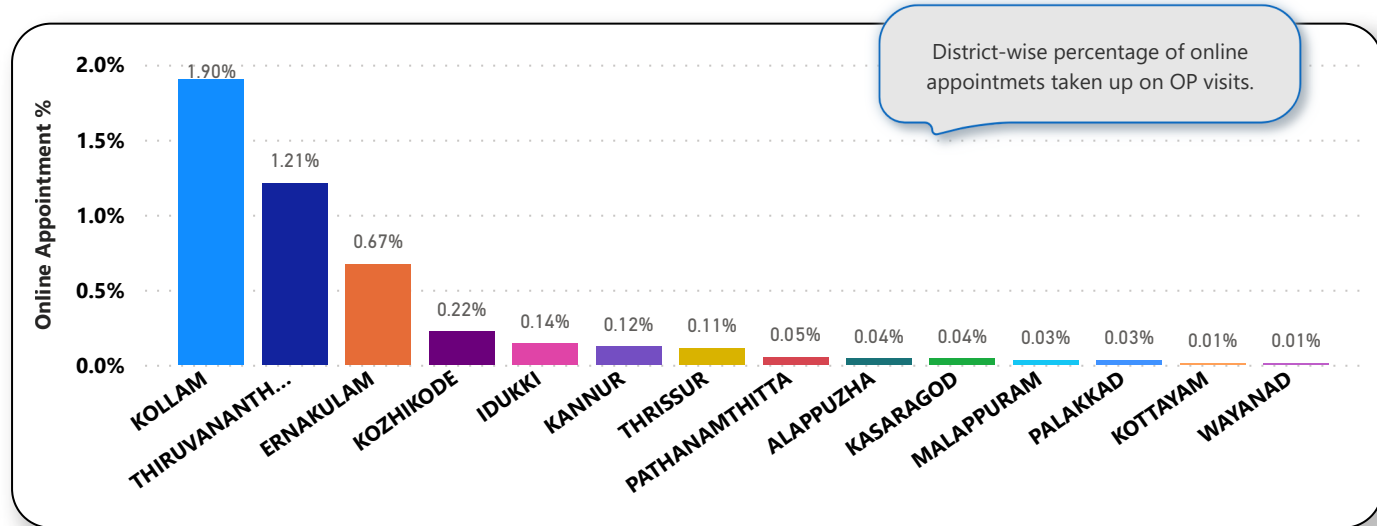
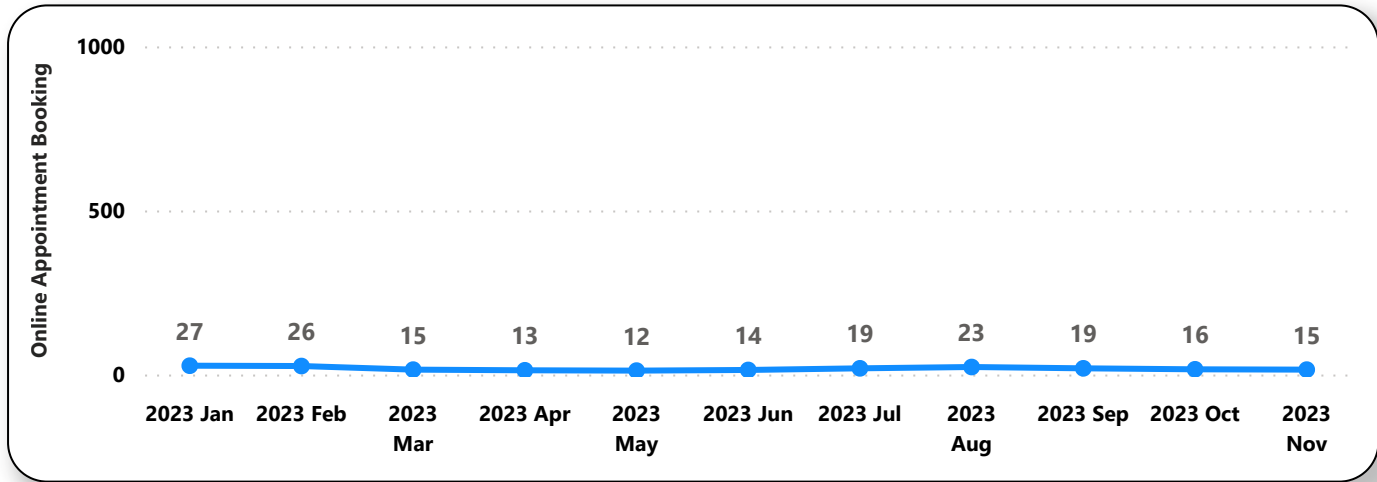
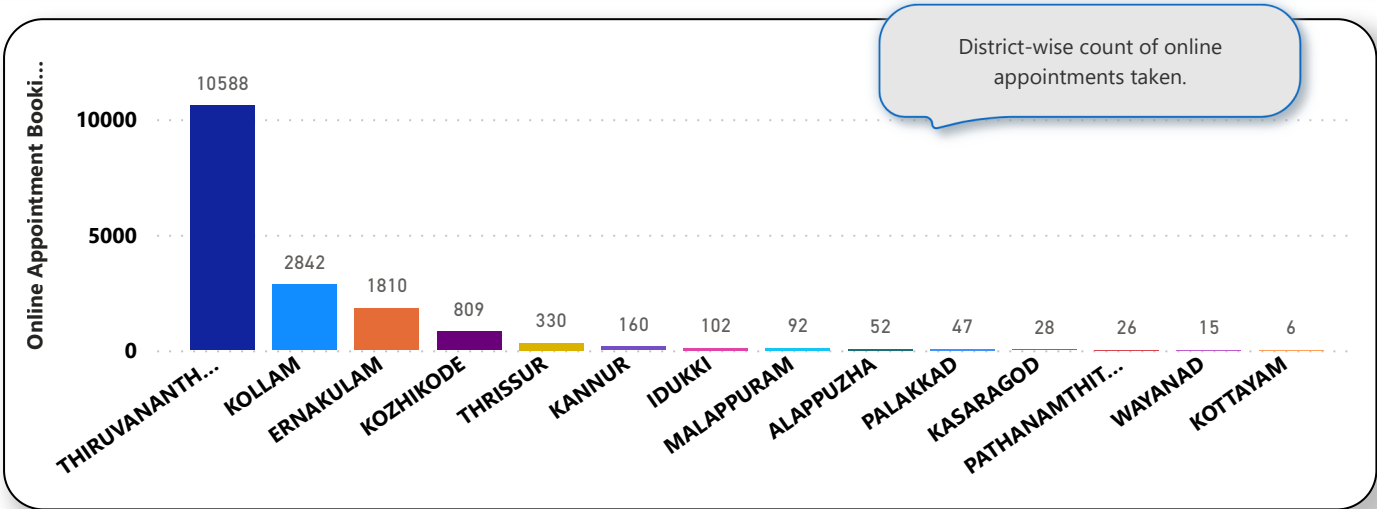
District wise status of live institutions and the count of various modules [Reception, OP Consultation, Lab, Pharmacy] started / functional.

| District Name | Live Institutions | Reception | Consultation | Lab | Pharmacy |
|--------------------|-------------------|-------------|--------------|------------|-------------|
| THIRUVANANTHAPURAM | 102 | 95 (93.1%) | 88 (86.3%) | 75 (73.5%) | 72 (70.6%) |
| THRISSUR | 69 | 59 (85.5%) | 57 (82.6%) | 55 (79.7%) | 52 (75.4%) |
| KOZHIKODE | 54 | 46 (85.2%) | 36 (66.7%) | 37 (68.5%) | 35 (64.8%) |
| MALAPPURAM | 53 | 50 (94.3%) | 49 (92.5%) | 40 (75.5%) | 41 (77.4%) |
| ERNAKULAM | 51 | 38 (74.5%) | 26 (51.%) | 21 (41.2%) | 16 (31.4%) |
| PALAKKAD | 44 | 43 (97.7%) | 40 (90.9%) | 36 (81.8%) | 32 (72.7%) |
| KANNUR | 39 | 34 (87.2%) | 31 (79.5%) | 25 (64.1%) | 24 (61.5%) |
| ALAPPUZHA | 31 | 27 (87.1%) | 22 (71.%) | 22 (71.%) | 22 (71.%) |
| KOTTAYAM | 31 | 23 (74.2%) | 21 (67.7%) | 15 (48.4%) | 21 (67.7%) |
| KOLLAM | 30 | 22 (73.3%) | 22 (73.3%) | 23 (76.7%) | 22 (73.3%) |
| KASARAGOD | 23 | 20 (87.%) | 16 (69.6%) | 12 (52.2%) | 15 (65.2%) |
| IDUKKI | 20 | 20 (100.%) | 18 (90.%) | 17 (85.%) | 18 (90.%) |
| PATHANAMTHITTA | 19 | 18 (94.7%) | 17 (89.5%) | 14 (73.7%) | 14 (73.7%) |
| WAYANAD | 17 | 16 (94.1%) | 16 (94.1%) | 16 (94.1%) | 16 (94.1%) |
| Total | 583 | 511 (87.7%) | 459 (78.7%) | 408 (70.%) | 400 (68.6%) |

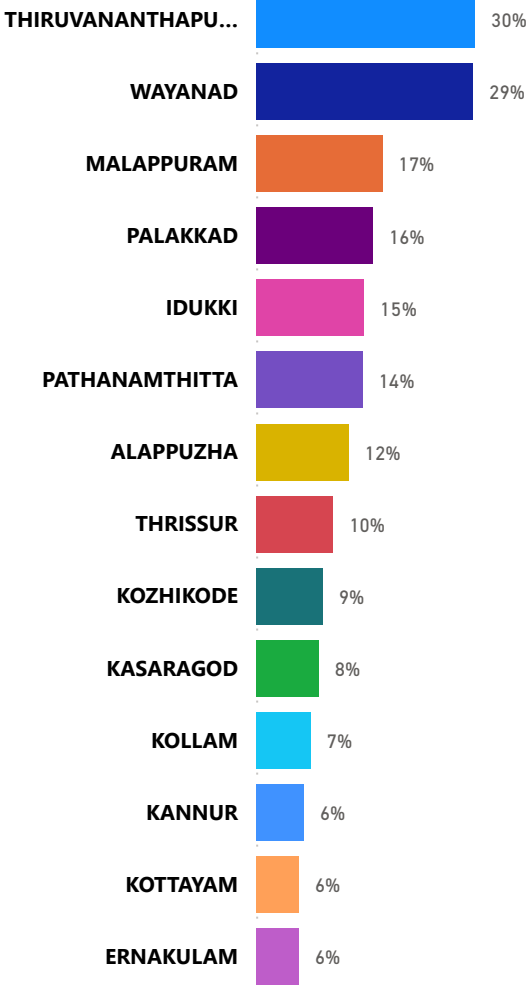
5. Appointment Booking in Hospitals (except Medical Colleges)



5. 1 Online Appointment Booking in Hospitals (except Medical Colleges)



6. eHealth Performance - Reach



Reach indicates the percentage of population availing services through eHealth. The formula used to calculate is (Number of UHID registered / Population) * 100 %.