



e-Health Monthly Performance Report

KERALA

October 2023

1. eHealth Kerala - Vital Statistics

Hospital Type	Live Institutions
Family Health Centre	449
Urban Primary Health Centre	48
Community Health Centre	26
Medical College Hospital	16
General Hospital	12
Taluk Headquarters Hospital	11
Taluk Hospital	10
District Hospital	6
Specialty Hospital - Women Children	5
Primary Health Centre	4
Public Health Laboratory	2
Specialty Hospital	2
District TB Centre	1
Empanelled Diagnostic Centre	1
Government Dispensary	1
Specialty Hospital - Mental Health	1
Specialty Hospital - Pulmonary Medicine	1
Specialty Hospital - Tribal	1
Total	597

2. eHealth - District Ranking Matrix Based on Performance of all Institutions (except Medical Colleges)

The ranking matrix showcase the district performance in providing eHealth services through all institutions (except Medical Colleges) based on six different parameters. These parameters include whether the reception module is started or not, UHID Visits, Doctor Consultation, Pharmacy Prescriptions by doctors, Percentage of lab orders through doctors and number of Live Institutions. Based on the ranking, the districts are classified into three broad categories, the best performing districts, the average performing districts and the low performing districts.

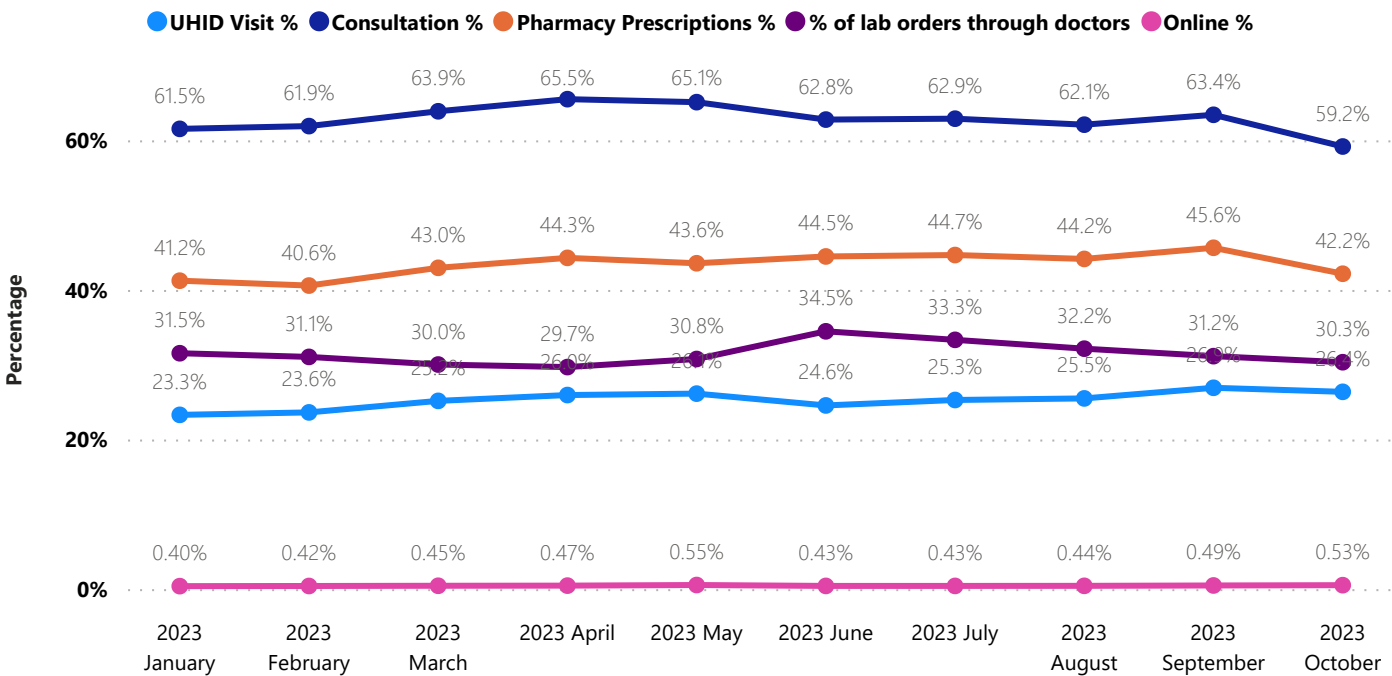
The best performing districts should strive to continue to remain in the same position, whereas the average performing as well as the low performing districts should strive to reach to the 'top four' league.

The ranking matrix for the current month October '23 along with previous two months are as given in the table .

- Best performing
- Average performing
- Low performing

District	August	September	October
WAYANAD	1	1	1
PATHANAMTHITTA	2	2	2
IDUKKI	3	3	3
PALAKKAD	6	3	3
KANNUR	7	5	4
KOTTAYAM	7	5	4
MALAPPURAM	10	5	4
ALAPPUZHA	6	6	5
KOLLAM	5	5	5
THRISSUR	4	4	5
KASARAGOD	9	8	6
KOZHIKODE	8	7	6
THIRUVANANTHAPURAM	7	7	6
ERNAKULAM	10	9	7

3. eHealth - State Performance Trend (except Medical Colleges)





e-Health Monthly Performance Report

October 2023

3. eHealth - Institution Level Ranking (except Medical Colleges)

Hospital	State Rank
Family Health Center Noolpuzha	1
Family Health Centre Alakode	1
Family Health Centre Anakudy	1
Family Health Centre Arakulam	1
Family Health Centre Athanikkal	1
Family Health Centre Bison Valley	1
Family Health Centre Cheeral	1
Family Health Centre Chenneerkara	1
Family Health Centre Cheruthana	1
Family Health Centre Chethalayam	1
Family Health Centre Chokkad	1
Family Health Centre Elamdesom	1
Family Health Centre Ezhamkulam	1
Family Health Centre Ezhukone Pavithreswaram	1
Family Health Centre Kadammanitta	1
Family Health Centre Karalam	1
Family Health Centre Kavassery	1
Family Health Centre Keralassery	1
Family Health Centre Koipuram	1
Family Health Centre Kottangal	1
Family Health Centre Kottathara	1
Family Health Centre Kottukal	1
Family Health Centre Kumaramangalam	1
Family Health Centre Kuthanur	1
Family Health Centre Mannur	1
Family Health Centre Meenachil	1
Family Health Centre Meppady	1
Family Health Centre Mezhuveli	1
Family Health Centre Moonnilavu	1
Family Health Centre Moorkkanad	1
Family Health Centre Munambam	1
Family Health Centre Nalukettu	1
Family Health Centre Ozhalapathy	1
Family Health Centre Padinjarathara	1
Family Health Centre Palamel	1
Family Health Centre Pallickal	1
Family Health Centre Pallippuram	1
Family Health Centre Perumon	1

Hospital	State Rank
District Hospital Aluva	18
Family Health Centre Chellanam	18
Family Health Centre Edappally	18
Family Health Centre Kakkanad	18
Family Health Centre Karunapuram	18
Family Health Centre Nooranad	18
Family Health Centre Thiruvankulam	18
General Hospital Pathanamthitta	17
Community Health Centre Vellana	16
Family Health Centre Chenkal	16
Family Health Centre Devikulangara	16
Family Health Centre Karavalur	16
Family Health Centre Perumathura	16
Family Health Centre Thottackad	16
Family Health Centre Vanimel	16
Hds Laboratory Mch Trivandrum	16
Urban Primary Health Centre Thammanam	16
Family Health Centre Thottappally	15
Family Health Centre Thuravoor	14
Community Health Centre Kanyakulangara	13
Community Health Centre Mundakayam	13
Community Health Centre Puthenthope	13
Community Health Centre Ramapuram	13
Community Health Centre Vellarada	13
District Hospital Mavelikara	13
District Hospital Vadakara	13
Ek Nayanar Memorial Govt. Women And Children Hospital Mangattuparamba	13
Family Health Centre Thuvvur	13
Family Health Centre Alangad	13
Family Health Centre Chekkiad	13
Family Health Centre Edavanakkad	13
Family Health Centre Gothuruth	13
Family Health Centre Irivallur	13
Family Health Centre Karindalam	13
Family Health Centre Koonammavu	13
Family Health Centre Kottayam Malabar	13
Family Health Centre Kottur	13

3.1 eHealth Performance - Reception Module

Reception Module is considered to be functional in an institution only if the number of total visits for the month is of minimum 500.

District	Institution Count	Institutions with Reception	% of institutions with Reception
WAYANAD	17	17	100.00%
PALAKKAD	44	43	97.73%
IDUKKI	20	19	95.00%
KANNUR	39	37	94.87%
PATHANAMTHITTA	19	18	94.74%
MALAPPURAM	53	50	94.34%
THIRUVANANTHAPURAM	102	96	94.12%
KASARAGOD	23	21	91.30%
ALAPPUZHA	31	28	90.32%
KOLLAM	30	27	90.00%
THRISSUR	69	60	86.96%
KOZHIKODE	54	46	85.19%
KOTTAYAM	31	26	83.87%
ERNAKULAM	49	36	73.47%

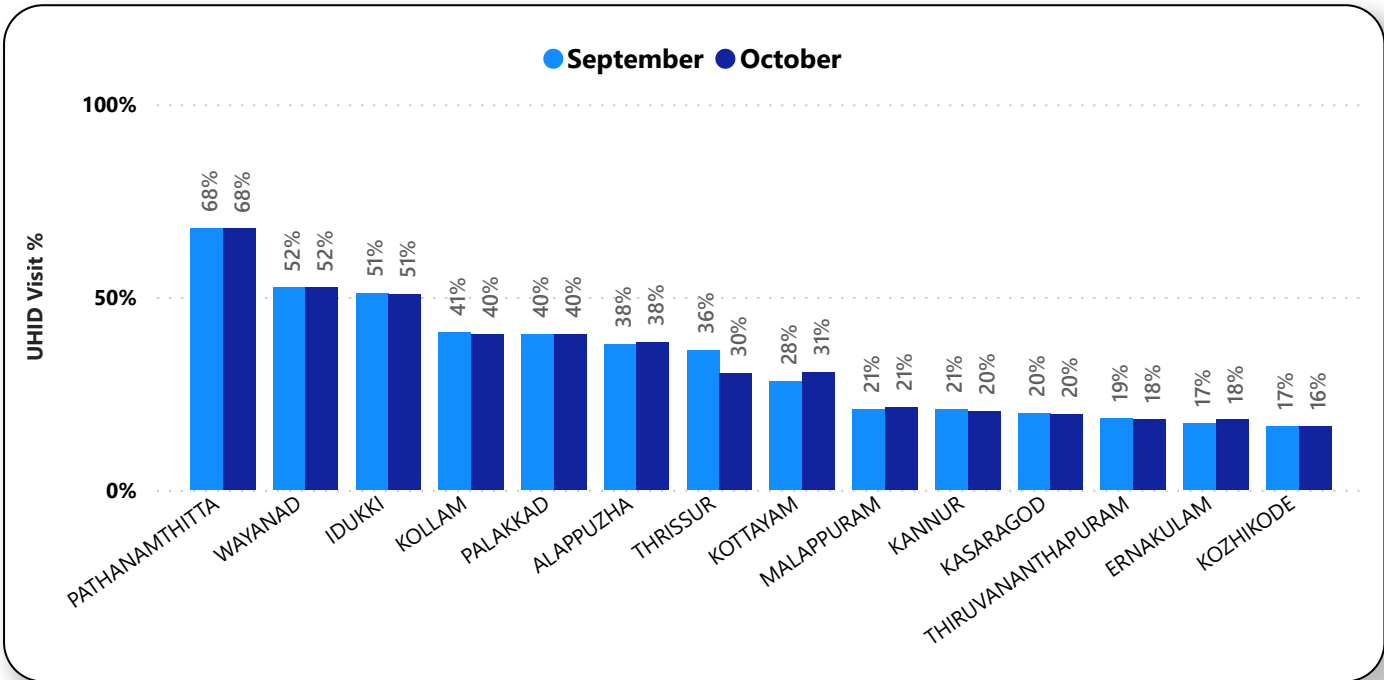


e-Health Monthly Performance Report

October 2023

3.2 e-Health Performance - UHID Visits

UHID Visit % is calculated as (UHID Visits / Total Visit) *100



Institutions based on UHID Visits

Institutions with atleast 100 UHID visits are listed here.

Hospital	UHID Visit %
Family Health Centre Anakudy	95.28%
Family Health Centre Kavassery	89.97%
Family Health Centre Vettakkal	89.31%
Family Health Centre Munambam	88.82%
Family Health Centre Mannur	88.05%
Family Health Centre Naranammoozhy	87.48%
Family Health Centre Ummannoor	87.36%
Urban Health Centre Mannanthala	87.00%
Family Health Centre Thaikkad	86.92%
Family Health Centre Kottangal	86.75%
Family Health Centre Anicadu	85.34%
Family Health Centre Purakkad	84.49%
Family Health Centre Pozhuthana	83.37%

Hospital	UHID Visit %
General Hospital Thrissur	0.26%
Family Health Centre Valavannur	1.01%
District Hospital Nedumangad	1.81%
Family Health Centre Chaliyam	1.81%
Community Health Centre Vellarada	1.94%
Community Health Centre Perumkadavila	1.96%
Taluk Hospital Fort Thiruvananthapuram	2.06%
Taluk Headquarters Hospital Chirayinkeezh	2.31%
Taluk Hospital Feroke	2.34%
Family Health Centre Triprangode	2.47%
Family Health Centre Karumallor	2.50%
Coastal Speciality Hospital Valiyathura	2.94%
Family Health Centre Puthiyan	2.94%

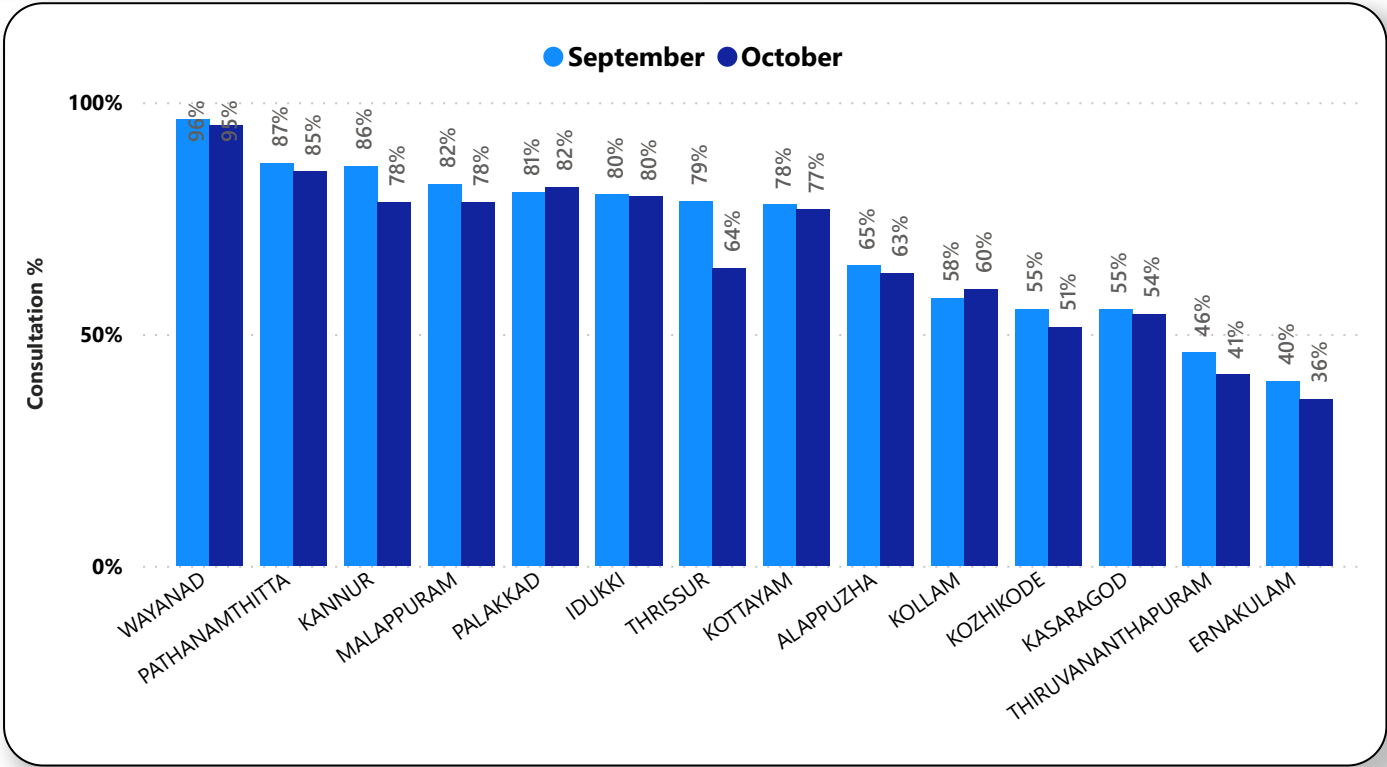


e-Health Monthly Performance Report

October 2023

3.3 e-Health Performance - Doctor Consultation

Consultation % is calculated as (Doctor Consultation / OP Visits) *100



Doctor Consultation Percentage in all Institutions

Institutions with atleast 100 UHID visits are listed here.

Hospital	Doctor Consultation %
Family Health Centre Amachal New	99.97%
Family Health Centre Eroor	99.95%
Family Health Centre Veliyam	99.95%
Family Health Centre Sreekrishnapuram	99.94%
Family Health Centre Brahmamangalam	99.89%
Family Health Centre Vaniyamkulam	99.89%
Family Health Centre Ozhalapathy	99.88%
Family Health Centre Madavoor Kozhikode	99.87%
Family Health Centre Naranammoozhy	99.84%
Family Health Centre Perumon	99.83%
Urban Primary Health Centre Anapuzha	99.83%

Hospital	Doctor Consultation %
Community Health Centre Kallara	0.00%
Community Health Centre Ulliyeri	0.00%
District Hospital Vadakara	0.00%
Family Health Centre Chekkiad	0.00%
Family Health Centre Edavanakkad	0.00%
Family Health Centre Irivallur	0.00%
Family Health Centre Karindalam	0.00%
Family Health Centre Kodiyathur	0.00%
Family Health Centre Kottur	0.00%
Family Health Centre Madikai	0.00%
Family Health Centre Muthalamada	0.00%

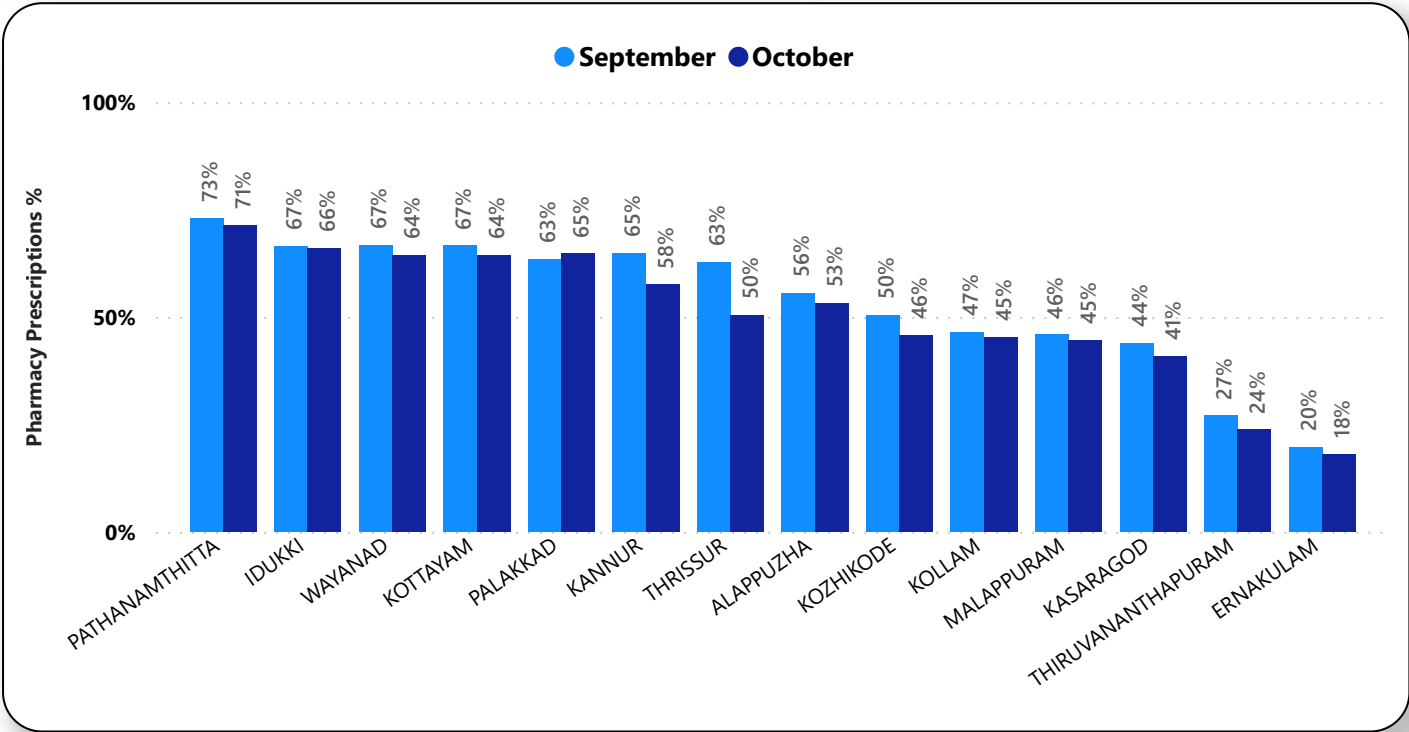


e-Health Monthly Performance Report

October 2023

3.4 e-Health Performance - Pharmacy Usage

Pharmacy % is calculated as (Pharmacy Prescriptions/ Total OP Visits) *100



Pharmacy Usage in all Institutions

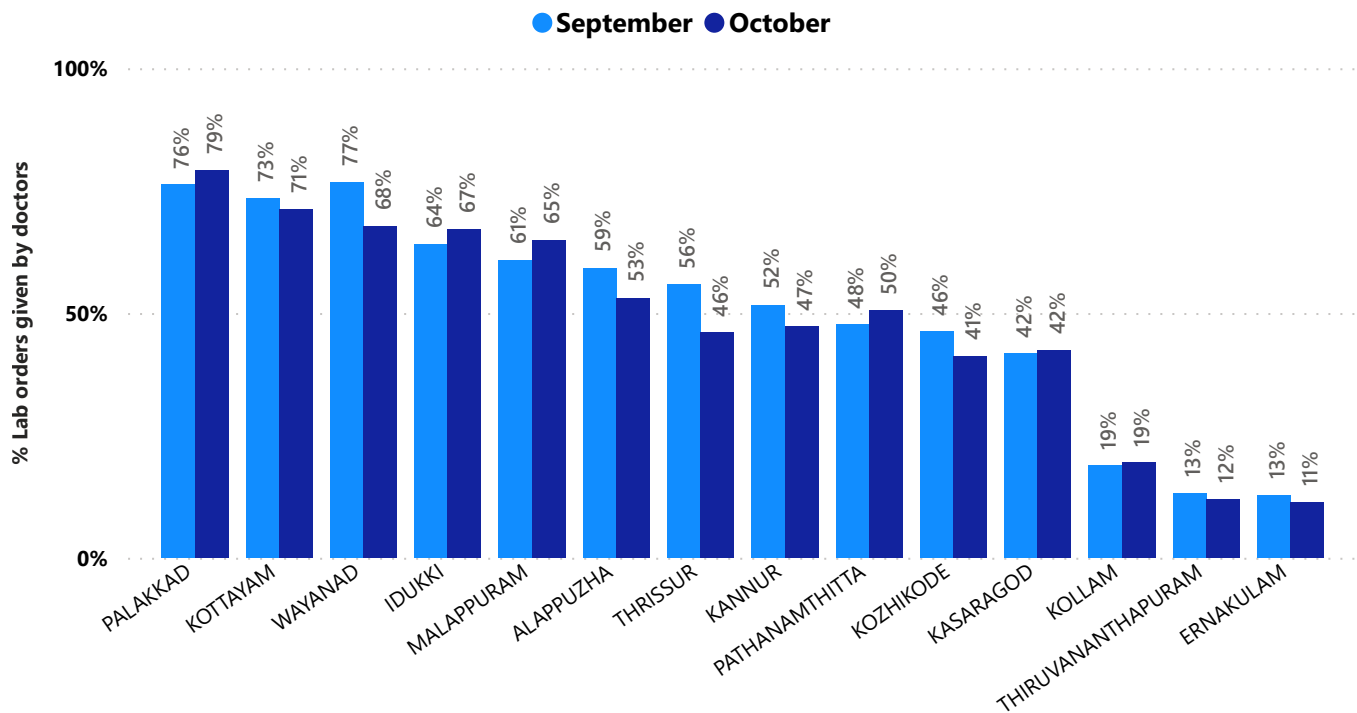
Institutions with atleast 100 UHID visits are listed here.

Hospital	Pharmacy Usage %
Family Health Centre Brahmamangalam	100.00%
Family Health Centre Moonnilavu	100.00%
Family Health Centre Paippad	100.00%
Family Health Centre Vellavoor	100.00%
State Public Health Clinical Laboratory	100.00%
Family Health Centre Manarcad	99.18%
Family Health Centre Mulavukad	96.85%
Family Health Centre Naranammoozhy	96.80%
Urban Primary Health Centre Perunna	96.20%
Family Health Centre Udayanapuram	95.80%
Family Health Centre Kakkad	95.39%
Family Health Centre Moorkkanad	95.36%

Hospital	Pharmacy Usage %
Community Health Centre Andooronam	0.00%
Community Health Centre Kallara	0.00%
Community Health Centre Mundakayam	0.00%
Community Health Centre Puthenthope	0.00%
Community Health Centre Ulliyeri	0.00%
Community Health Centre Vellarada	0.00%
District Hospital Nedumangad	0.00%
District Hospital Vadakara	0.00%
Ek Nayanar Memorial Govt. Women And Children Hospital Mangattuparamba	0.00%
Family Health Centre Alamkode	0.00%
Family Health Centre Anicadu	0.00%

3.5 e-Health Performance - Lab Usage

Lab % is calculated as (Lab orders given by doctors / Total Lab Orders) *100



Lab Usage in all Institutions

Institutions with atleast 100 UHID visits are listed here.

Hospital	Lab Usage %
Coastal Speciality Hospital Valiyathura	100.00%
Family Health Centre Chemmalassery	100.00%
Family Health Centre Chengottukavu	100.00%
Family Health Centre Cherthala South	100.00%
Family Health Centre Cherunniyoor	100.00%
Family Health Centre Cheruthana	100.00%
Family Health Centre Chettikulangara	100.00%
Family Health Centre Kalladikode	100.00%
Family Health Centre Kalliassery	100.00%
Family Health Centre Kandalloor	100.00%
Family Health Centre Karthikappally	100.00%
Family Health Centre Kodanadu	100.00%

Hospital	Lab Usage %
Community Health Centre Andoorkonam	0.00%
Community Health Centre Kallara	0.00%
Community Health Centre Puthenthope	0.00%
Family Health Centre Anicadu	0.00%
Family Health Centre Chekkiad	0.00%
Family Health Centre Kodyathur	0.00%
Family Health Centre Odakkayam	0.00%
Family Health Centre P.Vembellur	0.00%
Family Health Centre Pamboor	0.00%
Family Health Centre Pooyappally	0.00%
Family Health Centre Porkulam	0.00%
Family Health Centre Punnekkad	0.00%



e-Health Monthly Performance Report

October 2023

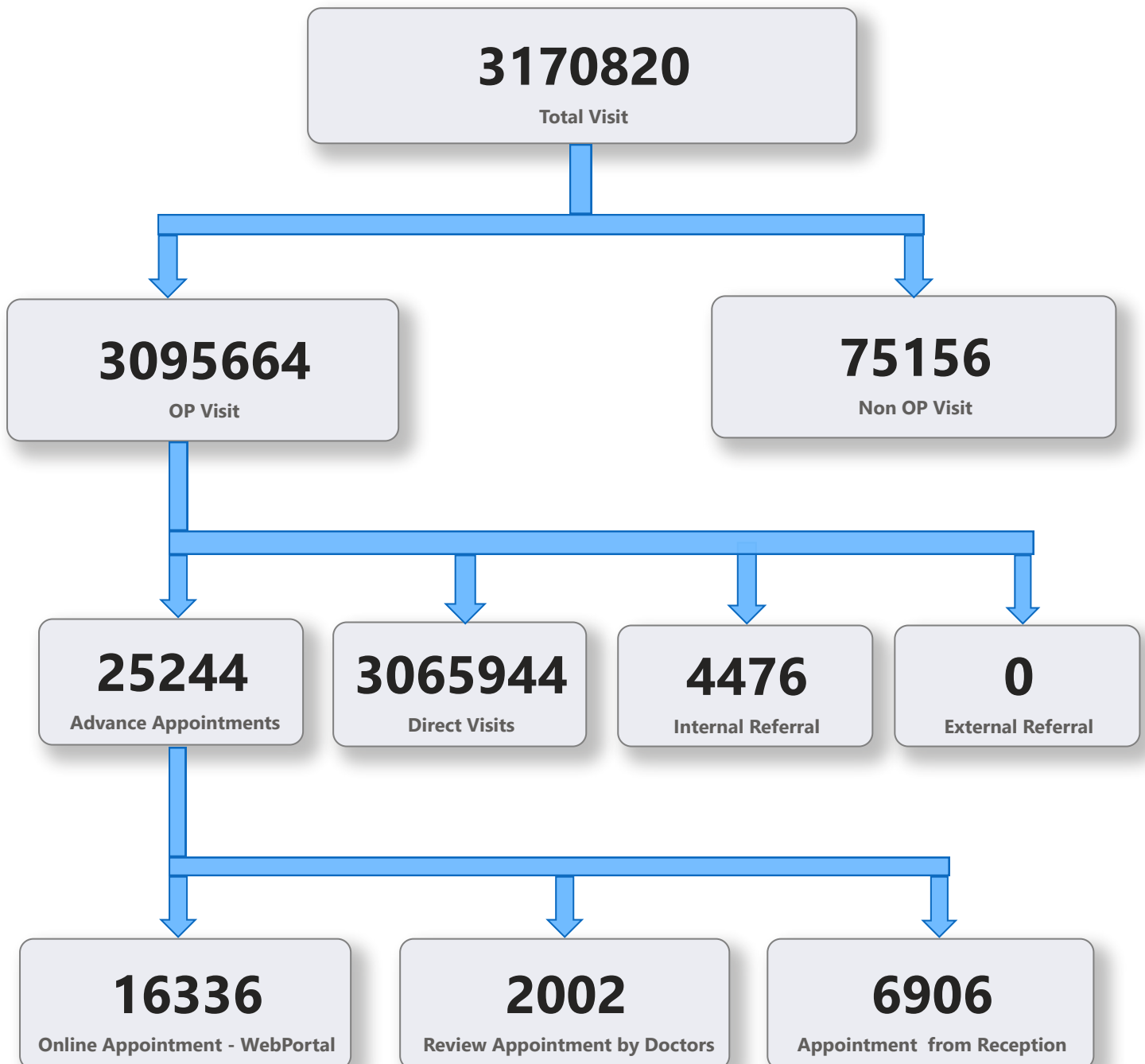
4. Status of Modules Usage in Hospitals

District wise status of live institutions and the count of various modules [Reception, OP Consultation, Lab, Pharmacy] started / functional.

District Name	Live Institutions	Reception	Consultation	Lab	Pharmacy
THIRUVANANTHAPURAM	106	98 (92.5%)	90 (84.9%)	77 (72.6%)	72 (67.9%)
THRISSUR	70	61 (87.1%)	59 (84.3%)	55 (78.6%)	53 (75.7%)
KOZHIKODE	56	48 (85.7%)	37 (66.1%)	35 (62.5%)	34 (60.7%)
MALAPPURAM	54	51 (94.4%)	51 (94.4%)	41 (75.9%)	42 (77.8%)
ERNAKULAM	50	37 (74.%)	31 (62.%)	20 (40.%)	14 (28.%)
PALAKKAD	45	44 (97.8%)	40 (88.9%)	38 (84.4%)	33 (73.3%)
KANNUR	40	38 (95.%)	33 (82.5%)	28 (70.%)	27 (67.5%)
ALAPPUZHA	32	29 (90.6%)	27 (84.4%)	24 (75.%)	26 (81.3%)
KOTTAYAM	32	27 (84.4%)	24 (75.%)	18 (56.3%)	24 (75.%)
KOLLAM	31	28 (90.3%)	26 (83.9%)	27 (87.1%)	22 (71.%)
KASARAGOD	23	21 (91.3%)	16 (69.6%)	13 (56.5%)	16 (69.6%)
IDUKKI	20	19 (95.%)	18 (90.%)	15 (75.%)	18 (90.%)
PATHANAMTHITTA	20	19 (95.%)	16 (80.%)	16 (80.%)	14 (70.%)
WAYANAD	18	17 (94.4%)	17 (94.4%)	16 (88.9%)	17 (94.4%)
Total	597	537 (89.9%)	485 (81.2%)	423 (70.9%)	412 (69.%)

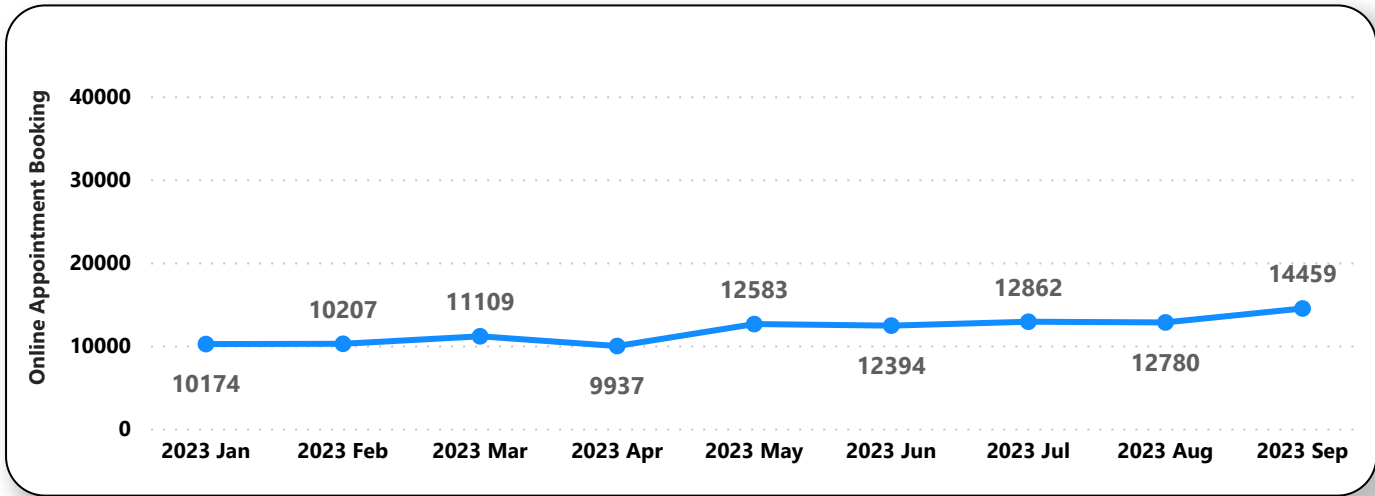
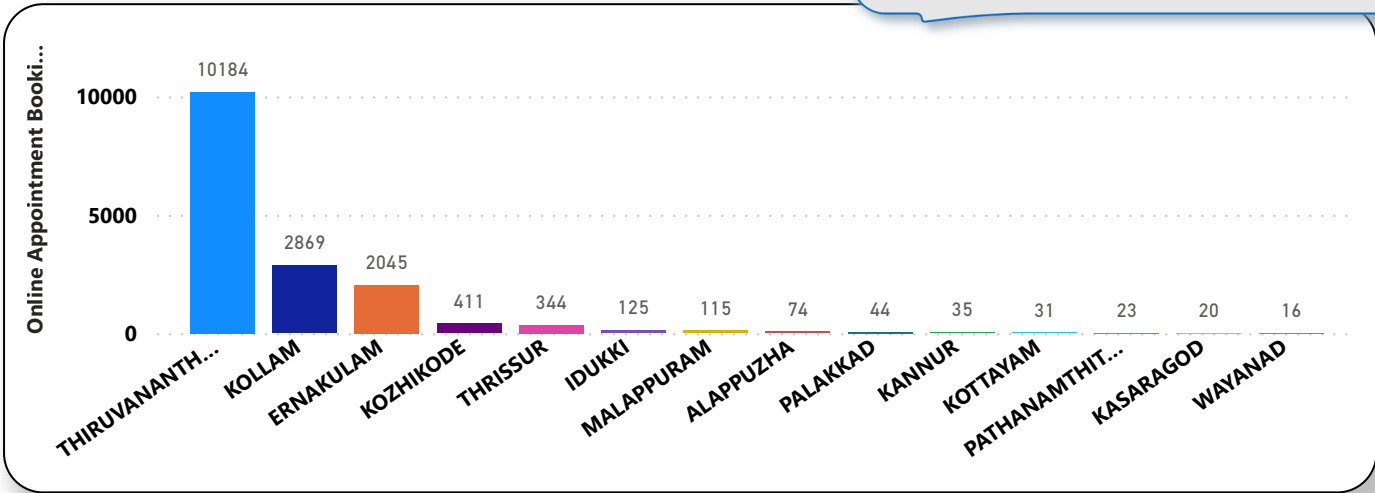
October 2023

5. Appointment Booking in Hospitals (except Medical Colleges)

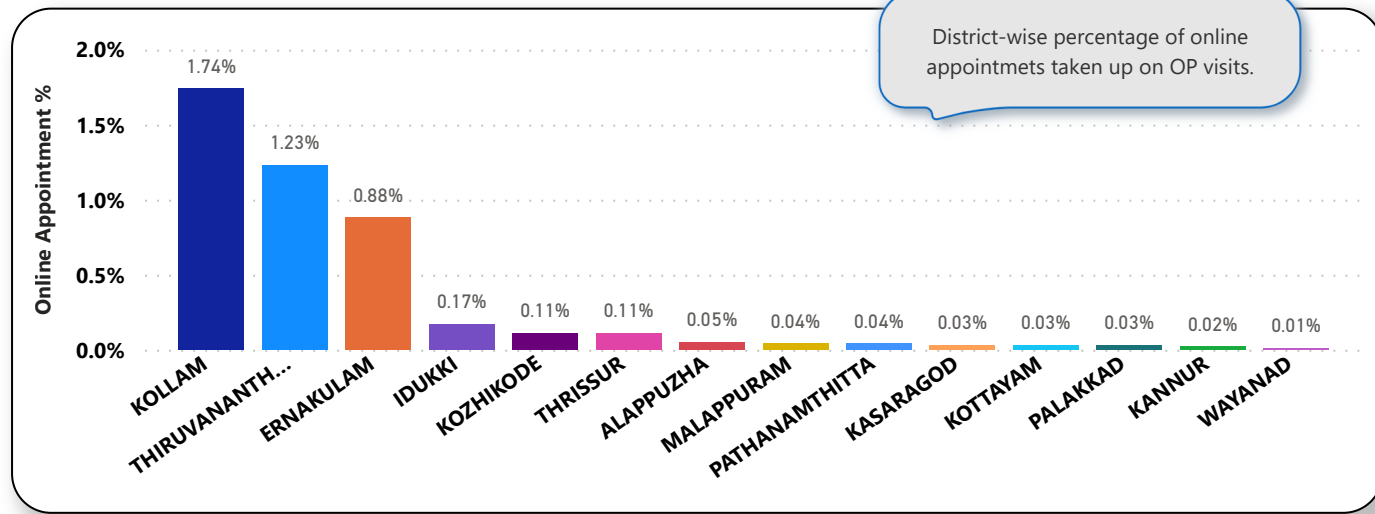


5. 1 Online Appointment Booking in Hospitals (except Medical Colleges)

District-wise count of online appointments taken.



District-wise percentage of online appointments taken up on OP visits.

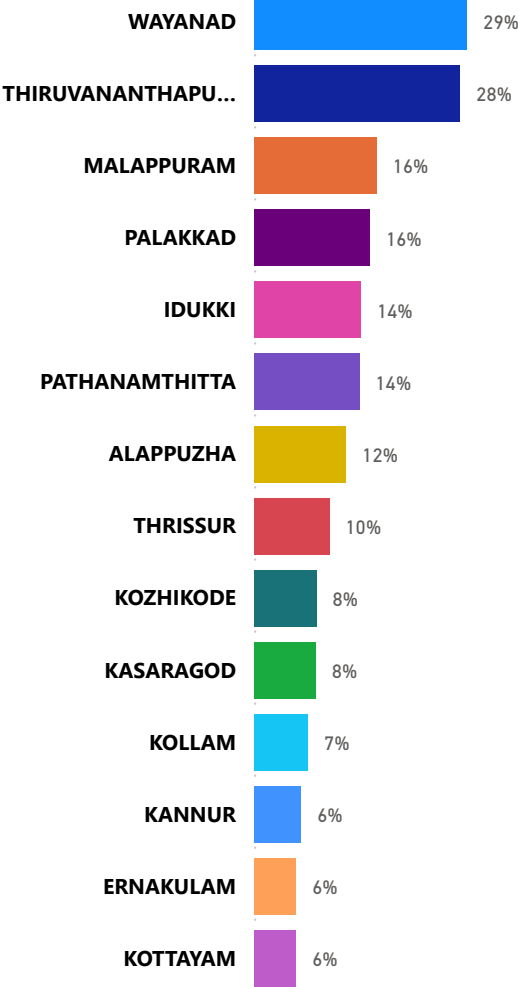




e-Health Monthly Performance Report

October 2023

6. eHealth Performance - Reach



Reach indicates the percentage of population availing services through eHealth. The formula used to calculate is (Number of UHID registered / Population) * 100 %.