

1. eHealth Kerala - Vital Statistics

Hospital Type	Live Institutions
Family Health Centre	56
Urban Primary Health Centre	7
Community Health Centre	3
General Hospital	1
Medical College Hospital	1
Taluk Headquarters Hospital	1
Taluk Hospital	1
Total	70

2. eHealth - District Ranking Matrix Based on Performance of all Institutions (except Medical Colleges)

The ranking matrix showcase the district performance in providing eHealth services through all institutions (except Medical Colleges) based on six different parameters. These parameters include whether the reception module is started or not, UHID Visits, Doctor Consultation, Pharmacy Prescriptions by doctors, Percentage of lab orders through doctors and number of Live Institutions. Based on the ranking, the districts are classified into three broad categories, the best performing districts, the average performing districts and the low performing districts.

The best performing districts should strive to continue to remain in the same position, whereas the average performing as well as the low performing districts should strive to reach to the 'top four' league.

The ranking matrix for the current month October '23 along with previous two months are as given in the table .

District	August	September	October
WAYANAD	1	1	1
PATHANAMTHITTA	2	2	2
IDUKKI	3	3	3
PALAKKAD	6	3	3
KANNUR	7	5	4
KOTTAYAM	7	5	4
MALAPPURAM	10	5	4
ALAPPUZHA	6	6	5
KOLLAM	5	5	5
THRISSUR	4	4	5
KASARAGOD	9	8	6
KOZHIKODE	8	7	6
THIRUVANANTHAPURAM	7	7	6
ERNAKULAM	10	9	7

- Best performing
- Average performing
- Low performing

3. eHealth - Institution Level Ranking (except Medical Colleges)

Hospital	Rank
Family Health Centre Karalam	1
Family Health Centre Nalukettu	1
Family Health Centre Pookode	1
Family Health Centre Poomangalam	1
Family Health Centre Thaikkad	1
Family Health Centre Velookkara	1
Urban Primary Health Centre V R Puram	1
Family Health Centre Arthat	2
Family Health Centre Chamakkala	2
Family Health Centre Edavilangu	2
Family Health Centre Manaloor	2
Family Health Centre Meloor	2
Family Health Centre Nattika	2
Family Health Centre Nenmanikkara	2
Family Health Centre Venkitangu	2
Urban Family Health Centre Gosayikunnu	2
Urban Primary Health Centre Anapuzha	2
Family Health Centre Desamangalam	3
Family Health Centre Elanad	3
Family Health Centre Kaipamangalam	3
Family Health Centre Kuzhoor	3
Family Health Centre Mambra	3
Family Health Centre Panjal	3
Family Health Centre Thalikulam	3
Family Health Centre Thekkumkara	3
Family Health Centre Thrikkur	3
Family Health Centre Vilvattom	3
Family Health Centre Ayyanthole	4
Family Health Centre Kakkad	4
Family Health Centre Kodakara	4
Family Health Centre Koolimuttom	4
Family Health Centre Methala	4
Family Health Centre Nadathara	4
Family Health Centre Paralam	4
Family Health Centre Poomala	4
Family Health Centre Poyya	4
Family Health Centre Vaniyamapara	4

Hospital	Rank
Family Health Centre Mundur	13
Family Health Centre Pamboor	13
Family Health Centre Varandarappilly	13
General Hospital Thrissur	13
Family Health Centre P.Vembellur	12
Community Health Centre Cherpu	11
Urban Family Health Centre Paravattani	10
Urban Family Health Centre Porkalanged	9
Family Health Centre Kadangode	8
Taluk Headquarters Hospital Chavakkad	8
Family Health Centre Madavana	7
Family Health Centre Pattikkad	7
Family Health Centre Porkulam	7
Taluk Hospital Pudukad	7
Family Health Centre Adat	6
Family Health Centre Mullurkara	6
Urban Primary Health Centre Kachery	6
Family Health Centre Aloor	5
Family Health Centre Pariyaram Thrissur	5
Family Health Centre Punnayur	5
Family Health Centre Vallathol Nagar	5
Urban Family Health Centre Guruvayoor	5
Family Health Centre Ayyanthole	4
Family Health Centre Kakkad	4
Family Health Centre Kodakara	4
Family Health Centre Koolimuttom	4
Family Health Centre Methala	4
Family Health Centre Nadathara	4
Family Health Centre Paralam	4
Family Health Centre Poomala	4
Family Health Centre Poyya	4
Family Health Centre Vaniyamapara	4
Family Health Centre Velur	4
Family Health Centre Desamangalam	3
Family Health Centre Elanad	3
Family Health Centre Kaipamangalam	3
Family Health Centre Kuzhoor	3

3.1 eHealth Performance - Reception Module

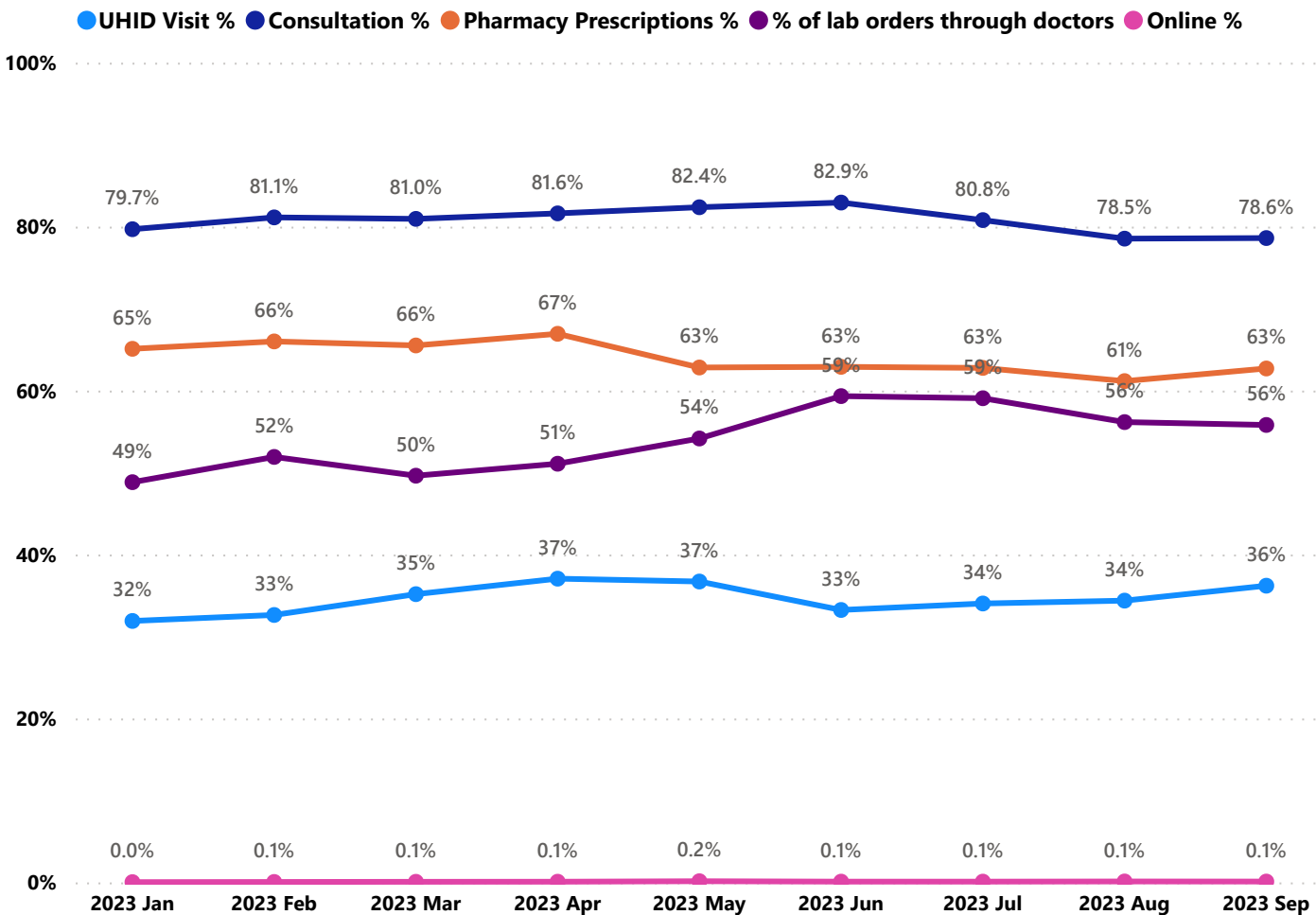
Reception Module is considered to be functional in an institution only if the number of total visits for the month is of minimum 500.

District	Institution Count	Institutions with Reception	% of institutions with Reception
WAYANAD	17	17	100.00%
PALAKKAD	44	43	97.73%
IDUKKI	20	19	95.00%
KANNUR	39	37	94.87%
PATHANAMTHITTA	19	18	94.74%
MALAPPURAM	53	50	94.34%
THIRUVANANTHAPURAM	102	96	94.12%
KASARAGOD	23	21	91.30%
ALAPPUZHA	31	28	90.32%
KOLLAM	30	27	90.00%
THRISSUR	69	60	86.96%
KOZHIKODE	54	46	85.19%
KOTTAYAM	31	26	83.87%
ERNAKULAM	49	36	73.47%

Hospital Name
FAMILY HEALTH CENTRE VETILAPPARA
FAMILY HEALTH CENTRE VELLANIKKARA
FAMILY HEALTH CENTRE VALLACHIRA
FAMILY HEALTH CENTRE THIRUVILWAMALA
FAMILY HEALTH CENTRE MADAKATHARA
FAMILY HEALTH CENTRE KONDAZHY
FAMILY HEALTH CENTRE ENGANDIYUR
COMMUNITY HEALTH CENTRE PAZHANJI
COMMUNITY HEALTH CENTRE MULLASSERY

Institutions where the reception module is either not started or not using

3.2 e-Health Performance Trend



- UHID Visit % is calculated as $(UHID\ Visits / Total\ Visit) \times 100$
- Consultation % is calculated as $(Doctor\ Consultation / OP\ Visits) \times 100$
- Pharmacy % is calculated as $(Pharmacy\ Prescriptions / Total\ OP\ Visits) \times 100$
- Lab % is calculated as $(Lab\ orders\ given\ by\ doctors / Total\ Lab\ Orders) \times 100$
- Online % is calculated as $(Online\ appointments\ via\ web\ portal / Total\ OP\ Visits) \times 100$

3.3 e-Health Performance Indicators

Institutions with atleast 100 UHID visits are listed here.

Hospital	UHID Visit %	Consultation %	Pharmacy Prescriptions %	% of Lab Orders given by Doctors
Family Health Centre Thaikkad	86.92%	99.32%	92.22%	76.11%
Urban Primary Health Centre Kachery	74.32%	83.21%	78.98%	0.96%
Urban Primary Health Centre V R Puram	73.88%	98.01%	85.27%	95.95%
Family Health Centre Edavilangu	73.42%	89.77%	82.65%	45.78%
Family Health Centre Meloor	71.41%	88.80%	80.33%	25.87%
Family Health Centre Poomangalam	71.08%	98.87%	89.51%	95.76%
Family Health Centre Porkulam	69.45%	93.79%	11.71%	0.00%
Family Health Centre Karalam	68.88%	97.13%	89.69%	82.75%
Family Health Centre Panjal	65.92%	83.49%	75.49%	34.66%
Family Health Centre Nalukettu	64.98%	90.60%	84.37%	78.05%
Family Health Centre Velookkara	63.01%	95.21%	91.25%	53.24%
Family Health Centre Pookode	61.94%	98.13%	82.46%	24.23%
Family Health Centre Venkitangu	56.65%	99.79%	83.57%	47.93%
Family Health Centre Nenmanikkara	55.35%	99.12%	86.70%	54.07%
Family Health Centre Kaipamangalam	54.96%	94.08%	71.76%	98.65%
Family Health Centre Adat	54.93%	51.79%	47.16%	44.46%
Urban Family Health Centre Porkalanged	54.38%	72.74%	51.78%	0.93%
Family Health Centre Poomala	54.05%	83.26%	68.47%	16.19%
Family Health Centre Manaloor	52.98%	95.28%	80.75%	49.01%
Urban Family Health Centre Guruvayoor	52.05%	75.65%	59.13%	42.59%
Family Health Centre Arthat	51.85%	99.61%	90.40%	56.65%
Urban Family Health Centre Gosayikunnu	50.83%	99.13%	89.62%	25.52%
Family Health Centre Chamakkala	50.62%	94.53%	87.21%	75.35%
Family Health Centre Thalikulam	47.53%	96.30%	79.00%	52.62%
Family Health Centre Elanad	46.40%	86.54%	93.79%	50.46%
Urban Primary Health Centre Anapuzha	45.72%	99.83%	89.43%	94.72%
Family Health Centre Ayyanthole	43.69%	81.06%	74.19%	60.00%
Family Health Centre Nattika	41.97%	91.15%	85.60%	25.82%
Family Health Centre Methala	39.61%	89.31%	82.14%	69.50%
Family Health Centre Desamangalam	39.56%	97.97%	87.97%	75.72%
Family Health Centre Aloor	39.35%	79.95%	76.45%	23.72%
Family Health Centre Pariyaram Thrissur	38.97%	90.80%	55.26%	100.00%
Family Health Centre Kadangode	38.82%	77.84%	65.40%	
Family Health Centre Kuzhoor	38.34%	93.60%	89.04%	100.00%
Family Health Centre Madavana	36.61%	54.94%	44.06%	72.70%
Taluk Headquarters Hospital Chavakkad	35.36%	56.43%	0.03%	70.97%
Family Health Centre Kodakara	34.85%	89.00%	85.25%	56.76%
Family Health Centre Koolimuttom	34.37%	88.60%	85.13%	83.87%
Family Health Centre Mambra	31.00%	98.99%	90.87%	52.92%
Family Health Centre Punneyur	30.65%	80.13%	64.74%	54.06%
Family Health Centre Vilvattom	30.34%	96.67%	90.97%	91.15%

3.3 e-Health Performance Indicators

Institutions with atleast 100 UHID visits are listed here.

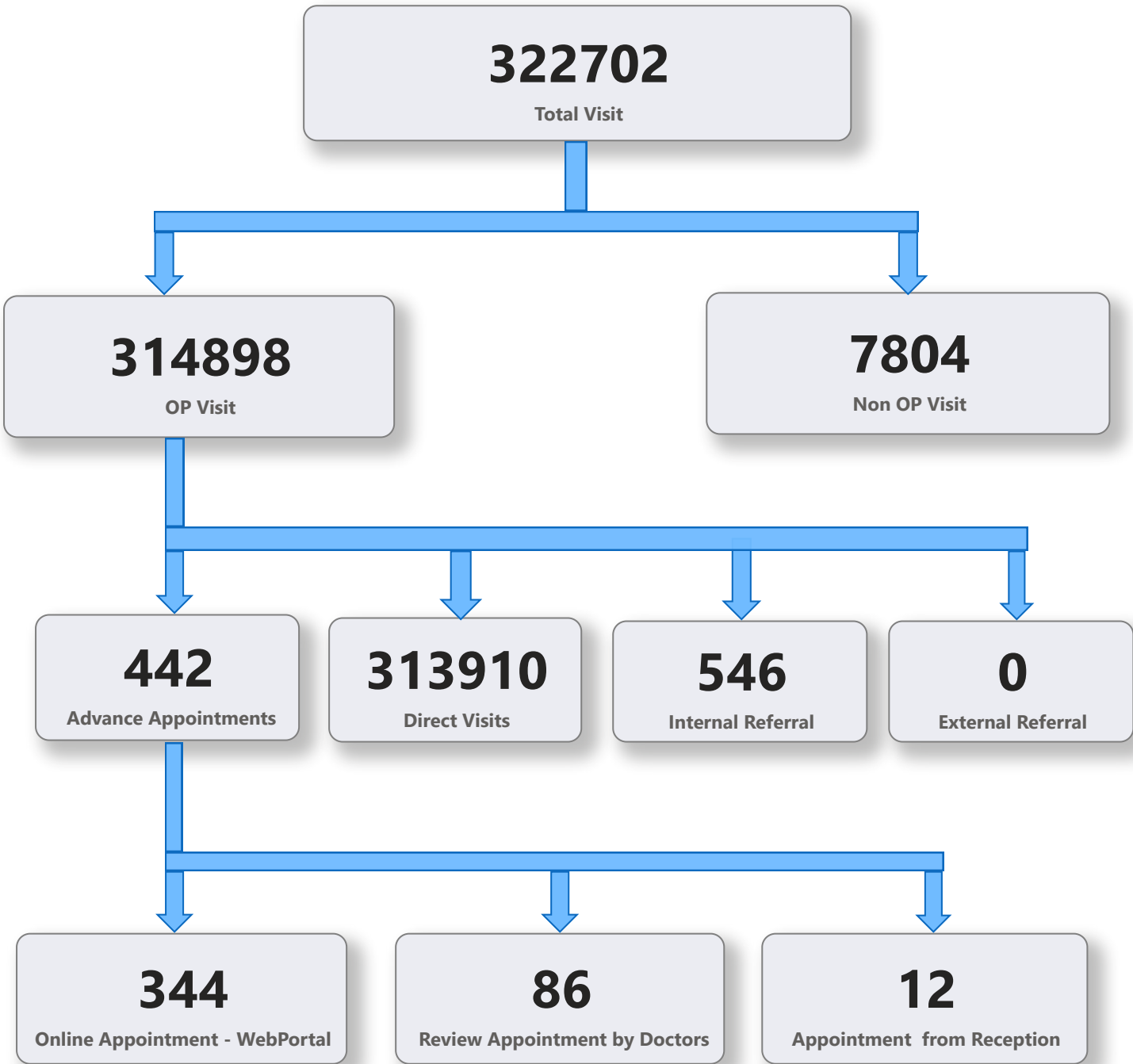
Hospital	UHID Visit %	Consultation %	Pharmacy Prescriptions %	% of Lab Orders given by Doctors
General Hospital Thrissur	0.26%	2.71%	0.00%	0.02%
Community Health Centre Cherpu	2.97%	14.26%	3.61%	5.08%
Family Health Centre Velur	4.57%	99.52%	90.37%	88.24%
Urban Family Health Centre Paravattani	4.59%	31.82%	16.28%	100.00%
Taluk Hospital Pudukad	6.38%	78.47%	43.90%	19.08%
Family Health Centre Mullurkara	6.48%	95.97%	51.01%	100.00%
Family Health Centre Pattikkad	12.85%	72.88%	72.74%	7.39%
Family Health Centre Poyya	12.94%	97.74%	89.95%	49.15%
Family Health Centre Mundur	14.57%	0.98%	0.93%	2.22%
Family Health Centre Varandarappilly	15.15%	0.00%	0.00%	
Family Health Centre Pamboor	15.93%	44.57%	10.65%	0.00%
Family Health Centre Kakkad	19.57%	97.27%	95.39%	35.19%
Family Health Centre Thrikkur	21.45%	99.66%	88.64%	74.83%
Family Health Centre P.Vembellur	24.68%	24.66%	22.62%	0.00%
Family Health Centre Vaniyamapara	26.33%	91.03%	67.38%	100.00%
Family Health Centre Thekkumkara	26.60%	91.44%	83.61%	21.82%
Family Health Centre Vallathol Nagar	28.45%	85.36%	77.54%	29.11%
Family Health Centre Paralam	28.66%	90.06%	75.73%	58.43%
Family Health Centre Nadathara	29.74%	92.75%	78.12%	67.12%
Family Health Centre Vilvattom	30.34%	96.67%	90.97%	91.15%
Family Health Centre Punneyur	30.65%	80.13%	64.74%	54.06%
Family Health Centre Mambra	31.00%	98.99%	90.87%	52.92%
Family Health Centre Koolimuttom	34.37%	88.60%	85.13%	83.87%
Family Health Centre Kodakara	34.85%	89.00%	85.25%	56.76%
Taluk Headquarters Hospital Chavakkad	35.36%	56.43%	0.03%	70.97%
Family Health Centre Madavana	36.61%	54.94%	44.06%	72.70%
Family Health Centre Kuzhoor	38.34%	93.60%	89.04%	100.00%
Family Health Centre Kadangode	38.82%	77.84%	65.40%	
Family Health Centre Pariyaram Thrissur	38.97%	90.80%	55.26%	100.00%
Family Health Centre Aloor	39.35%	79.95%	76.45%	23.72%
Family Health Centre Desamangalam	39.56%	97.97%	87.97%	75.72%
Family Health Centre Methala	39.61%	89.31%	82.14%	69.50%
Family Health Centre Nattika	41.97%	91.15%	85.60%	25.82%
Family Health Centre Ayyanthole	43.69%	81.06%	74.19%	60.00%
Urban Primary Health Centre Anapuzha	45.72%	99.83%	89.43%	94.72%
Family Health Centre Elanad	46.40%	86.54%	93.79%	50.46%
Family Health Centre Thalikulam	47.53%	96.30%	79.00%	52.62%
Family Health Centre Chamakkala	50.62%	94.53%	87.21%	75.35%
Urban Family Health Centre Gosayikunnu	50.83%	99.13%	89.62%	25.52%
Family Health Centre Arthat	51.85%	99.61%	90.40%	56.65%
Urban Family Health Centre Guruvayoor	52.05%	75.65%	59.13%	42.59%
Family Health Centre Manalloor	52.98%	95.28%	80.75%	49.01%

4. Status of Modules Usage in Hospitals

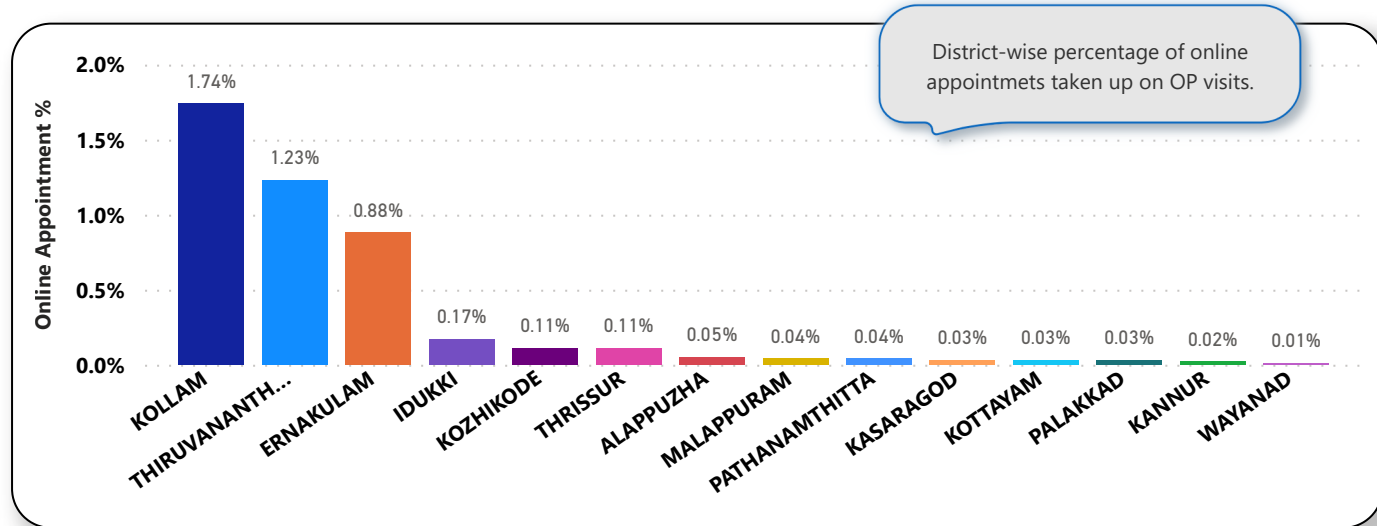
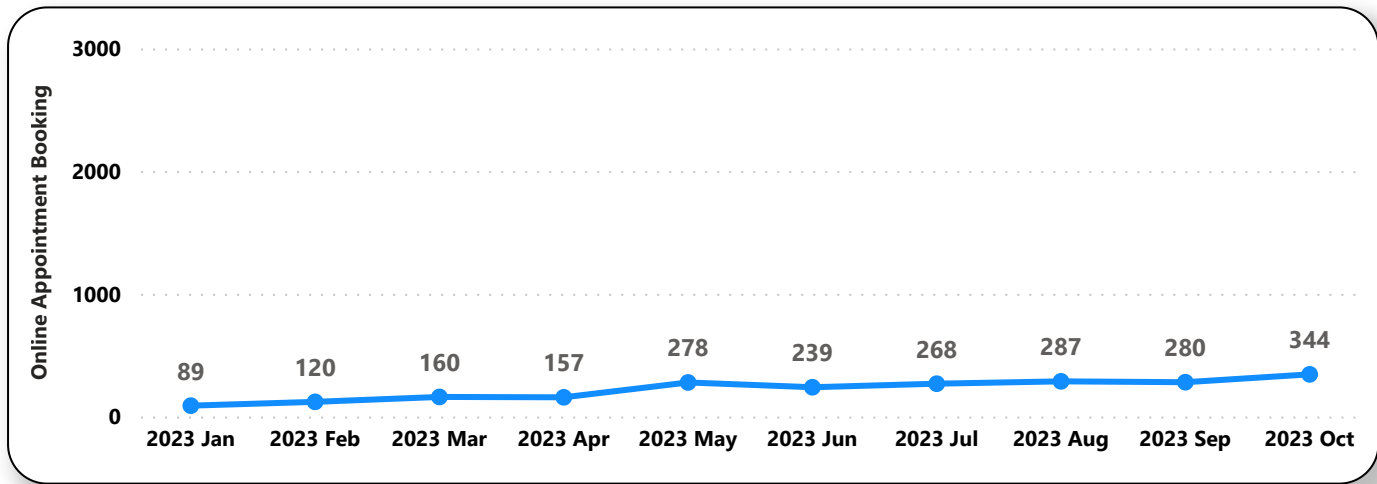
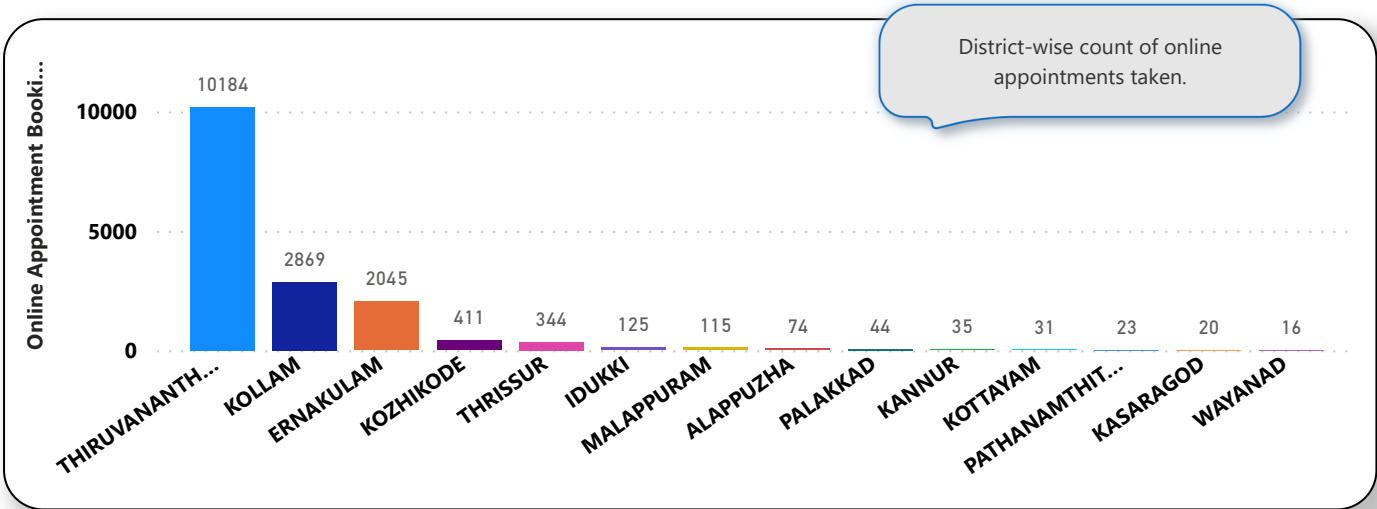
District wise status of live institutions and the count of various modules [Reception, OP Consultation, Lab, Pharmacy] started / functional.

District Name	Live Institutions	Reception	Consultation	Lab	Pharmacy
THIRUVANANTHAPURAM	102	95 (93.1%)	91 (89.2%)	79 (77.5%)	74 (72.5%)
THRISSUR	69	60 (87.%)	57 (82.6%)	54 (78.3%)	54 (78.3%)
KOZHIKODE	54	44 (81.5%)	35 (64.8%)	35 (64.8%)	35 (64.8%)
MALAPPURAM	53	50 (94.3%)	49 (92.5%)	42 (79.2%)	40 (75.5%)
ERNAKULAM	49	38 (77.6%)	33 (67.3%)	21 (42.9%)	16 (32.7%)
PALAKKAD	44	43 (97.7%)	40 (90.9%)	33 (75.%)	32 (72.7%)
KANNUR	39	35 (89.7%)	33 (84.6%)	27 (69.2%)	29 (74.4%)
ALAPPUZHA	31	29 (93.5%)	28 (90.3%)	26 (83.9%)	28 (90.3%)
KOTTAYAM	31	27 (87.1%)	25 (80.6%)	19 (61.3%)	24 (77.4%)
KOLLAM	30	29 (96.7%)	29 (96.7%)	26 (86.7%)	27 (90.%)
KASARAGOD	23	19 (82.6%)	17 (73.9%)	12 (52.2%)	16 (69.6%)
IDUKKI	20	19 (95.%)	18 (90.%)	14 (70.%)	18 (90.%)
PATHANAMTHITTA	19	18 (94.7%)	17 (89.5%)	15 (78.9%)	15 (78.9%)
WAYANAD	17	17 (100.%)	17 (100.%)	16 (94.1%)	17 (100.%)
Total	581	523 (90.%)	489 (84.2%)	419 (72.1%)	425 (73.1%)

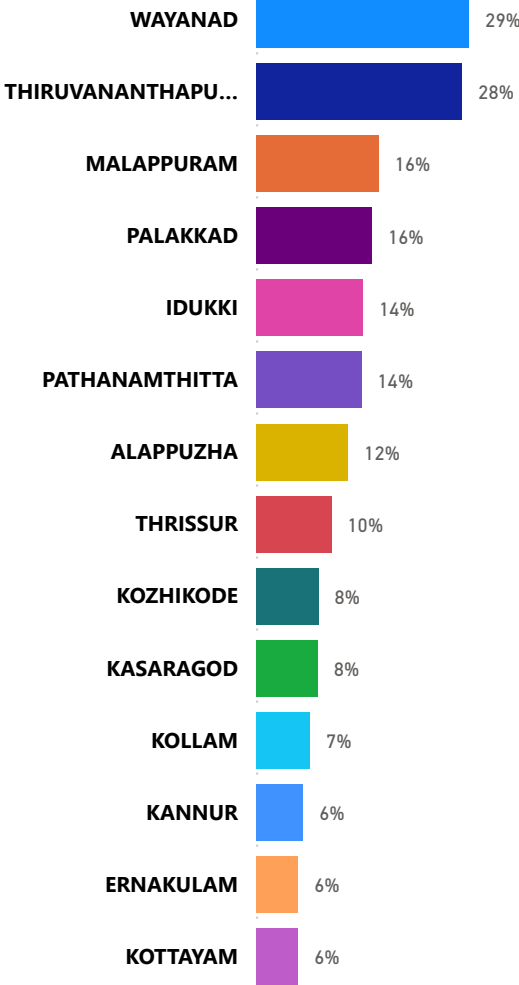
5. Appointment Booking in Hospitals (except Medical Colleges)



5. 1 Online Appointment Booking in Hospitals (except Medical Colleges)



6. eHealth Performance - Reach



Reach indicates the percentage of population availing services through eHealth. The formula used to calculate is (Number of UHID registered / Population) * 100 %.