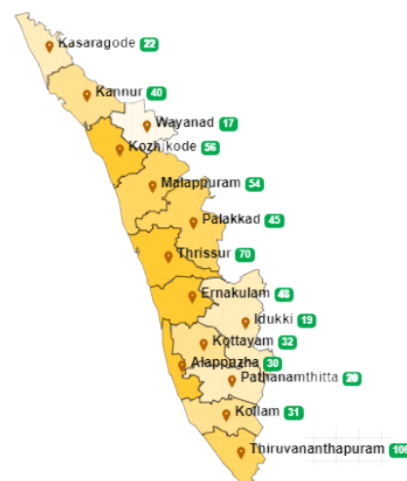


## 1. eHealth Kerala - Vital Statistics

<b>Live Institutions</b>	32
<b>Medical College Hospitals</b>	1
<b>PHCs/FHCs</b>	26
<b>CHCs</b>	0
<b>DHs/GHs</b>	1
<b>PH Labs</b>	0
<b>Other(Inc UPHCs,Taluk Hospitals)</b>	4



## 2. Highlights



- Reception module is functional in 30 of 31 institutions of the Alappuzha district.
- The district is at position 5 in house survey completion (4.17%) and at position 8 in member survey completion (0.05%).
- The district remains at position 6 in UHID visits with 37%.



- The Alappuzha district is at position 6 in overall performance ranking of districts based on all institutions except Medical Colleges.
- The district remains at position 8 in Pharmacy Usage with nearly 55%.
- The district remains at position 9 in OP consultation by doctors with 64%.
- The district is at last position in Online Appointment Booking percentage with 0.01%.

3. eHealth - District Ranking Matrix Based on Performance of all Institutions (except Medical Colleges)

The ranking matrix showcase the district performance in providing eHealth services through all institutions (except Medical Colleges) based on six different parameters. These parameters include whether the reception module is started or not, UHID Visits, Doctor Consultation, Pharmacy Usage, Lab Usage and number of Live Institutions. Based on the ranking, the districts are classified into three broad categories, the best performing districts, the average performing districts and the low performing districts.

The best performing districts should strive to continue to remain in the same position, whereas the average performing as well as the low performing districts should strive to reach to the 'top four' league.

The ranking matrix for the month of September '23 is given below:

Rank	District
1	WAYANAD
2	PATHANAMTHITTA
3	IDUKKI, PALAKKAD
4	THRISSUR
5	KANNUR, KOLLAM, KOTTAYAM
6	ALAPPUZHA, MALAPPURAM
7	KOZHIKODE, THIRUVANANTHAPURAM
8	KASARAGOD
9	ERNAKULAM

- Best performing
- Average performing
- Low performing

## 3. eHealth - Institution Level Ranking (except Medical Colleges)

Hospital	Rank
Family Health Centre Punnapra North	1
Family Health Centre Purakkad	1
Family Health Centre Vettakkal	1
Family Health Centre Aroor	2
Family Health Centre Cheruthana	2
Family Health Centre Kanjikuzhy	2
Family Health Centre Palamel	2
Family Health Centre Panavally	2
Family Health Centre Arattupuzha	3
Family Health Centre Pallipuram	3
Family Health Centre Thamarakulam	3
Family Health Centre Veeyapuram	3
Family Health Centre Perumbalam	4
Urban Primary Health Centre Mullathu Valappu	4
Family Health Centre Bharanikavu	5
Family Health Centre Chettikulangara	5
Family Health Centre Pallithodu	5
Urban Primary Health Centre Cheravally	5
Family Health Centre Ezhupunna	6
Family Health Centre Kalavoor	6
Taluk Hospital Thuravoor	6
Family Health Centre Karthikappally	7
Family Health Centre Mararikulam North	8
Women And Children Hospital Alappuzha	8
Family Health Centre Devikulangara	9
Family Health Centre Vayalar	10
Family Health Centre Cherthala South	11
Family Health Centre Kandallloor	11
District Hospital Mavelikara	12
Family Health Centre Nooranad	13
Family Health Centre Thottappally	13

3.1 eHealth Performance - Reception Module

Reception Module is considered to be functional in an institution only if the number of total visits for the month is of minimum 500.

District	Institution Count	Institutions with Reception	% of institutions with Reception
PALAKKAD	44	44	100.00%
WAYANAD	17	17	100.00%
ALAPPUZHA	31	30	96.77%
KOLLAM	30	29	96.67%
IDUKKI	20	19	95.00%
PATHANAMTHITTA	19	18	94.74%
MALAPPURAM	53	50	94.34%
THIRUVANANTHAPURAM	102	95	93.14%
KANNUR	39	35	89.74%
KOTTAYAM	31	27	87.10%
THRISSUR	69	60	86.96%
KASARAGOD	23	19	82.61%
KOZHIKODE	54	44	81.48%
ERNAKULAM	47	38	80.85%

Hospital Name

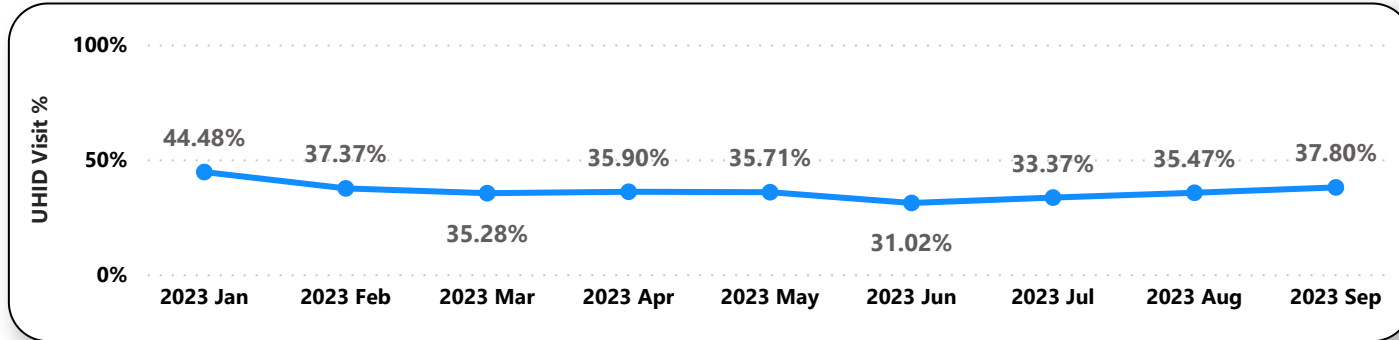
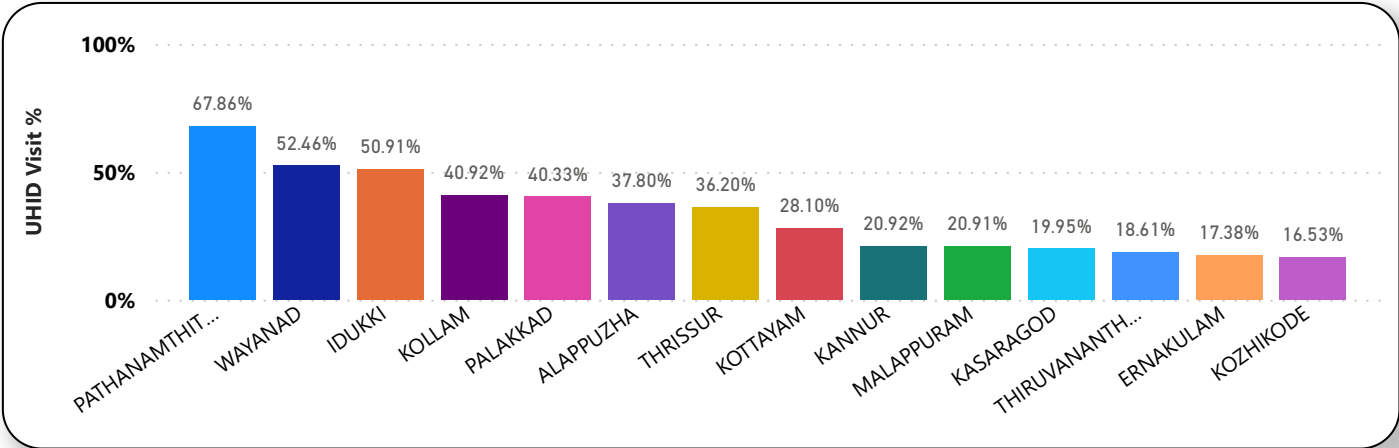
FAMILY HEALTH CENTRE THOTTAPPALLY

Institutions where the reception module is either not started or not using



3.2 e-Health Performance - UHID Visits

UHID Visit % is calculated as (UHID Visits / Total Visit ) \*100



Institutions based on UHID Visits

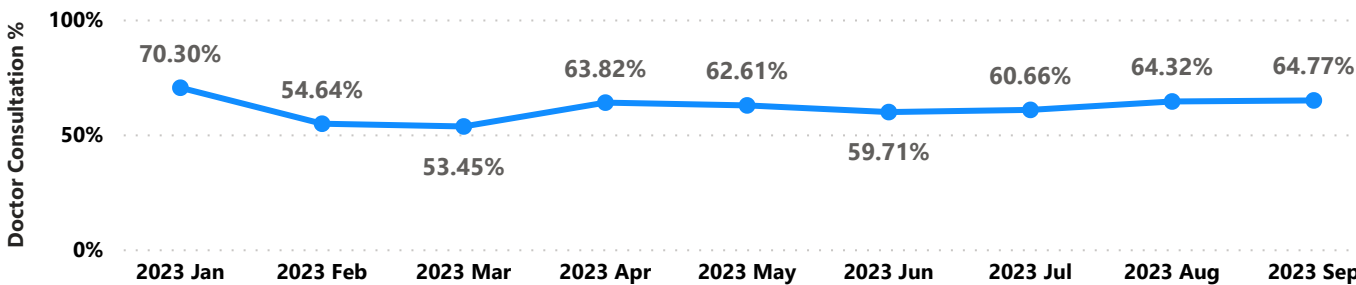
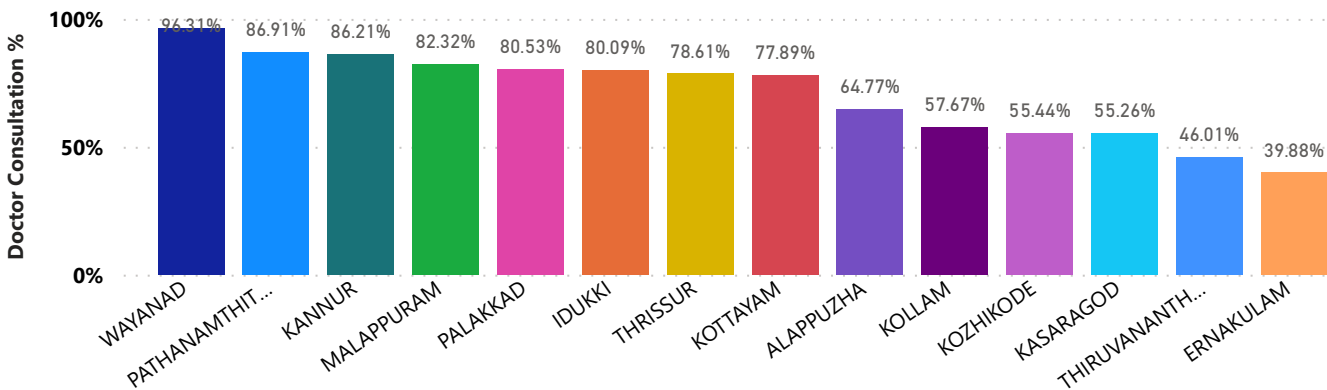
Institutions with atleast 100 UHID visits are listed here.

Hospital	UHID Visit %
Family Health Centre Vettakkal	89.28%
Family Health Centre Purakkad	85.04%
Family Health Centre Punnapra North	78.22%
Family Health Centre Perumbalam	73.48%
Family Health Centre Thottappally	69.57%
Family Health Centre Thamarakulam	69.53%
Family Health Centre Palamel	66.94%
Family Health Centre Cheruthana	63.23%
Family Health Centre Aroor	62.71%
Family Health Centre Panavally	60.44%

Hospital	UHID Visit %
District Hospital Mavelikara	3.90%
Family Health Centre Pallithodu	9.49%
Family Health Centre Nooranad	10.02%
Taluk Hospital Thuravoor	10.19%
Family Health Centre Vayalar	10.30%
Women And Children Hospital Alappuzha	21.33%
Family Health Centre Ezhupunna	34.03%
Family Health Centre Mararikulam North	34.33%
Family Health Centre Cherthala South	37.51%
Family Health Centre Kalavoor	38.80%

3.3 e-Health Performance - Doctor Consultation

Consultation % is calculated as (Doctor Consultation / OP Visits ) \*100



Doctor Consultation Percentage in all Institutions

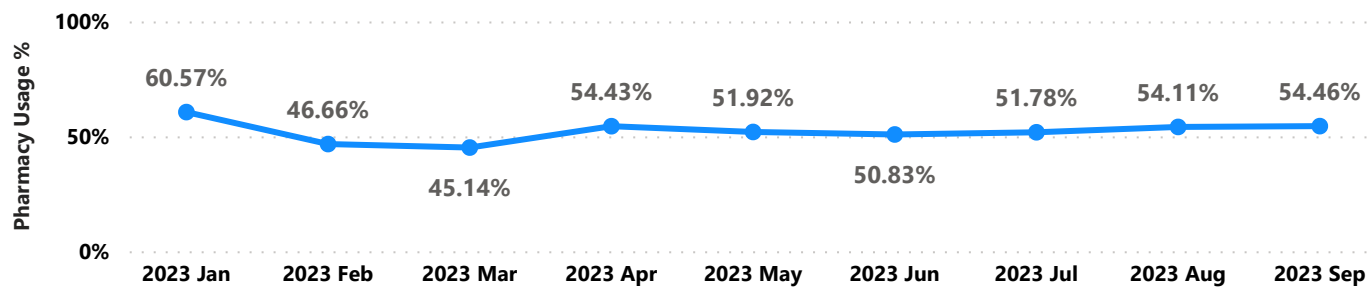
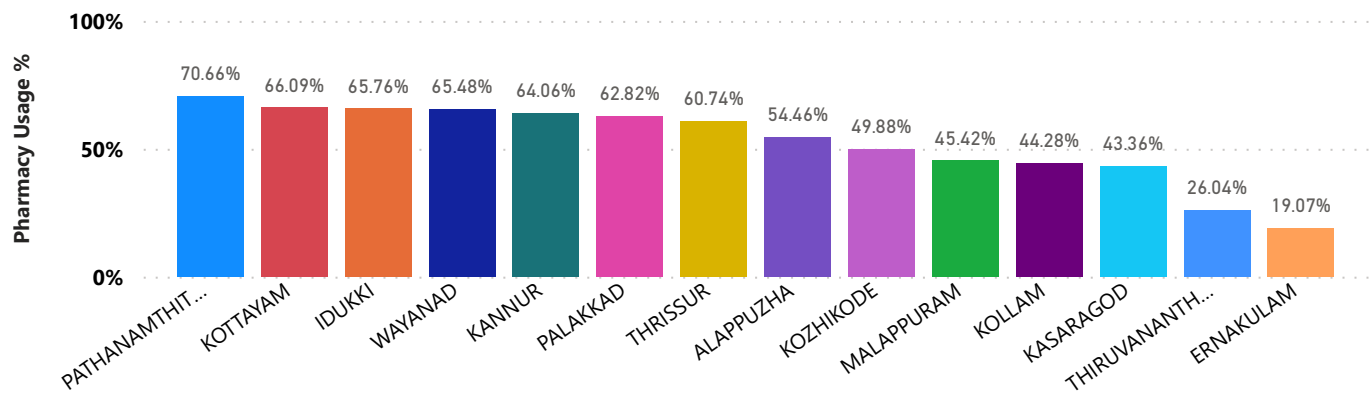
Institutions with atleast 100 UHID visits are listed here.

Hospital	Doctor Consultation %
Family Health Centre Thottappally	100.00%
Family Health Centre Chettikulangara	99.40%
Family Health Centre Palamel	98.94%
Family Health Centre Punnapra North	98.10%
Family Health Centre Cheruthana	97.91%
Family Health Centre Karthikappally	96.89%
Family Health Centre Veeyapuram	95.47%
Family Health Centre Purakkad	94.30%
Family Health Centre Kanjikuzhy	93.58%
Family Health Centre Kalavoor	93.48%

Hospital	Doctor Consultation %
Family Health Centre Nooranad	0.06%
District Hospital Mavelikara	7.44%
Family Health Centre Kandalloor	21.33%
Family Health Centre Vayalar	45.31%
Family Health Centre Cherthala South	48.60%
Family Health Centre Mararikulam North	49.46%
Women And Children Hospital Alappuzha	53.85%
Family Health Centre Bharanikavu	66.49%
Urban Primary Health Centre Cheravally	69.89%
Family Health Centre Perumbalam	74.96%

3.4 e-Health Performance - Pharmacy Usage

Pharmacy % is calculated as (Pharmacy Prescriptions/ Total Visits ) \*100



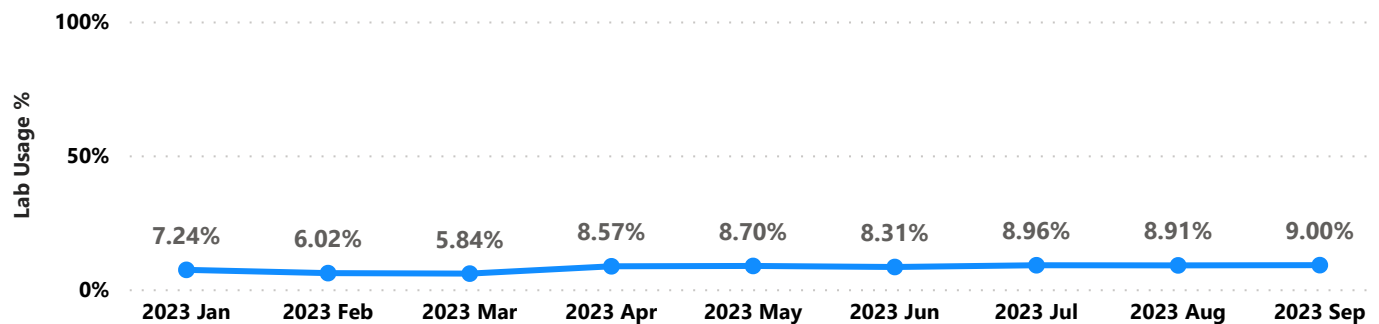
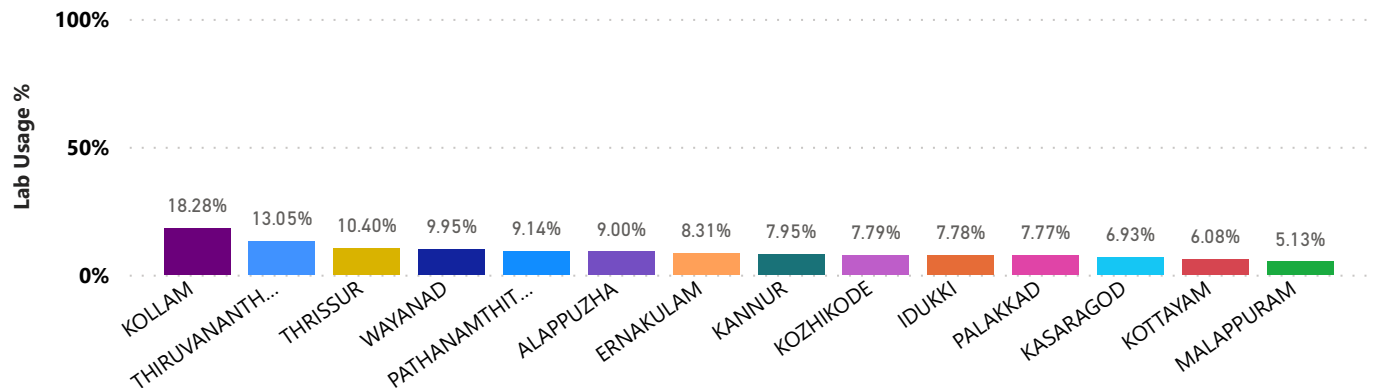
Pharmacy Usage in all Institutions

Institutions with atleast 100 UHID visits are listed here.

Hospital	Pharmacy Usage %	Hospital	Pharmacy Usage %
Family Health Centre Cheruthana	94.48%	Family Health Centre Nooranad	0.06%
Family Health Centre Punnapra North	92.96%	District Hospital Mavelikara	4.86%
Family Health Centre Veeyapuram	90.22%	Family Health Centre Kandalloor	21.20%
Family Health Centre Vettakkal	89.83%	Women And Children Hospital Alappuzha	22.00%
Family Health Centre Chettikulangara	89.40%	Family Health Centre Vayalar	23.81%
Family Health Centre Purakkad	86.02%	Family Health Centre Cherthala South	47.26%
Family Health Centre Kanjikuzhy	85.42%	Family Health Centre Mararikulam North	47.29%
Family Health Centre Pallipuram	84.83%	Family Health Centre Ezhupunna	47.55%
Family Health Centre Pallithodu	83.97%	Family Health Centre Thottappally	50.00%
Family Health Centre Arattupuzha	83.12%	Family Health Centre Karthikappally	58.93%

3.5 e-Health Performance - Lab Usage

Lab % is calculated as (Lab Prescriptions/ Total Visits ) \*100



Lab Usage in all Institutions

Institutions with atleast 100 UHID visits are listed here.

Hospital	Lab Usage %
Family Health Centre Thottappally	52.17%
Family Health Centre Purakkad	22.71%
Urban Primary Health Centre Cheravally	18.01%
Urban Primary Health Centre Mullathu Valappu	17.50%
Family Health Centre Perumbalam	14.76%
Family Health Centre Panavally	14.67%
Taluk Hospital Thuravoor	14.61%
Family Health Centre Bharanikavu	14.15%
Women And Children Hospital Alappuzha	13.42%
Family Health Centre Mararikulam North	11.78%

Hospital	Lab Usage %
Family Health Centre Nooranad	0.00%
Family Health Centre Cherthala South	0.11%
Family Health Centre Kandalloor	1.84%
Family Health Centre Karthikappally	2.53%
Family Health Centre Chettikulangara	2.89%
Family Health Centre Kalavoor	4.26%
District Hospital Mavelikara	4.61%
Family Health Centre Cheruthana	5.14%
Family Health Centre Thamarakulam	5.72%
Family Health Centre Veeyapuram	5.74%
Family Health Centre Pallipuram	6.78%



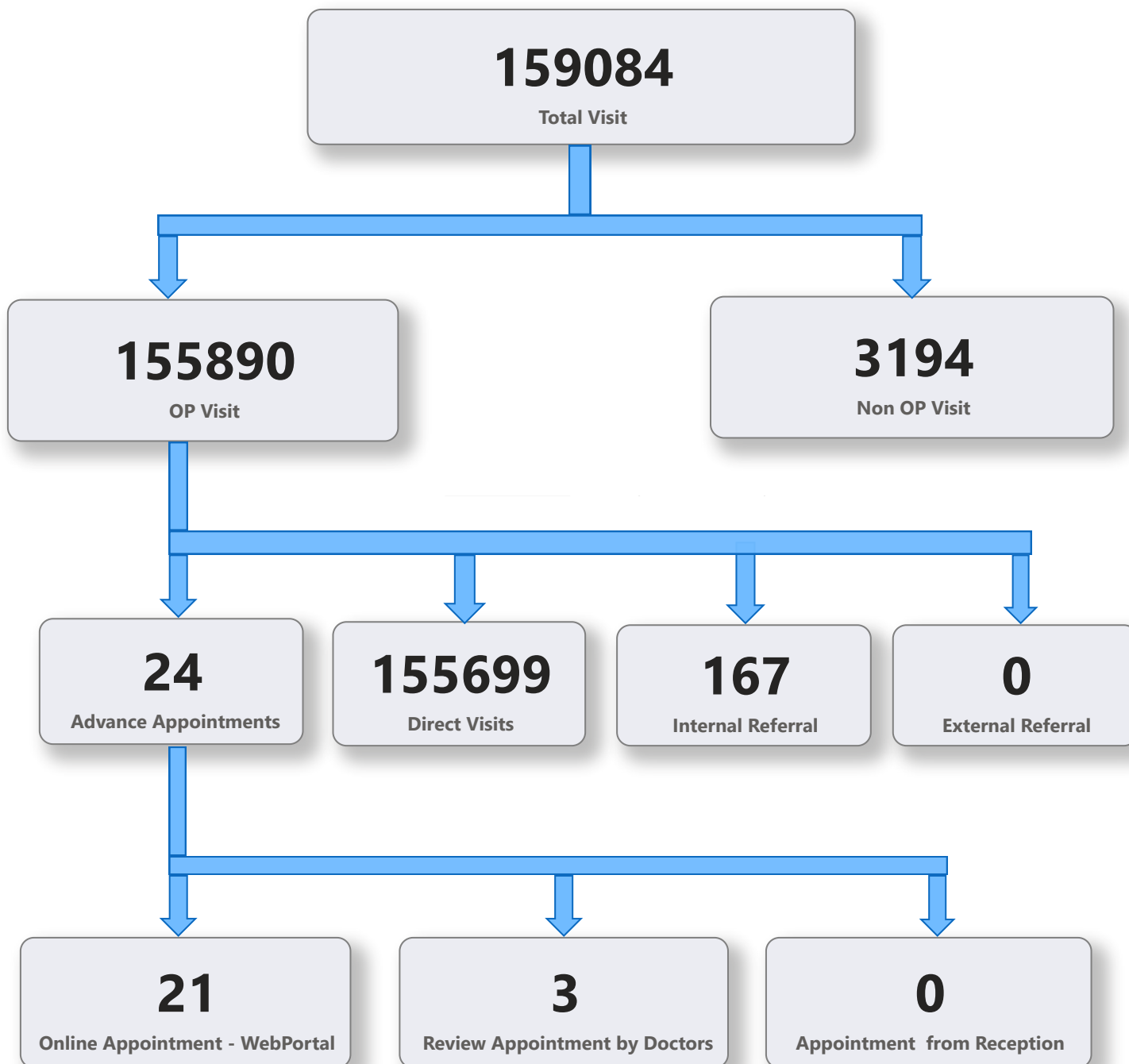
4. Status of Modules Usage in Hospitals

District wise status of live institutions and the count of various modules [Reception, OP Consultation, Lab, Pharmacy] started / functional.

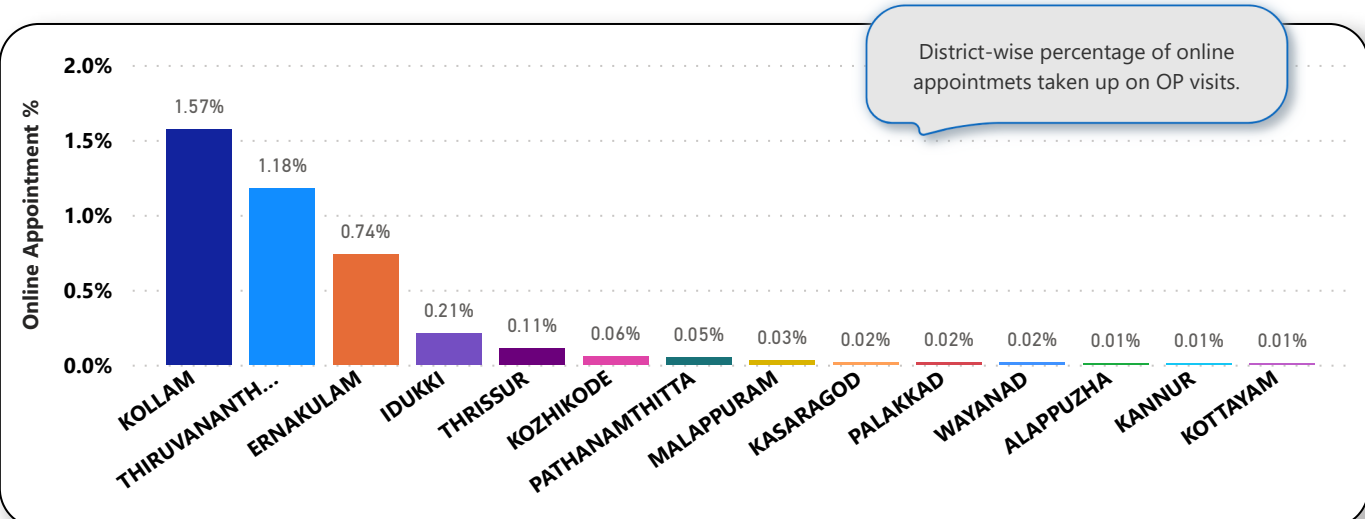
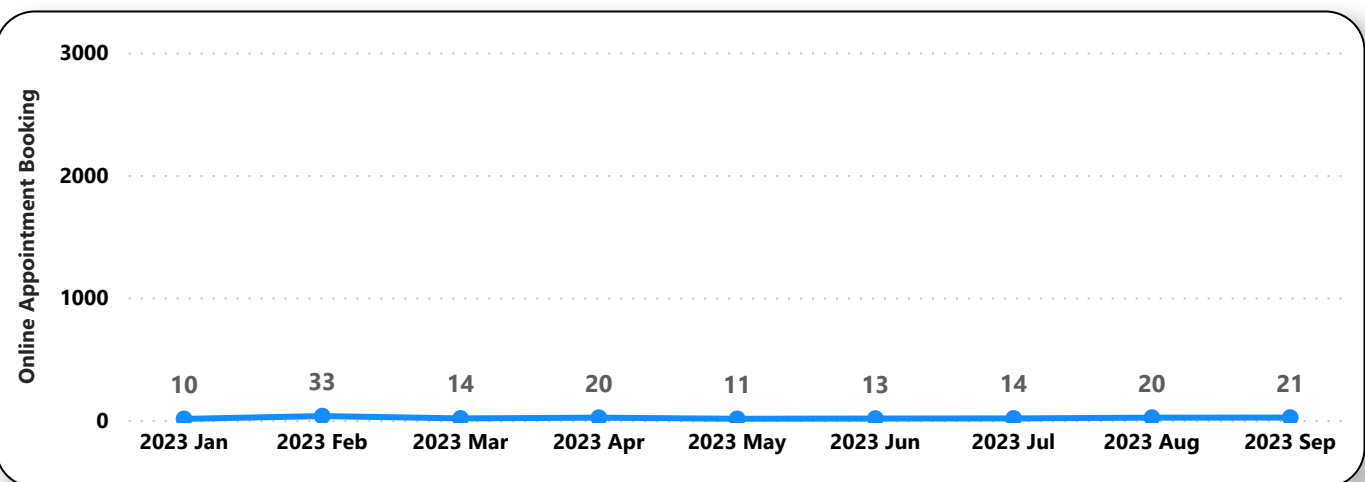
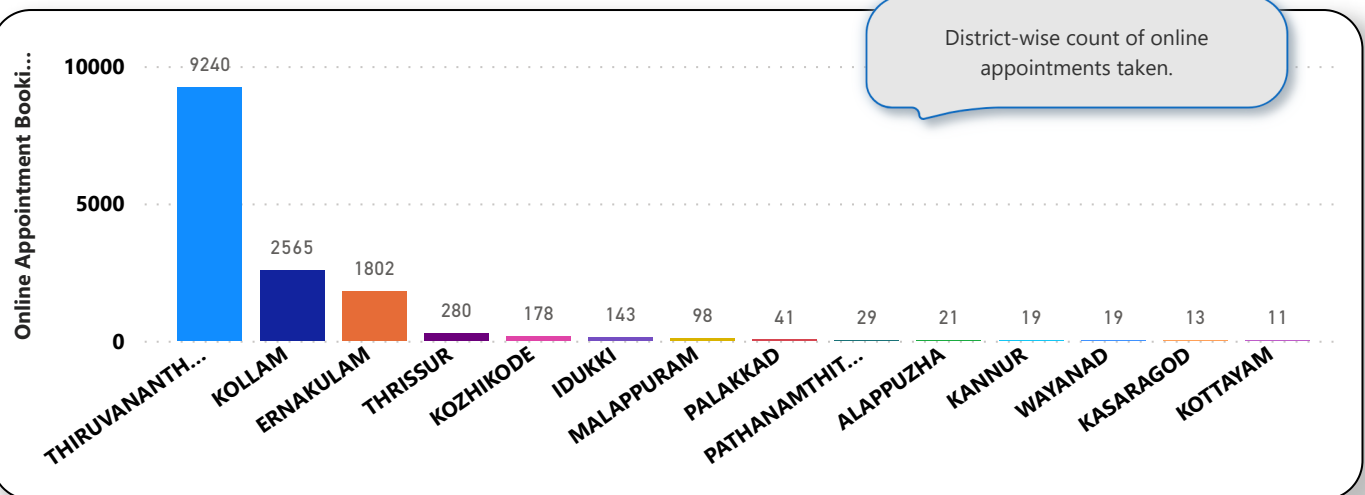
District Name	Live Institutions	Reception	Consultation	Lab	Pharmacy
THIRUVANANTHAPURAM	102	95 (93.1%)	91 (89.2%)	79 (77.5%)	74 (72.5%)
THRISSUR	69	60 (87.%)	57 (82.6%)	54 (78.3%)	54 (78.3%)
KOZHIKODE	54	44 (81.5%)	35 (64.8%)	35 (64.8%)	35 (64.8%)
MALAPPURAM	53	50 (94.3%)	49 (92.5%)	42 (79.2%)	40 (75.5%)
ERNAKULAM	47	38 (80.9%)	33 (70.2%)	21 (44.7%)	16 (34.%)
PALAKKAD	44	43 (97.7%)	40 (90.9%)	33 (75.%)	32 (72.7%)
KANNUR	39	35 (89.7%)	33 (84.6%)	27 (69.2%)	29 (74.4%)
ALAPPUZHA	31	29 (93.5%)	28 (90.3%)	26 (83.9%)	28 (90.3%)
KOTTAYAM	31	27 (87.1%)	25 (80.6%)	19 (61.3%)	24 (77.4%)
KOLLAM	30	29 (96.7%)	29 (96.7%)	26 (86.7%)	27 (90.%)
KASARAGOD	23	19 (82.6%)	17 (73.9%)	12 (52.2%)	16 (69.6%)
IDUKKI	20	19 (95.%)	18 (90.%)	14 (70.%)	18 (90.%)
PATHANAMTHITTA	19	18 (94.7%)	17 (89.5%)	15 (78.9%)	15 (78.9%)
WAYANAD	17	17 (100.%)	17 (100.%)	16 (94.1%)	17 (100.%)
Total	579	523 (90.3%)	489 (84.5%)	419 (72.4%)	425 (73.4%)



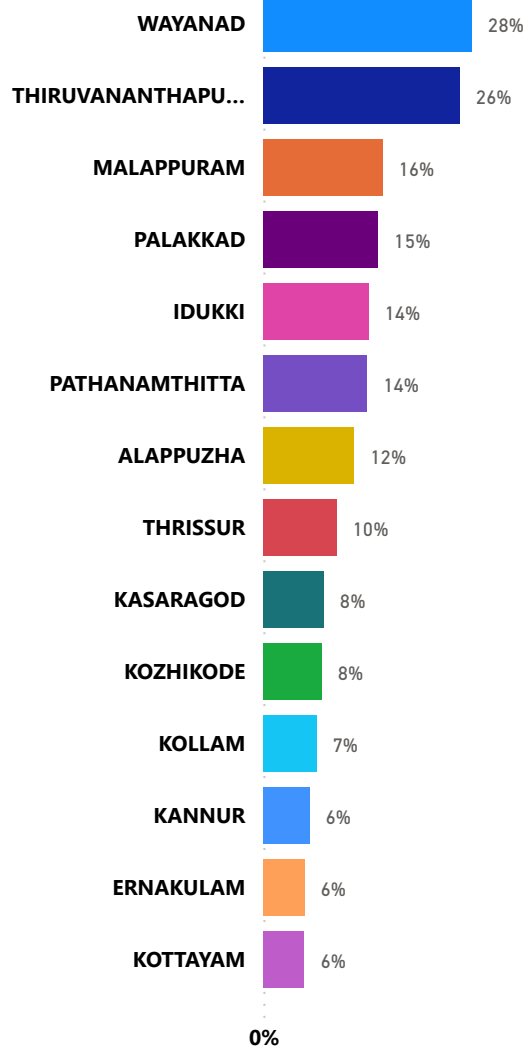
**5. Appointment Booking in Hospitals (except Medical Colleges)**



## 5. 1 Online Appointment Booking in Hospitals (except Medical Colleges)



6. eHealth Performance - Reach



Reach indicates the percentage of population availing services through eHealth. The formula used to calculate is (Number of UHID registered / Population) \* 100 %.

7. Public Health Survey Status

