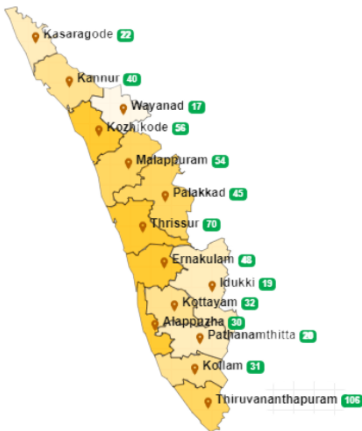


1. eHealth Kerala - Vital Statistics

Live Institutions	48
Medical College Hospitals	1
PHCs/FHCs	36
CHCs	0
DHs/GHs	1
PH Labs	0
Other(Inc UPHCs,Taluk Hospitals)	10



2. Highlights



- Reception module started in 38 out of 47 institutions of the district.
- The district remains at 3rd position in Online Appointment Booking percentage calculated upon OP Visits.



- The district is at last position in overall ranking based on district performance in providing eHealth services through all institutions except Medical Colleges.
- The district remains at position 13 in UHID Visits with the value of 17.38%.
- The district remains at last position in Doctor Consultation nearly 40%.
- Ernakulam district is at last position in Pharmacy Usage with 19%.
- The district is at position 8 in house survey completion (2.19%) and at position 12 in member survey completion (0.01%).

3. eHealth - District Ranking Matrix Based on Performance of all Institutions (except Medical Colleges)

The ranking matrix showcase the district performance in providing eHealth services through all institutions (except Medical Colleges) based on six different parameters. These parameters include whether the reception module is started or not, UHID Visits, Doctor Consultation, Pharmacy Usage, Lab Usage and number of Live Institutions. Based on the ranking, the districts are classified into three broad categories, the best performing districts, the average performing districts and the low performing districts.

The best performing districts should strive to continue to remain in the same position, whereas the average performing as well as the low performing districts should strive to reach to the 'top four' league.

The ranking matrix for the month of September '23 is given below:

Rank	District
1	WAYANAD
2	PATHANAMTHITTA
3	IDUKKI, PALAKKAD
4	THRISSUR
5	KANNUR, KOLLAM, KOTTAYAM
6	ALAPPUZHA, MALAPPURAM
7	KOZHIKODE, THIRUVANANTHAPURAM
8	KASARAGOD
9	ERNAKULAM

- Best performing
- Average performing
- Low performing

3. eHealth - Institution Level Ranking (except Medical Colleges)

Hospital	Rank
Family Health Centre Eroor	1
Family Health Centre Munambam	1
Fhc Kadavoor	2
Family Health Centre Mulavukad	3
Family Health Centre Maneed	4
Urban Primary Health Centre Kalamassery	4
Family Health Centre Karumallor	5
Family Health Centre Kottappady	5
Urban Primary Health Centre Thrikkakara	5
Family Health Centre Palakuzha	6
Family Health Centre Thirumarady	6
Family Health Centre Vazhakulam	6
Family Health Centre Chittattukara	7
Family Health Centre Neriyamangalam	7
Family Health Centre Punnekkad	7
Family Health Centre Thuravoor	7
Urban Primary Health Centre Tripunithura	7
Family Health Centre Manjalloor	8
Family Health Centre Mazhuvannoor	8
Family Health Centre Parakadavu	8
Family Health Centre Okkal	9
Family Health Centre Thiruvaniyoor	9

Hospital	Rank
Urban Primary Health Centre Thammanam	14
Family Health Centre Cheranelloore	13
Taluk Headquarters Hospital Kothamangalam	13
Family Health Centre Alangad	12
Family Health Centre Edavanakkad	12
Family Health Centre Gothuruth	12
Family Health Centre Kodanadu	12
Family Health Centre Koonammavu	12
Family Health Centre Kuttampuzha	12
Family Health Centre Manjapra	12
Family Health Centre Rayamangalam	12
Family Health Centre Thiruvankulam	12
Taluk Headquarters Hospital Thripunithura	12
Urban Primary Health Centre Edakochi	12
Family Health Centre Ayyampuzha	11
Family Health Centre Cheruvattoor	11
Family Health Centre Chowara	10
Urban Primary Health Centre Moolamkuzhy	10
Family Health Centre Okkal	9
Family Health Centre Thiruvaniyoor	9
General Hospital Ernakulam	9

3.1 eHealth Performance - Reception Module

Reception Module is considered to be functional in an institution only if the number of total visits for the month is of minimum 500.

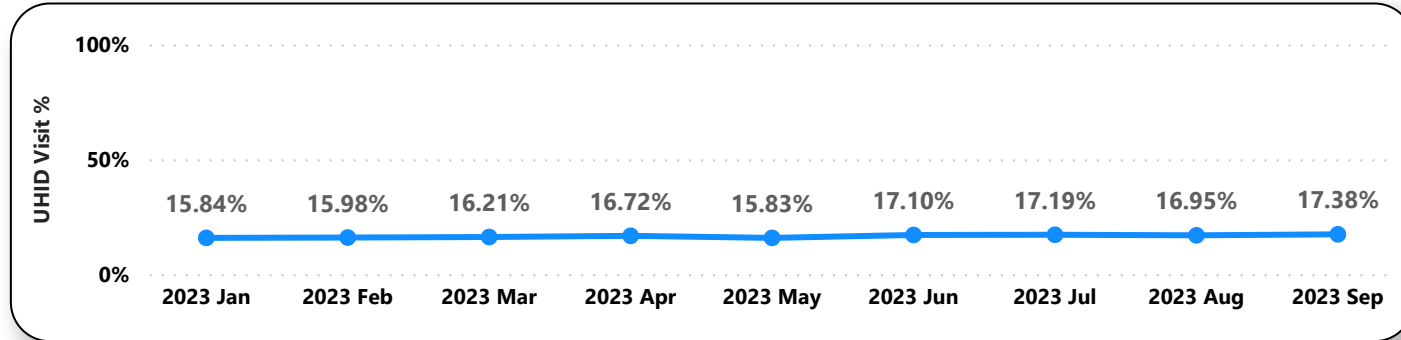
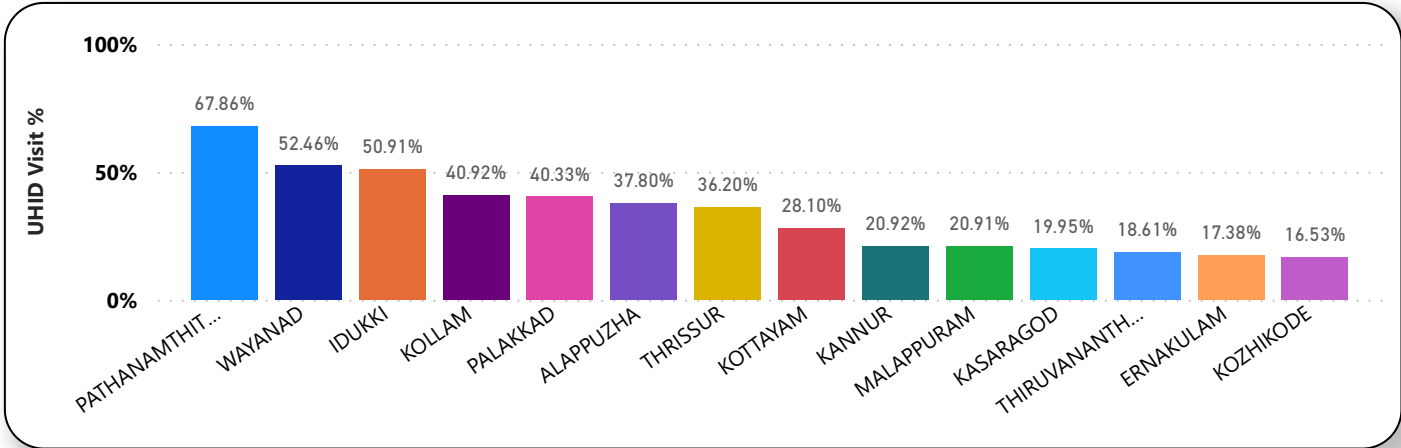
District	Institution Count	Institutions with Reception	% of institutions with Reception
PALAKKAD	44	44	100.00%
WAYANAD	17	17	100.00%
ALAPPUZHA	31	30	96.77%
KOLLAM	30	29	96.67%
IDUKKI	20	19	95.00%
PATHANAMTHITTA	19	18	94.74%
MALAPPURAM	53	50	94.34%
THIRUVANANTHAPURAM	102	95	93.14%
KANNUR	39	35	89.74%
KOTTAYAM	31	27	87.10%
THRISSUR	69	60	86.96%
KASARAGOD	23	19	82.61%
KOZHIKODE	54	44	81.48%
ERNAKULAM	47	38	80.85%

Hospital Name
URBAN PRIMARY HEALTH CENTRE THAMMANAM
TALUK HOSPITAL PALLURUTHY
TALUK HEADQUARTERS HOSPITAL KOTHAMANGALAM
FAMILY HEALTH CENTRE PAIPRA
FAMILY HEALTH CENTRE NAYARAMBALM
FAMILY HEALTH CENTRE EDAPPALLY
FAMILY HEALTH CENTRE CHERANELLOORE
FAMILY HEALTH CENTRE CHELLANAM
COCHIN CANCER RESEARCH CENTER

Institutions where the reception module is either not started or not using

3.2 e-Health Performance - UHID Visits

UHID Visit % is calculated as (UHID Visits / Total Visit) *100



Institutions based on UHID Visits

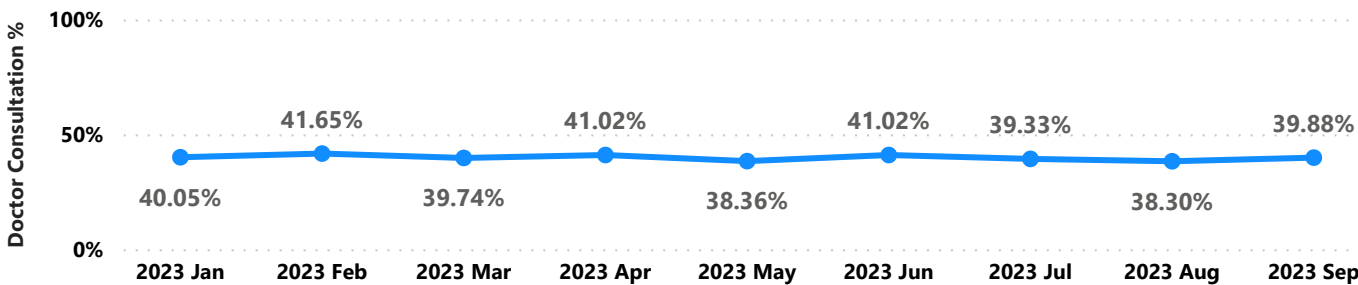
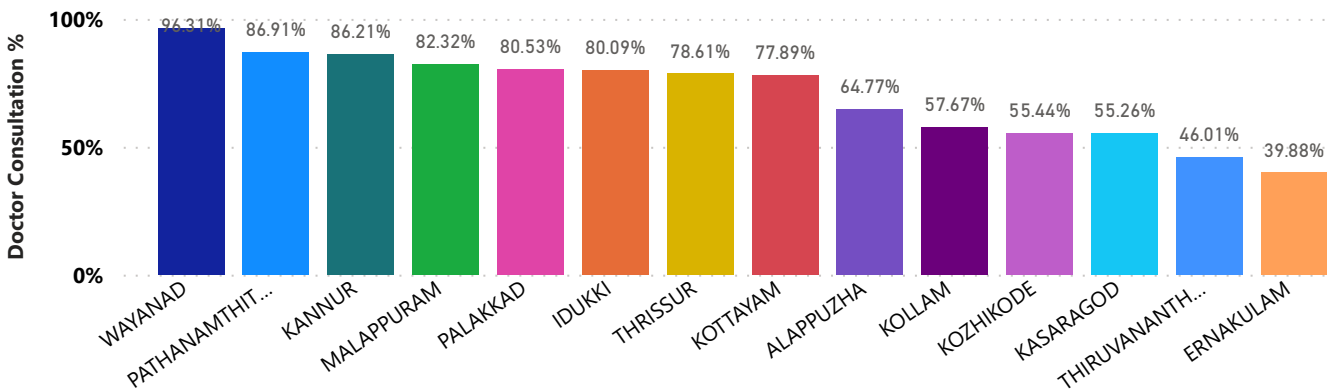
Institutions with atleast 100 UHID visits are listed here.

Hospital	UHID Visit %
Family Health Centre Munambam	83.50%
Fhc Kadavoor	64.22%
Family Health Centre Eroor	61.10%
Family Health Centre Punnekkad	58.72%
Family Health Centre Palakuzha	54.39%
Family Health Centre Maneed	51.38%
Family Health Centre Thirumarady	49.67%
Family Health Centre Neriyamangalam	38.40%
Family Health Centre Thuravoor	37.11%
Urban Primary Health Centre Kalamassery	36.14%

Hospital	UHID Visit %
Family Health Centre Karumallor	2.04%
Family Health Centre Koonammavu	3.59%
Family Health Centre Kodanadu	4.25%
Family Health Centre Mulavukad	6.37%
Family Health Centre Edavanakkad	6.97%
Urban Primary Health Centre Thrikkakara	8.44%
Family Health Centre Manjapra	8.92%
Urban Primary Health Centre Tripunithura	9.88%
Family Health Centre Rayamangalam	11.18%
General Hospital Ernakulam	12.17%

3.3 e-Health Performance - Doctor Consultation

Consultation % is calculated as (Doctor Consultation / OP Visits) *100



Doctor Consultation Percentage in all Institutions

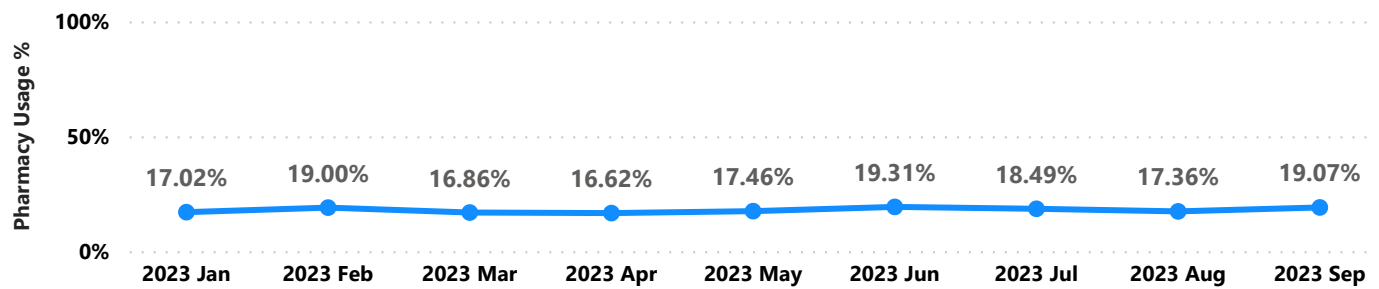
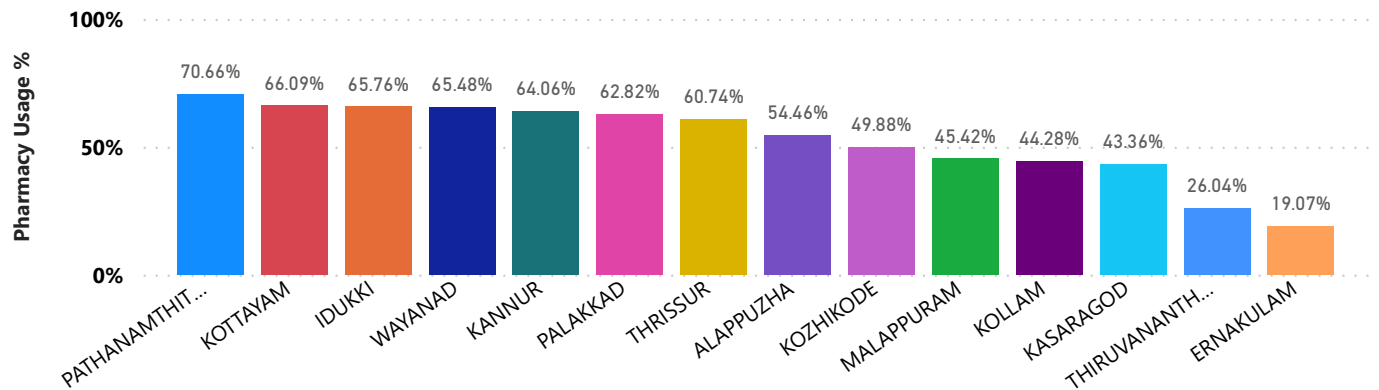
Institutions with atleast 100 UHID visits are listed here.

Hospital	Doctor Consultation %
Family Health Centre Eroor	99.98%
Family Health Centre Thirumarady	99.42%
Fhc Kadavoor	98.07%
Family Health Centre Mulavukad	96.84%
Family Health Centre Munambam	95.27%
Urban Primary Health Centre Kalamassery	94.94%
Family Health Centre Mazhuvannoor	94.38%
Urban Primary Health Centre Tripunithura	89.59%
Family Health Centre Palakuzha	88.76%
Family Health Centre Karumallor	85.37%

Hospital	Doctor Consultation %
Family Health Centre Edavanakkad	0.00%
General Hospital Ernakulam	4.54%
Family Health Centre Thiruvaniyoor	25.37%
Family Health Centre Punnekkad	35.12%
Family Health Centre Manjapra	37.07%
Family Health Centre Koonammavu	45.51%
Family Health Centre Kodanadu	48.41%
Family Health Centre Cheruvattoor	48.69%
Family Health Centre Rayamangalam	49.98%
Urban Primary Health Centre Meelambur	51.59%

3.4 e-Health Performance - Pharmacy Usage

Pharmacy % is calculated as (Pharmacy Prescriptions/ Total Visits) *100



Pharmacy Usage in all Institutions

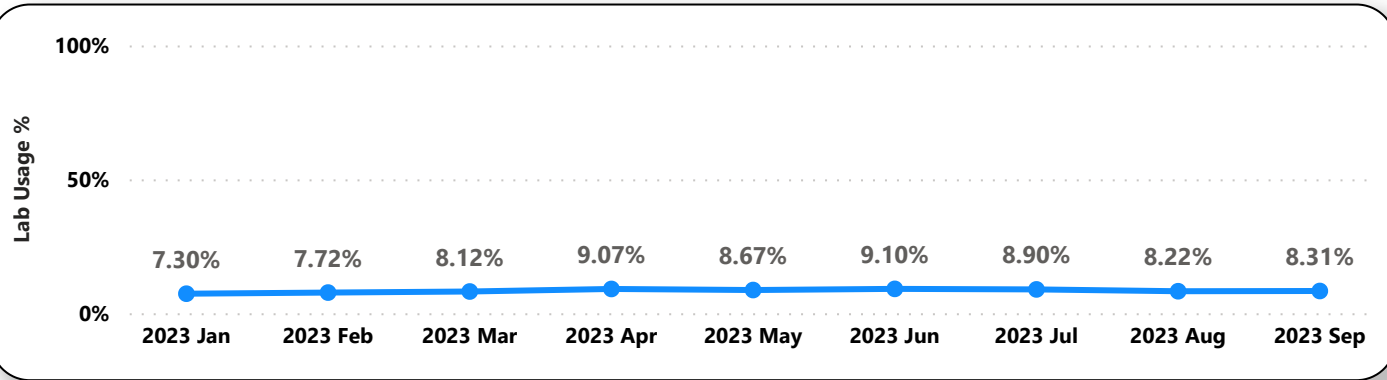
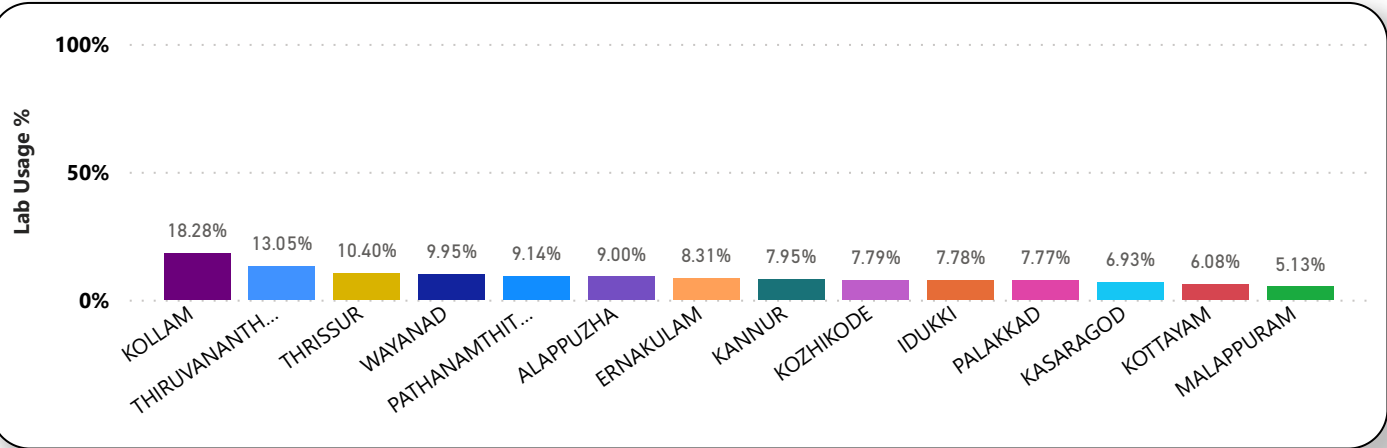
Institutions with atleast 100 UHID visits are listed here.

Hospital	Pharmacy Usage %
Family Health Centre Mulavukad	93.49%
Fhc Kadavoor	91.03%
Family Health Centre Eroor	88.37%
Family Health Centre Munambam	85.86%
Urban Primary Health Centre Kalamassery	84.01%
Family Health Centre Karumallor	73.91%
Family Health Centre Kottappady	73.20%
Urban Primary Health Centre Thrikkakara	70.32%
Family Health Centre Maneed	65.46%
Family Health Centre Vazhakulam	61.39%

Hospital	Pharmacy Usage %
Family Health Centre Edavanakkad	0.00%
Family Health Centre Manjalloor	0.00%
Family Health Centre Kodanadu	0.01%
Family Health Centre Koonammavu	0.03%
Family Health Centre Chittattukara	0.04%
Family Health Centre Manjapra	0.16%
Family Health Centre Punnekkad	0.31%
General Hospital Ernakulam	0.98%
Family Health Centre Palakuzha	6.73%
Family Health Centre Neriyaamangalam	8.29%

3.5 e-Health Performance - Lab Usage

Lab % is calculated as (Lab Prescriptions/ Total Visits) *100



Lab Usage in all Institutions

Institutions with atleast 100 UHID visits are listed here.

Hospital	Lab Usage %
Family Health Centre Karumallor	34.95%
Urban Primary Health Centre Thrikkakara	26.00%
General Hospital Ernakulam	13.52%
Family Health Centre Maneed	13.25%
Urban Primary Health Centre Tripunithura	13.15%
Family Health Centre Munambam	13.08%
Family Health Centre Mulavukad	12.63%
Family Health Centre Neriyanangalam	8.91%
Family Health Centre Kottappady	8.33%
Family Health Centre Manjalloor	8.29%
Family Health Centre Thiruvaniyoor	8.18%

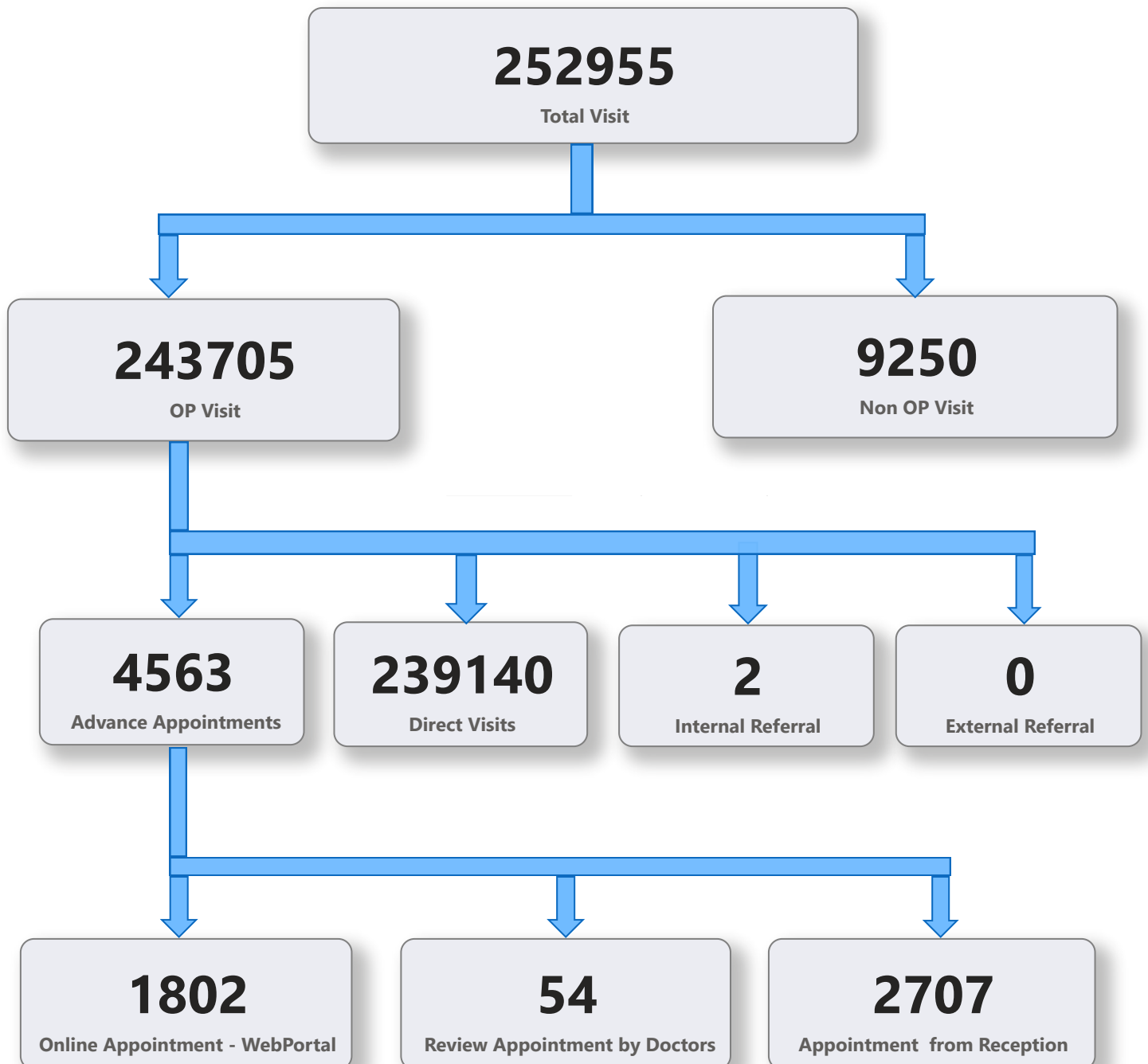
Hospital	Lab Usage %
Family Health Centre Edavanakkad	0.00%
Family Health Centre Thirumarady	0.00%
Urban Primary Health Centre Moolamkuzhy	0.00%
Family Health Centre Koonammavu	0.02%
Family Health Centre Kodanadu	0.75%
Family Health Centre Rayamangalam	0.80%
Family Health Centre Mazhuvannoor	0.83%
Family Health Centre Cheruvattoor	1.23%
Family Health Centre Manjapra	2.28%
Urban Primary Health Centre Kalamassery	3.24%
Fhc Kadavoor	3.86%

4. Status of Modules Usage in Hospitals

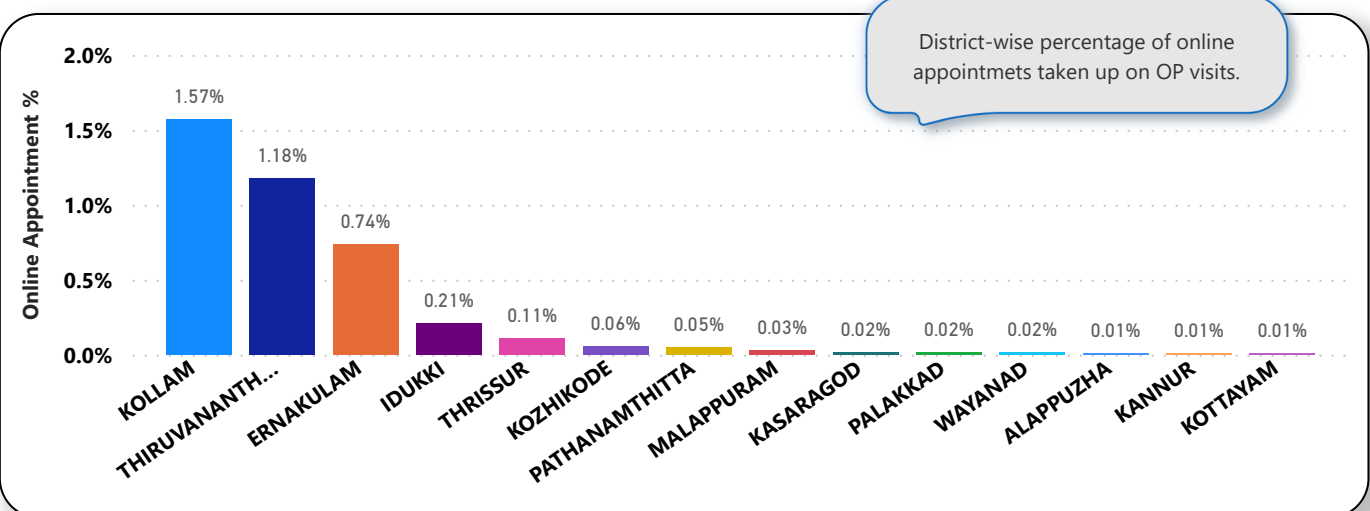
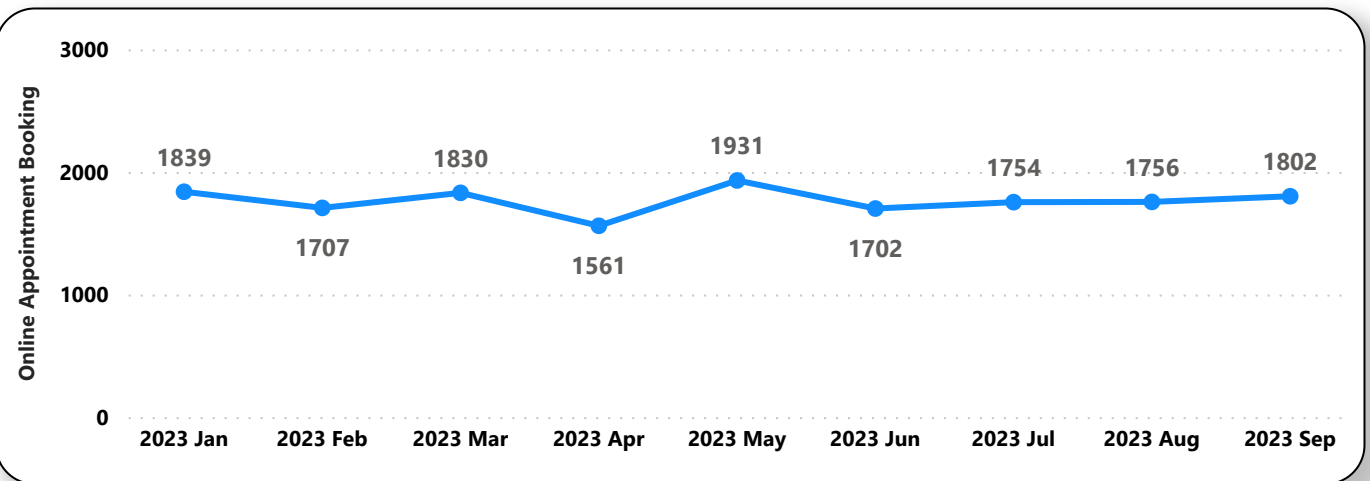
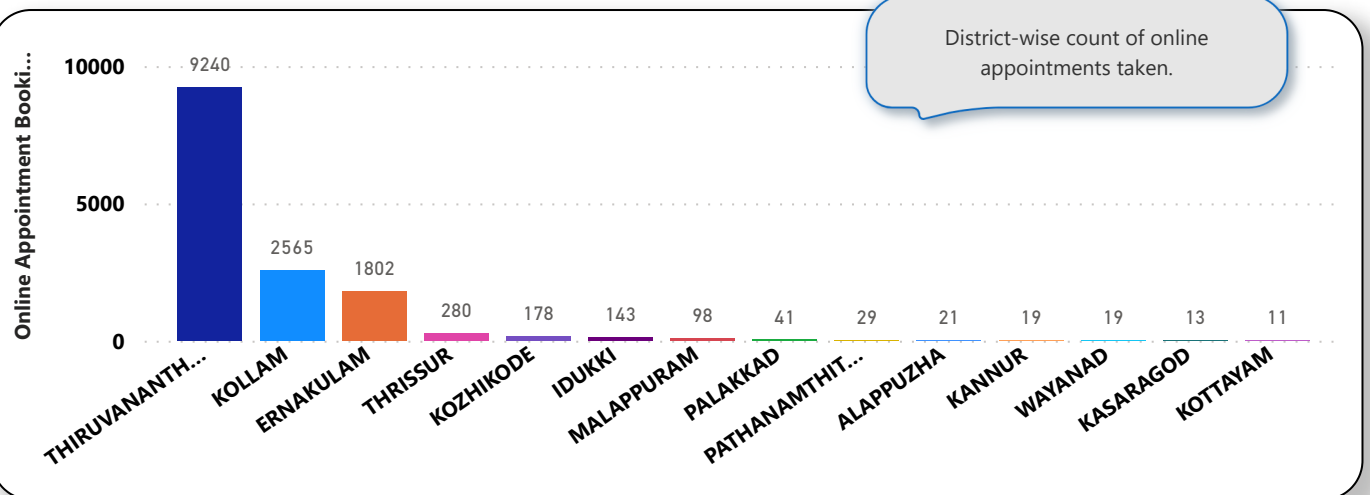
District wise status of live institutions and the count of various modules [Reception, OP Consultation, Lab, Pharmacy] started / functional.

District Name	Live Institutions	Reception	Consultation	Lab	Pharmacy
THIRUVANANTHAPURAM	102	95 (93.1%)	91 (89.2%)	79 (77.5%)	74 (72.5%)
THRISSUR	69	60 (87.%)	57 (82.6%)	54 (78.3%)	54 (78.3%)
KOZHIKODE	54	44 (81.5%)	35 (64.8%)	35 (64.8%)	35 (64.8%)
MALAPPURAM	53	50 (94.3%)	49 (92.5%)	42 (79.2%)	40 (75.5%)
ERNAKULAM	47	38 (80.9%)	33 (70.2%)	21 (44.7%)	16 (34.%)
PALAKKAD	44	43 (97.7%)	40 (90.9%)	33 (75.%)	32 (72.7%)
KANNUR	39	35 (89.7%)	33 (84.6%)	27 (69.2%)	29 (74.4%)
ALAPPUZHA	31	29 (93.5%)	28 (90.3%)	26 (83.9%)	28 (90.3%)
KOTTAYAM	31	27 (87.1%)	25 (80.6%)	19 (61.3%)	24 (77.4%)
KOLLAM	30	29 (96.7%)	29 (96.7%)	26 (86.7%)	27 (90.%)
KASARAGOD	23	19 (82.6%)	17 (73.9%)	12 (52.2%)	16 (69.6%)
IDUKKI	20	19 (95.%)	18 (90.%)	14 (70.%)	18 (90.%)
PATHANAMTHITTA	19	18 (94.7%)	17 (89.5%)	15 (78.9%)	15 (78.9%)
WAYANAD	17	17 (100.%)	17 (100.%)	16 (94.1%)	17 (100.%)
Total	579	523 (90.3%)	489 (84.5%)	419 (72.4%)	425 (73.4%)

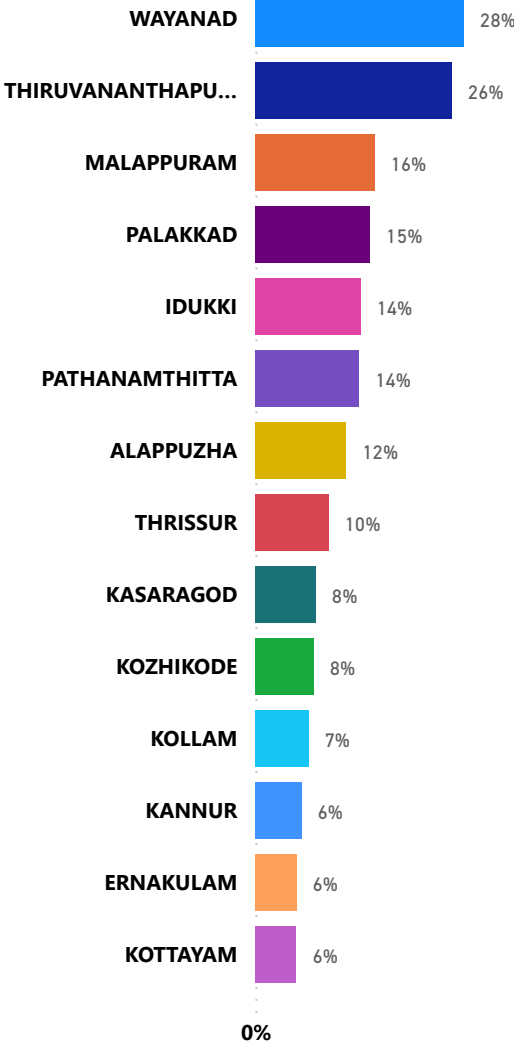
5. Appointment Booking in Hospitals (except Medical Colleges)



5. 1 Online Appointment Booking in Hospitals (except Medical Colleges)



6. eHealth Performance - Reach



Reach indicates the percentage of population availing services through eHealth. The formula used to calculate is (Number of UHID registered / Population) * 100 %.

7. Public Health Survey Status

