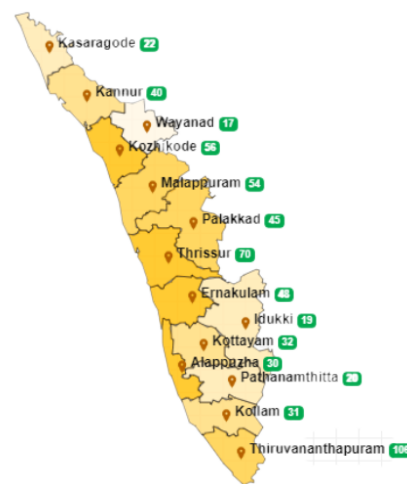


## 1. eHealth Kerala - Vital Statistics

Live Institutions	20
Medical College Hospitals	0
PHCs/FHCs	17
CHCs	1
DHs/GHs	0
PH Labs	0
Other(Inc UPHCs,Taluk Hospitals)	2



## 2. Highlights



- The Idukki district remains at position 3 in overall performance ranking of districts based on all institutions except Medical Colleges.
- The reception module is functional at 19 of 20 Institutions of the district.
- The Idukki district is at :  
position 3 in UHID visits with nearly 51%.  
position 3 in Pharmacy Usage with 66%.
- The district remains at position 5 in reach rank which indicates UHID registration proportionate to the population



- The district moved to position 6 in OP Consultation with 81%.
- Idukki district stands at position 4 in Online Appointment Booking percentage(0.21%) calculated upon OP visits.
- The district is at position 2 in the house survey completion (43.25%) and at position 5 in member survey completion (0.13%).

3. eHealth - District Ranking Matrix Based on Performance of all Institutions (except Medical Colleges)

The ranking matrix showcase the district performance in providing eHealth services through all institutions (except Medical Colleges) based on six different parameters. These parameters include whether the reception module is started or not, UHID Visits, Doctor Consultation, Pharmacy Usage, Lab Usage and number of Live Institutions. Based on the ranking, the districts are classified into three broad categories, the best performing districts, the average performing districts and the low performing districts.

The best performing districts should strive to continue to remain in the same position, whereas the average performing as well as the low performing districts should strive to reach to the 'top four' league.

The ranking matrix for the month of September '23 is given below:

Rank	District
1	WAYANAD
2	PATHANAMTHITTA
3	IDUKKI, PALAKKAD
4	THRISSUR
5	KANNUR, KOLLAM, KOTTAYAM
6	ALAPPUZHA, MALAPPURAM
7	KOZHIKODE, THIRUVANANTHAPURAM
8	KASARAGOD
9	ERNAKULAM

- Best performing
- Average performing
- Low performing

3. eHealth - Institution Level Ranking (except Medical Colleges)

Hospital	Rank
Family Health Centre Alakode	1
Family Health Centre Bison Valley	1
Family Health Centre Elamdesom	1
Family Health Centre Kumaramangalam	1
Family Health Centre Karimkunnam	2
Family Health Centre Kumily	2
Family Health Centre Peruvanthanam	2
Family Health Centre Udumbanchola	2
Family Health Centre Kamakshy	3
Family Health Centre Kanchiyar	3
Family Health Centre Kudayathur	3
Family Health Centre Mariyapuram	3
Family Health Centre Rajakumary	3
Family Health Centre Arakulam	4
Family Health Centre Muttom	5
Family Health Centre Vattavada	5
Urban Primary Health Centre Parakkadavu	5
Family Health Centre Konnathady	6
Taluk Headquarters Hospital Nedumkandam	7
Family Health Centre Karunapuram	8

3.1 eHealth Performance - Reception Module

Reception Module is considered to be functional in an institution only if the number of total visits for the month is of minimum 500.

District	Institution Count	Institutions with Reception	% of institutions with Reception
PALAKKAD	44	44	100.00%
WAYANAD	17	17	100.00%
ALAPPUZHA	31	30	96.77%
KOLLAM	30	29	96.67%
IDUKKI	20	19	95.00%
PATHANAMTHITTA	19	18	94.74%
MALAPPURAM	53	50	94.34%
THIRUVANANTHAPURAM	102	95	93.14%
KANNUR	39	35	89.74%
KOTTAYAM	31	27	87.10%
THRISSUR	69	60	86.96%
KASARAGOD	23	19	82.61%
KOZHIKODE	54	44	81.48%
ERNAKULAM	47	38	80.85%



Hospital Name

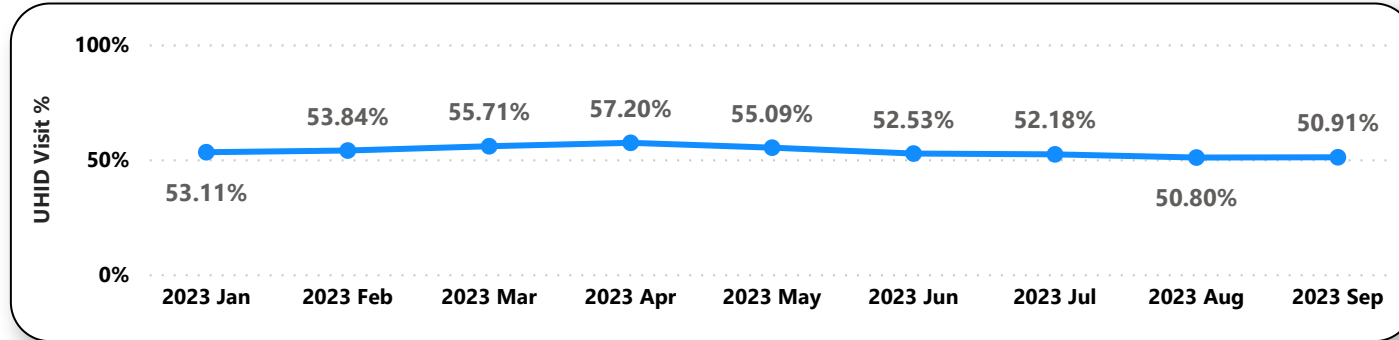
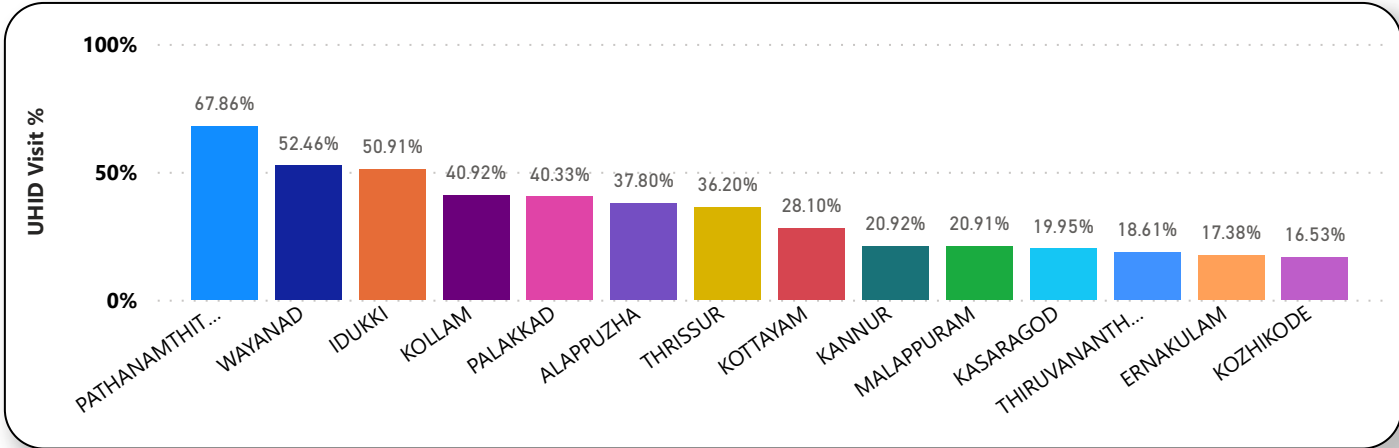
FAMILY HEALTH CENTRE KARUNAPURAM

Institutions where the reception module is either not started or not using



3.2 e-Health Performance - UHID Visits

UHID Visit % is calculated as (UHID Visits / Total Visit ) \*100



Institutions based on UHID Visits

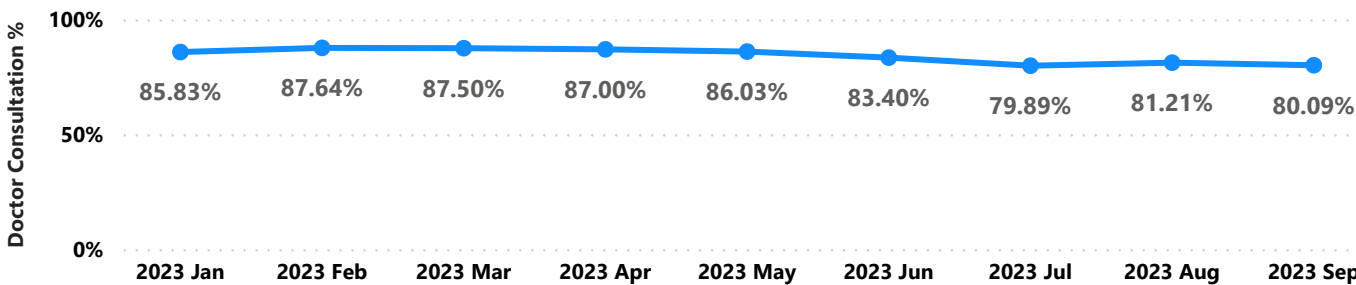
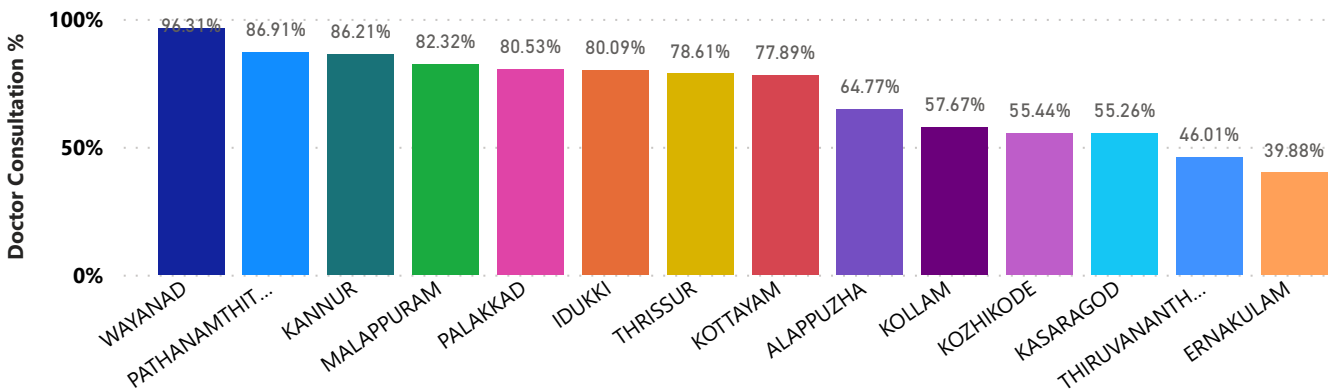
Institutions with atleast 100 UHID visits are listed here.

Hospital	UHID Visit %
Family Health Centre Kudayathur	77.52%
Family Health Centre Alakode	76.20%
Family Health Centre Kumaramangalam	73.76%
Family Health Centre Elamdesom	70.69%
Family Health Centre Bison Valley	69.15%
Family Health Centre Peruvanthanam	64.03%
Family Health Centre Konnathady	62.56%
Family Health Centre Arakulam	59.68%
Family Health Centre Mariyapuram	59.19%
Family Health Centre Rajakumary	57.73%

Hospital	UHID Visit %
Taluk Headquarters Hospital Nedumkandam	3.68%
Family Health Centre Muttom	32.29%
Urban Primary Health Centre Parakkadavu	40.68%
Family Health Centre Vattavada	42.69%
Family Health Centre Kamakshy	48.92%
Family Health Centre Kumily	48.97%
Family Health Centre Udumbanchola	51.15%
Family Health Centre Kanchiyar	56.26%
Family Health Centre Karimkunnam	57.03%
Family Health Centre Rajakumary	57.73%

3.3 e-Health Performance - Doctor Consultation

Consultation % is calculated as (Doctor Consultation / OP Visits ) \*100



Doctor Consultation Percentage in all Institutions

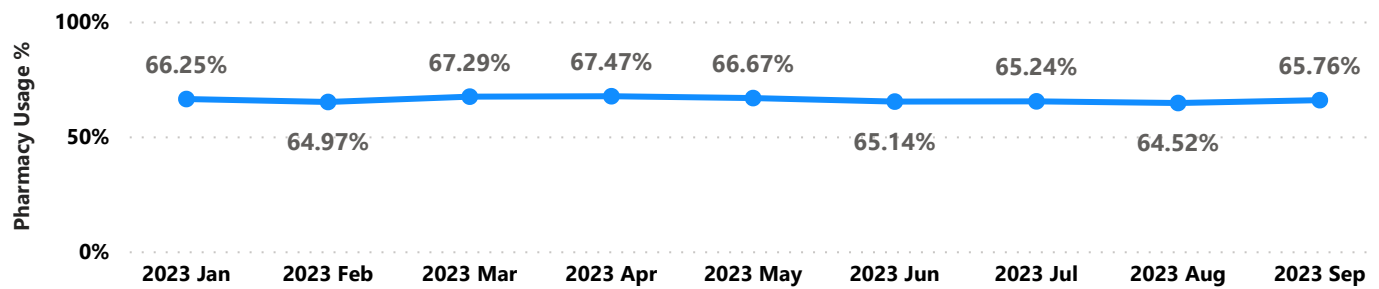
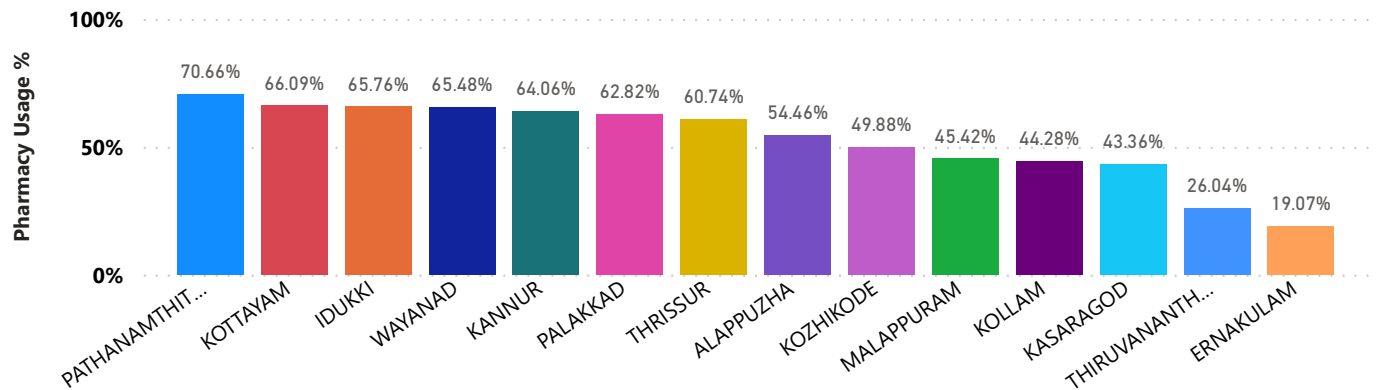
Institutions with atleast 100 UHID visits are listed here.

Hospital	Doctor Consultation %
Family Health Centre Kudayathur	99.67%
Family Health Centre Kumaramangalam	99.67%
Family Health Centre Kumily	99.62%
Family Health Centre Elamdesom	99.24%
Family Health Centre Arakulam	98.74%
Family Health Centre Alakode	98.54%
Family Health Centre Bison Valley	98.10%
Family Health Centre Udumbanchola	96.53%
Family Health Centre Karimkunnam	95.71%
Family Health Centre Kamakshy	94.28%

Hospital	Doctor Consultation %
Taluk Headquarters Hospital Nedumkandam	0.00%
Family Health Centre Konnathady	61.73%
Family Health Centre Vattavada	63.45%
Urban Primary Health Centre Parakkadavu	68.08%
Family Health Centre Peruvanthanam	83.82%
Family Health Centre Mariyapuram	88.76%
Family Health Centre Kanchiyar	90.77%
Family Health Centre Muttom	91.46%
Family Health Centre Rajakumary	91.67%
Family Health Centre Kamakshy	94.28%

3.4 e-Health Performance - Pharmacy Usage

Pharmacy % is calculated as (Pharmacy Prescriptions/ Total Visits ) \*100



Pharmacy Usage in all Institutions

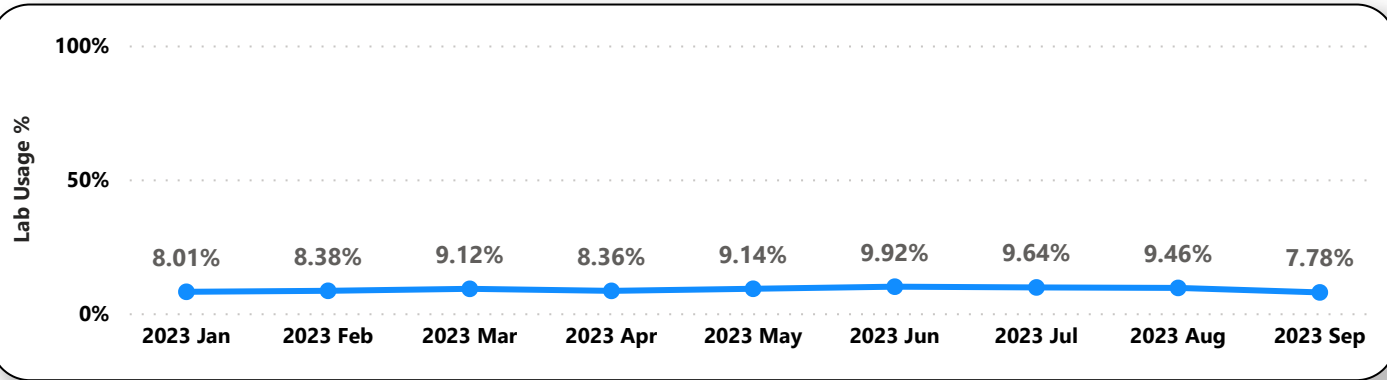
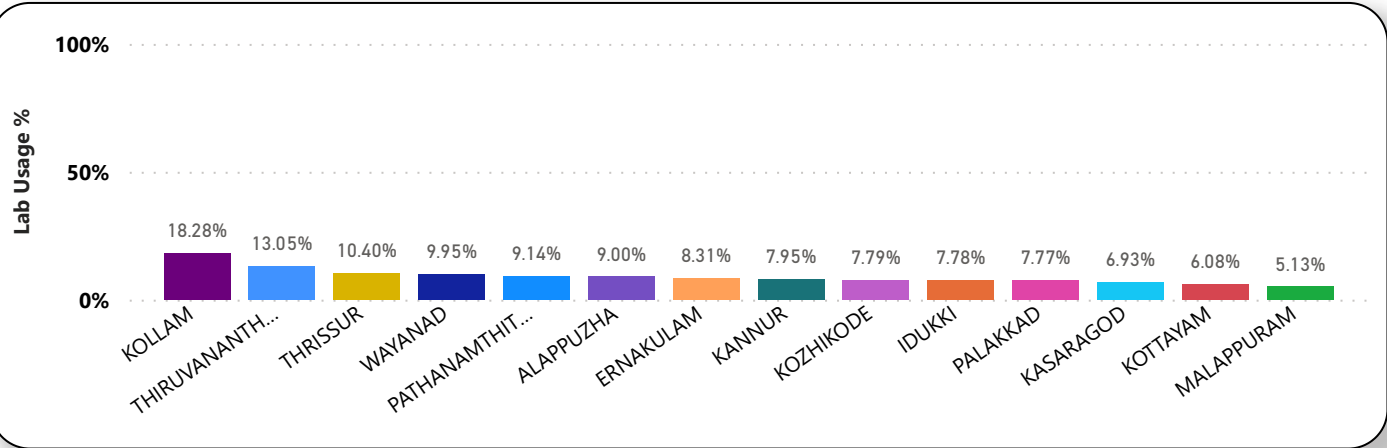
Institutions with atleast 100 UHID visits are listed here.

Hospital	Pharmacy Usage %
Family Health Centre Alakode	89.90%
Family Health Centre Kumaramangalam	86.90%
Family Health Centre Karimkunnam	86.88%
Family Health Centre Udumbanchola	86.72%
Family Health Centre Kumily	85.58%
Family Health Centre Arakulam	85.57%
Family Health Centre Bison Valley	84.01%
Family Health Centre Elamdesom	83.99%
Family Health Centre Kudayathur	82.92%
Family Health Centre Mariyapuram	82.59%

Hospital	Pharmacy Usage %
Taluk Headquarters Hospital Nedumkandam	0.00%
Family Health Centre Muttom	35.68%
Family Health Centre Konnathady	49.69%
Family Health Centre Vattavada	59.59%
Urban Primary Health Centre Parakkadavu	65.00%
Family Health Centre Kamakshy	68.12%
Family Health Centre Kanchiyar	68.20%
Family Health Centre Rajakumary	79.02%
Family Health Centre Peruvanthanam	80.64%
Family Health Centre Mariyapuram	82.59%

3.5 e-Health Performance - Lab Usage

Lab % is calculated as (Lab Prescriptions/ Total Visits ) \*100



Lab Usage in all Institutions

Institutions with atleast 100 UHID visits are listed here.

Hospital	Lab Usage %
Family Health Centre Kumily	14.05%
Family Health Centre Elamdesom	13.23%
Family Health Centre Karimkunnam	12.43%
Family Health Centre Rajakumary	12.17%
Family Health Centre Kumaramangalam	11.38%
Family Health Centre Muttom	10.60%
Family Health Centre Bison Valley	9.16%
Family Health Centre Kanchiyar	8.73%
Family Health Centre Mariyapuram	8.37%
Family Health Centre Kamakshy	7.91%
Family Health Centre Udumbanchola	7.76%

Hospital	Lab Usage %
Taluk Headquarters Hospital Nedumkandam	0.00%
Family Health Centre Arakulam	0.08%
Family Health Centre Kudayathur	3.33%
Family Health Centre Konnathady	3.54%
Urban Primary Health Centre Parakkadavu	5.61%
Family Health Centre Alakode	6.02%
Family Health Centre Vattavada	6.61%
Family Health Centre Peruvanthanam	6.82%
Family Health Centre Udumbanchola	7.76%
Family Health Centre Kamakshy	7.91%
Family Health Centre Mariyapuram	8.37%



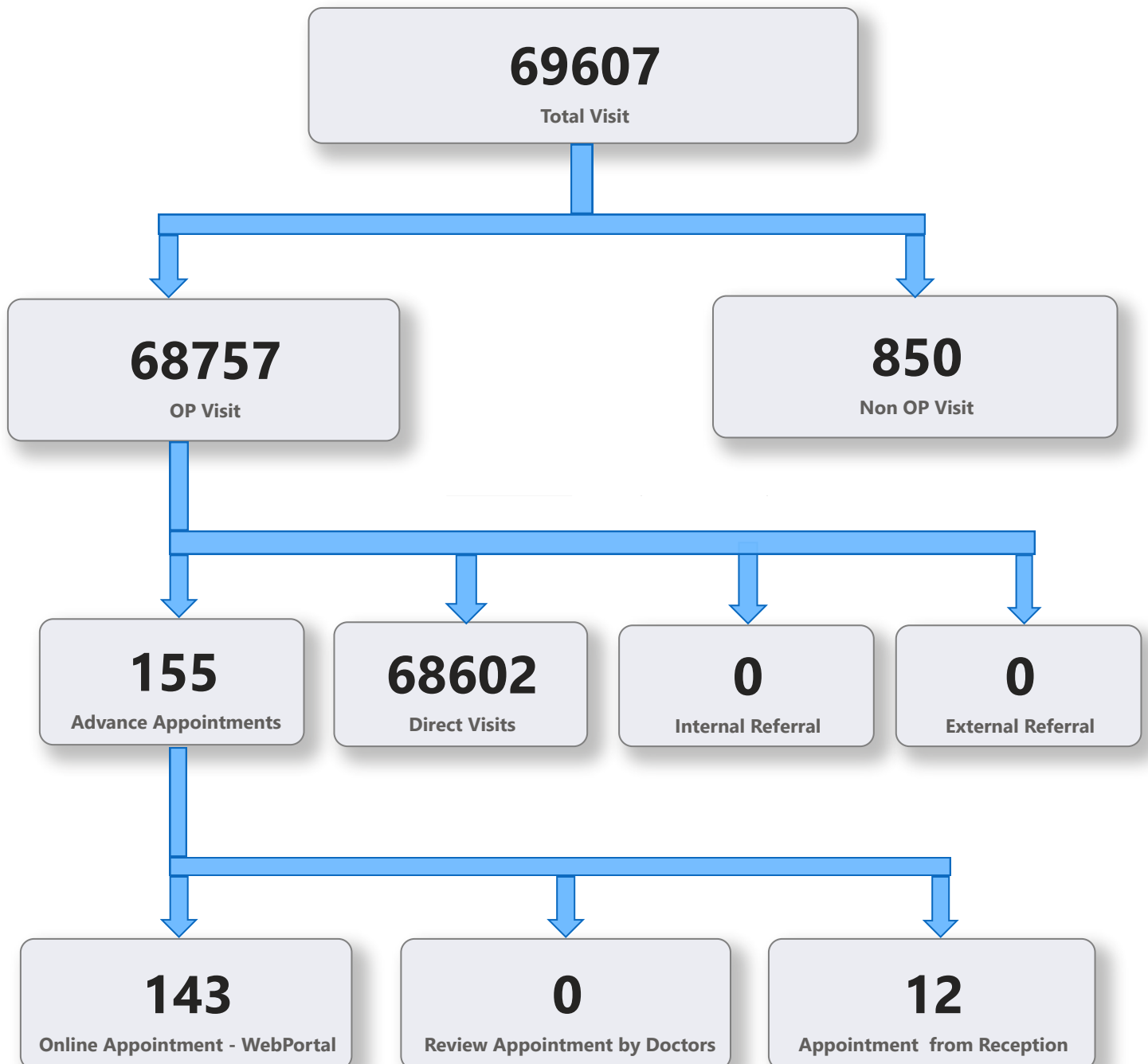
4. Status of Modules Usage in Hospitals

District wise status of live institutions and the count of various modules [Reception, OP Consultation, Lab, Pharmacy] started / functional.

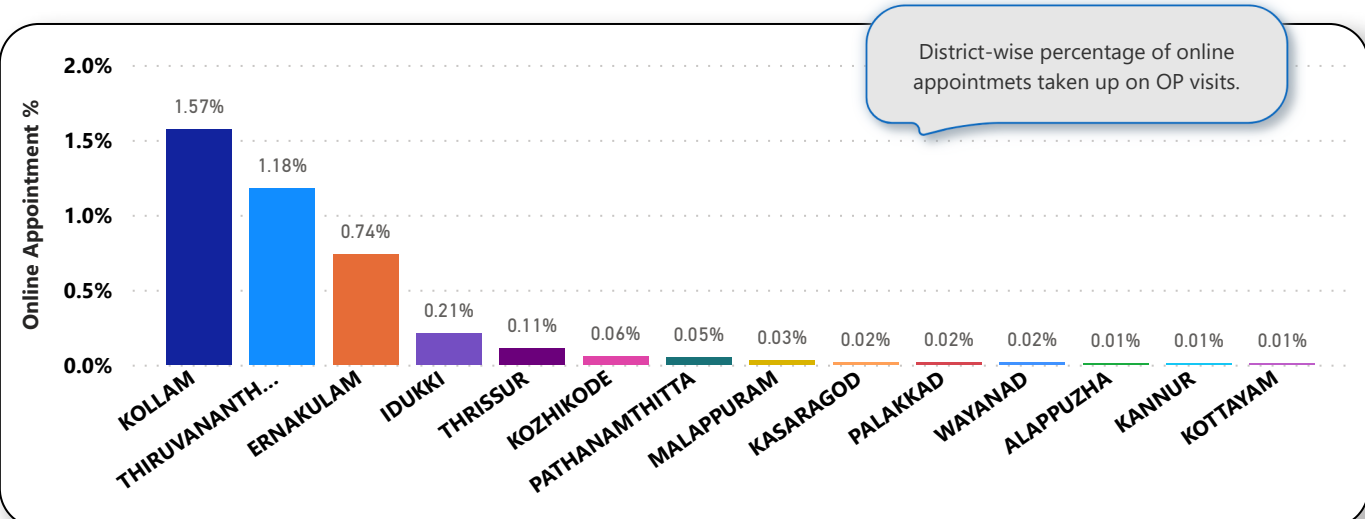
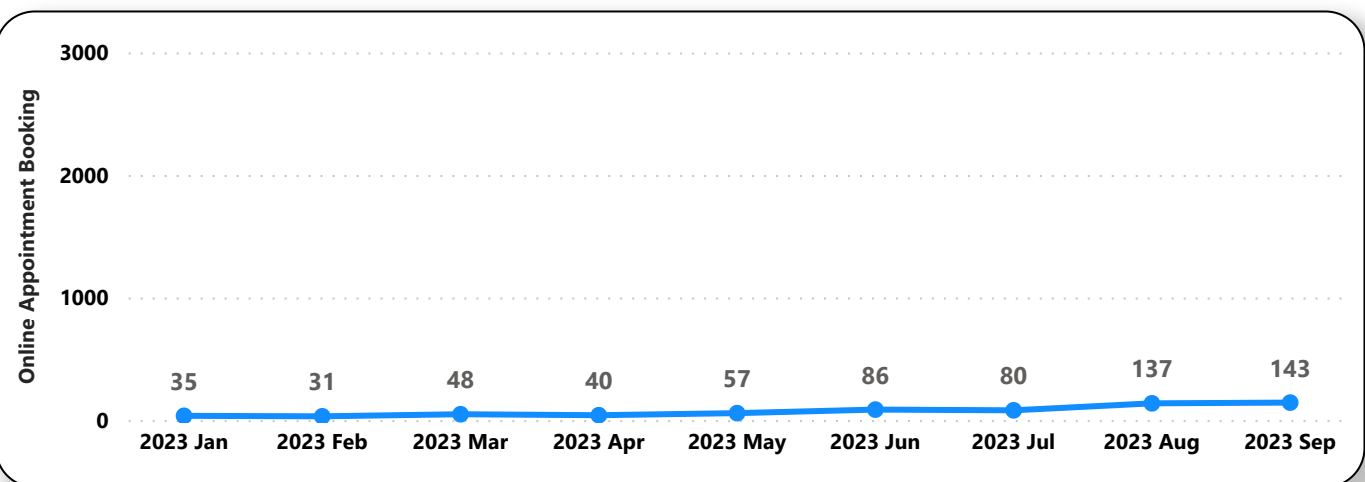
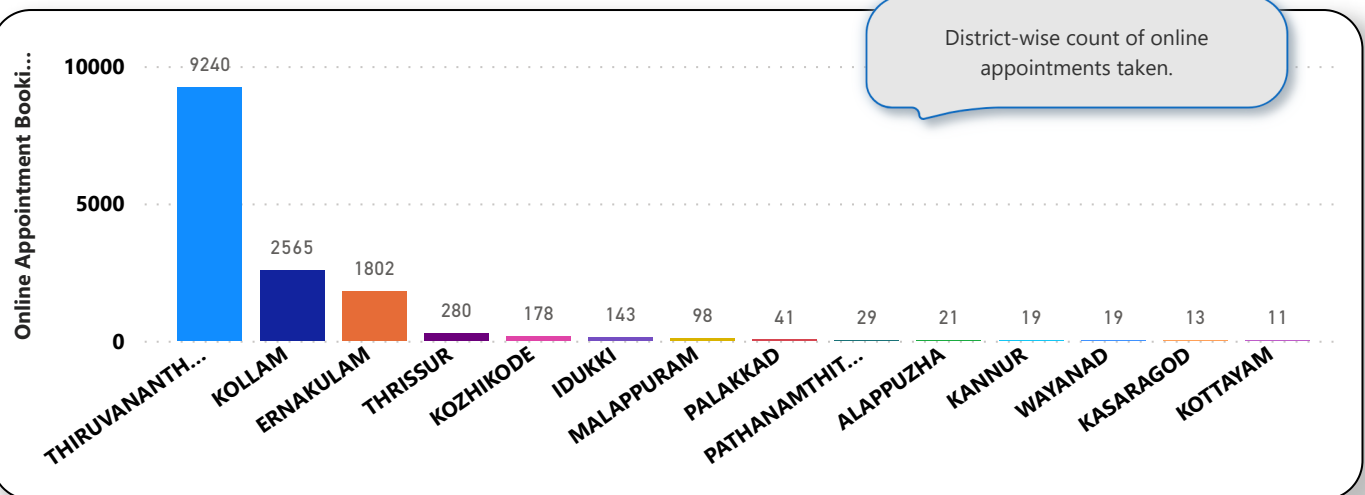
District Name	Live Institutions	Reception	Consultation	Lab	Pharmacy
THIRUVANANTHAPURAM	102	95 (93.1%)	91 (89.2%)	79 (77.5%)	74 (72.5%)
THRISSUR	69	60 (87.%)	57 (82.6%)	54 (78.3%)	54 (78.3%)
KOZHIKODE	54	44 (81.5%)	35 (64.8%)	35 (64.8%)	35 (64.8%)
MALAPPURAM	53	50 (94.3%)	49 (92.5%)	42 (79.2%)	40 (75.5%)
ERNAKULAM	47	38 (80.9%)	33 (70.2%)	21 (44.7%)	16 (34.%)
PALAKKAD	44	43 (97.7%)	40 (90.9%)	33 (75.%)	32 (72.7%)
KANNUR	39	35 (89.7%)	33 (84.6%)	27 (69.2%)	29 (74.4%)
ALAPPUZHA	31	29 (93.5%)	28 (90.3%)	26 (83.9%)	28 (90.3%)
KOTTAYAM	31	27 (87.1%)	25 (80.6%)	19 (61.3%)	24 (77.4%)
KOLLAM	30	29 (96.7%)	29 (96.7%)	26 (86.7%)	27 (90.%)
KASARAGOD	23	19 (82.6%)	17 (73.9%)	12 (52.2%)	16 (69.6%)
IDUKKI	20	19 (95.%)	18 (90.%)	14 (70.%)	18 (90.%)
PATHANAMTHITTA	19	18 (94.7%)	17 (89.5%)	15 (78.9%)	15 (78.9%)
WAYANAD	17	17 (100.%)	17 (100.%)	16 (94.1%)	17 (100.%)
Total	579	523 (90.3%)	489 (84.5%)	419 (72.4%)	425 (73.4%)



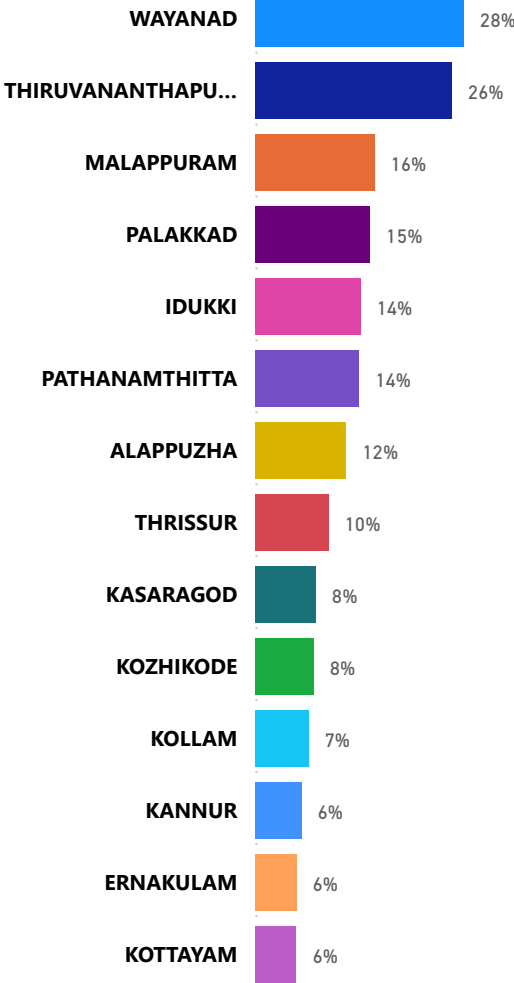
5. Appointment Booking in Hospitals (except Medical Colleges)



## 5. 1 Online Appointment Booking in Hospitals (except Medical Colleges)



6. eHealth Performance - Reach



Reach indicates the percentage of population availing services through eHealth. The formula used to calculate is (Number of UHID registered / Population) \* 100 %.

7. Public Health Survey Status

