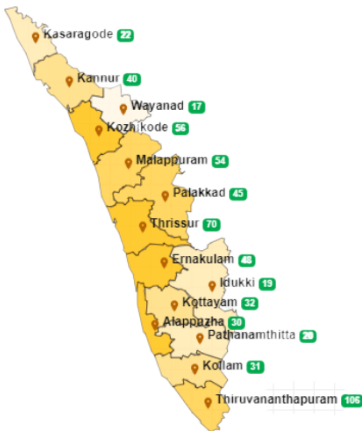


1. eHealth Kerala - Vital Statistics

Live Institutions	40
Medical College Hospitals	1
PHCs/FHCs	31
CHCs	1
DHs/GHs	1
PH Labs	0
Other(Inc UPHCs,Taluk Hospitals)	6



2. Highlights



- The Kannur district is at position 5 in overall ranking based on district performance in providing eHealth services through all institutions except Medical Colleges.
- The district is at
 - position 3 in OP consultation with 86%.
 - position 5 in Pharmacy Usage with 64%
- The district is at position 4 in house survey completion (30.89%) and position 3 in member survey completion (0.64%).



- Reception module started in 35 of 39 Institutions.
- District is at Position 10 in the reach which indicates the percentage of population availing the services from eHealth.
- The district is at
 - position 9 in UHID Visits with 21 %.
- The district is at last position in the Online Appointment Booking percentage (0.01%) calculated upon OP visits

3. eHealth - District Ranking Matrix Based on Performance of all Institutions (except Medical Colleges)

The ranking matrix showcase the district performance in providing eHealth services through all institutions (except Medical Colleges) based on six different parameters. These parameters include whether the reception module is started or not, UHID Visits, Doctor Consultation, Pharmacy Usage, Lab Usage and number of Live Institutions. Based on the ranking, the districts are classified into three broad categories, the best performing districts, the average performing districts and the low performing districts.

The best performing districts should strive to continue to remain in the same position, whereas the average performing as well as the low performing districts should strive to reach to the 'top four' league.

The ranking matrix for the month of September '23 is given below:

Rank	District
1	WAYANAD
2	PATHANAMTHITTA
3	IDUKKI, PALAKKAD
4	THRISSUR
5	KANNUR, KOLLAM, KOTTAYAM
6	ALAPPUZHA, MALAPPURAM
7	KOZHIKODE, THIRUVANANTHAPURAM
8	KASARAGOD
9	ERNAKULAM

- Best performing
- Average performing
- Low performing

3. eHealth - Institution Level Ranking (except Medical Colleges)

Hospital	Rank
Family Health Centre Anjarakkandy	1
Family Health Centre Cherukunnu	1
Family Health Centre Udayagiri	1
Family Health Centre Alakode Therthally	2
Family Health Centre Eramam Kuttur	2
Family Health Centre Kadannappally	2
Family Health Centre Kankol Alappadamba	2
Family Health Centre Morazha Fisheries	2
Family Health Centre Narath	2
Family Health Centre Chirakkal	3
Family Health Centre Ettikulam	3
Family Health Centre Kalliassery	3
Family Health Centre Kunhimangalam	3
Family Health Centre Malappattam	3
Family Health Centre Munderi	3
Family Health Centre Parassinikadavu	3
Family Health Centre Ramanthali	3
Family Health Centre Valappattanam	3
Community Health Centre Mattool	4
Family Health Centre Cheruthazham	4
Family Health Centre Kadirur	4
Family Health Centre Kottiyoor	4
Family Health Centre Koodali	5
Family Health Centre Pattuvam	6
Family Health Centre Puthiyangadi Fisheries	6
Urban Primary Health Centre Koovode	6
Family Health Centre Pulingome	7
Family Health Centre Mokeri	8
Family Health Centre Muzhappilangad	8
Urban Primary Health Centre Maithanappally	8
Urban Primary Health Centre Panoor	8
Community Health Centre Pattiam	9
Family Health Centre Thillenkerri	10
Ek Nayanar Memorial Govt. Women And Children Hospital Mangattuparamba	11
Urban Primary Health Centre Porora	11
Family Health Centre Kottayam Malabar	12

3.1 eHealth Performance - Reception Module

Reception Module is considered to be functional in an institution only if the number of total visits for the month is of minimum 500.

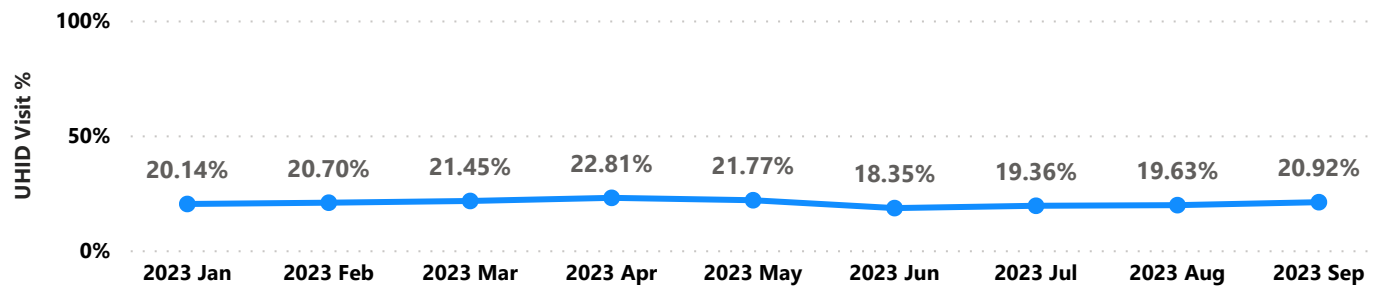
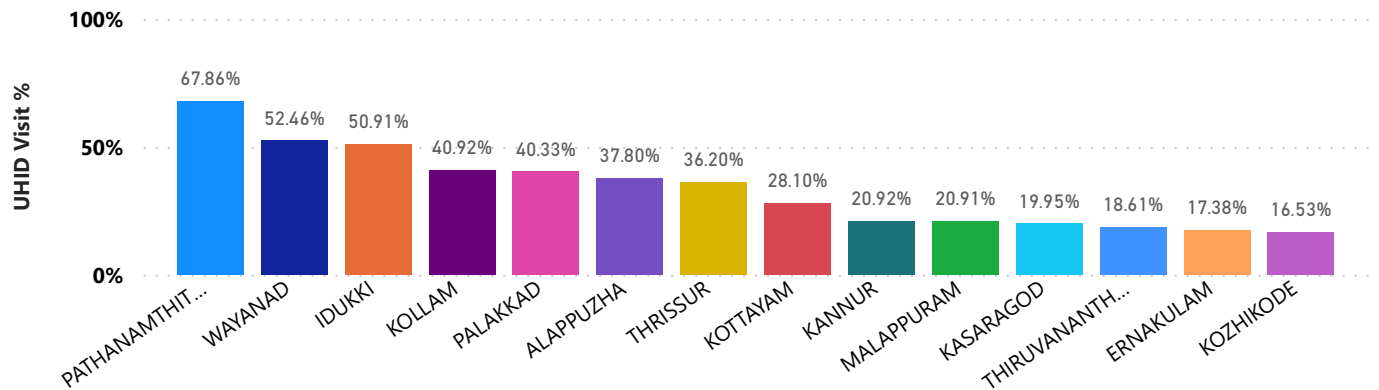
District	Institution Count	Institutions with Reception	% of institutions with Reception
PALAKKAD	44	44	100.00%
WAYANAD	17	17	100.00%
ALAPPUZHA	31	30	96.77%
KOLLAM	30	29	96.67%
IDUKKI	20	19	95.00%
PATHANAMTHITTA	19	18	94.74%
MALAPPURAM	53	50	94.34%
THIRUVANANTHAPURAM	102	95	93.14%
KANNUR	39	35	89.74%
KOTTAYAM	31	27	87.10%
THRISSUR	69	60	86.96%
KASARAGOD	23	19	82.61%
KOZHIKODE	54	44	81.48%
ERNAKULAM	47	38	80.85%

Hospital Name
URBAN PRIMARY HEALTH CENTRE KOLASSERY
GENERAL HOSPITAL THALASSERY
FAMILY HEALTH CENTRE NEW MAHE
FAMILY HEALTH CENTRE KOTTAYAM MALABAR

Institutions where the reception module is either not started or not using

3.2 e-Health Performance - UHID Visits

UHID Visit % is calculated as (UHID Visits / Total Visit) *100



Institutions based on UHID Visits

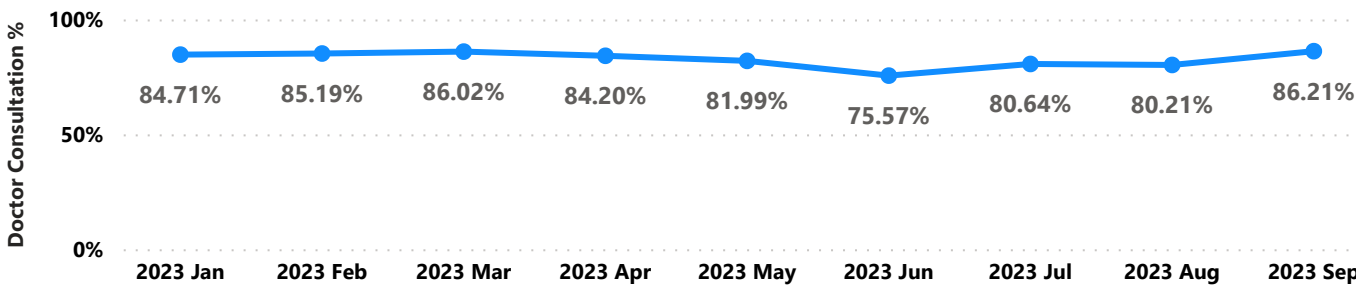
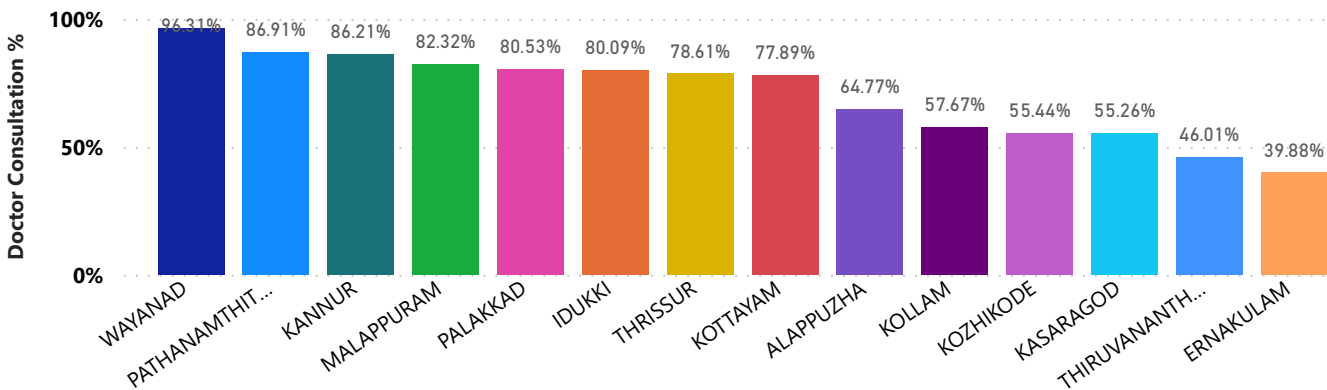
Institutions with atleast 100 UHID visits are listed here.

Hospital	UHID Visit %
Family Health Centre Parassinikadavu	58.57%
Family Health Centre Cherukunnu	44.94%
Family Health Centre Malappattam	42.86%
Family Health Centre Udayagiri	42.01%
Family Health Centre Anjarakkandy	40.76%
Family Health Centre Alakode Therthally	38.69%
Family Health Centre Kottiyoor	38.13%
Family Health Centre Kalliassery	35.13%
Family Health Centre Morazha Fisheries	34.14%
Family Health Centre Ramanthali	30.91%

Hospital	UHID Visit %
Ek Nayanar Memorial Govt. Women And Children Hospital Mangattuparamba	2.56%
Family Health Centre Koodali	3.96%
Family Health Centre Muzhappilangad	4.55%
Family Health Centre Thillenkerry	5.43%
Community Health Centre Pattiam	6.26%
Urban Primary Health Centre Panoor	6.95%
Family Health Centre Puthiyangadi Fisheries	7.29%
Community Health Centre Mattool	8.10%
Family Health Centre Munderi	11.18%

3.3 e-Health Performance - Doctor Consultation

Consultation % is calculated as (Doctor Consultation / OP Visits) *100



Doctor Consultation Percentage in all Institutions

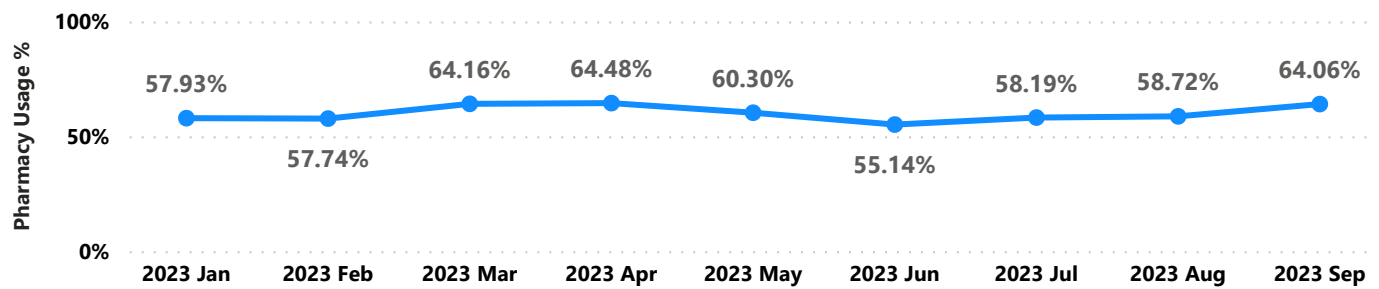
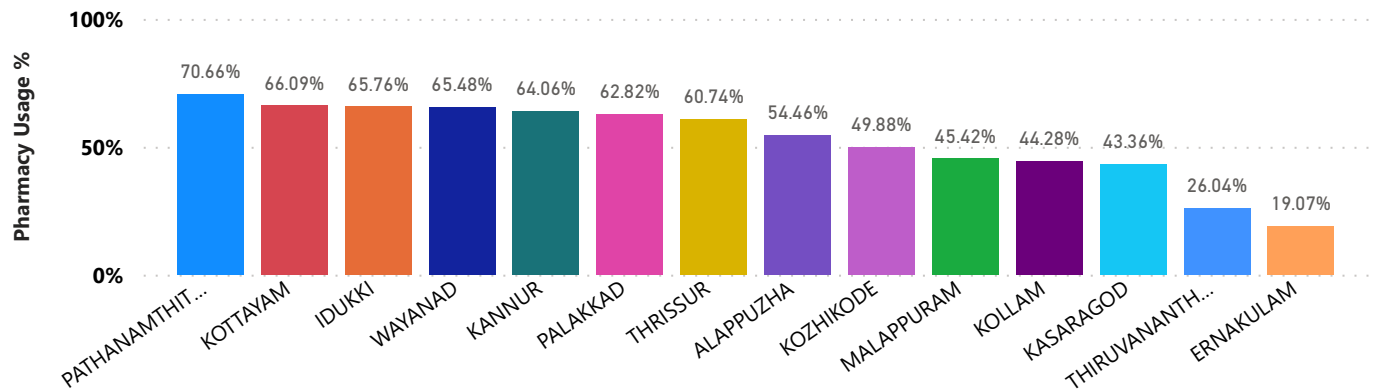
Institutions with atleast 100 UHID visits are listed here.

Hospital	Doctor Consultation %
Family Health Centre Ramanthali	99.91%
Family Health Centre Cherukunnu	99.25%
Family Health Centre Kunhimangalam	98.86%
Family Health Centre Munderi	98.77%
Family Health Centre Puthiyangadi Fisheries	98.53%
Family Health Centre Kalliassery	98.29%
Family Health Centre Kadannappally	97.96%
Family Health Centre Kankol Alappadamba	97.96%
Family Health Centre Chirakkal	97.88%
Community Health Centre Mattool	97.87%

Hospital	Doctor Consultation %
Urban Primary Health Centre Porora	10.69%
Urban Primary Health Centre Maithanappally	25.77%
Urban Primary Health Centre Panoor	28.96%
Ek Nayanar Memorial Govt. Women And Children Hospital Mangattuparamba	32.31%
Family Health Centre Thillenkerry	50.85%
Family Health Centre Pattuvam	53.15%
Family Health Centre Pulingome	68.08%
Community Health Centre Pattiam	80.64%
Family Health Centre Kottivoor	83.76%

3.4 e-Health Performance - Pharmacy Usage

Pharmacy % is calculated as (Pharmacy Prescriptions/ Total Visits) *100



Pharmacy Usage in all Institutions

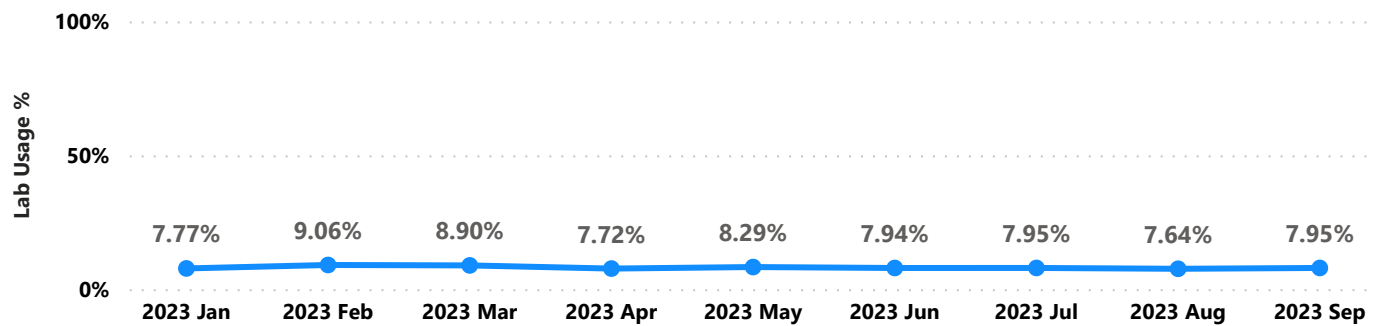
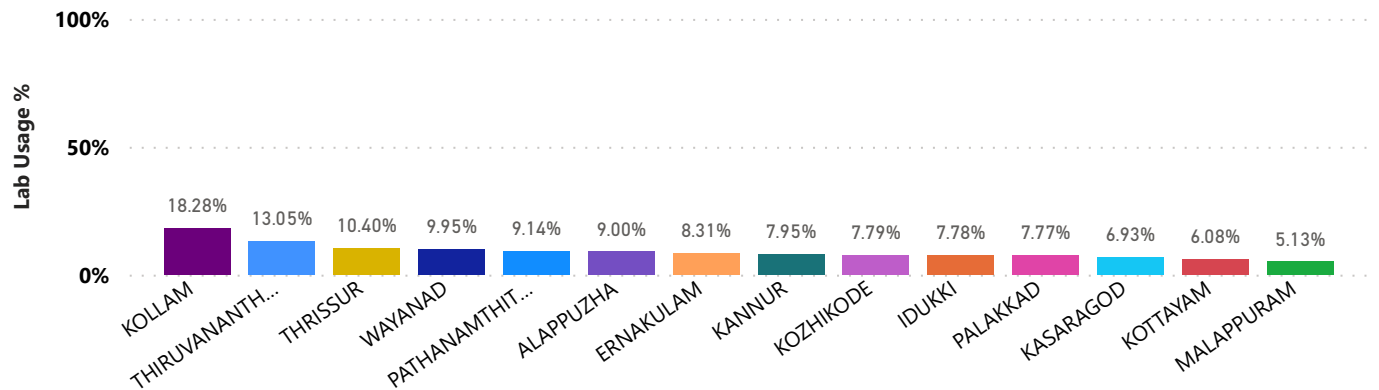
Institutions with atleast 100 UHID visits are listed here.

Hospital	Pharmacy Usage %
Family Health Centre Ramanthali	91.95%
Family Health Centre Eramam Kuttur	90.99%
Family Health Centre Alakode Therthally	90.59%
Family Health Centre Puthiyangadi Fisheries	90.59%
Family Health Centre Anjarakkandy	88.06%
Family Health Centre Ettikulam	87.96%
Family Health Centre Narath	87.06%
Family Health Centre Malappattam	86.04%
Family Health Centre Morazha Fisheries	85.23%
Family Health Centre Kunhimangalam	84.97%

Hospital	Pharmacy Usage %
Ek Nayanar Memorial Govt. Women And Children Hospital Mangattuparamba	0.00%
Family Health Centre Thillenkerry	0.03%
Family Health Centre Muzhappilangad	0.15%
Community Health Centre Pattiam	5.50%
Urban Primary Health Centre Porora	8.33%
Family Health Centre Mokeri	16.98%
Urban Primary Health Centre Maithanappally	20.66%
Urban Primary Health Centre Panoor	26.11%
Family Health Centre Pattuvam	48.53%

3.5 e-Health Performance - Lab Usage

Lab % is calculated as (Lab Prescriptions/ Total Visits) *100



Lab Usage in all Institutions

Institutions with atleast 100 UHID visits are listed here.

Hospital	Lab Usage %
Family Health Centre Alakode Therthally	28.78%
Family Health Centre Morazha Fisheries	17.98%
Family Health Centre Kottiyoor	15.16%
Family Health Centre Kankol Alappadamba	14.55%
Family Health Centre Anjarakkandy	13.68%
Family Health Centre Udayagiri	11.94%
Family Health Centre Chirakkal	11.45%
Urban Primary Health Centre Panoor	11.12%
Family Health Centre Ettikulam	10.91%
Family Health Centre Eramam Kuttur	10.78%
Family Health Centre Valappattanam	10.77%

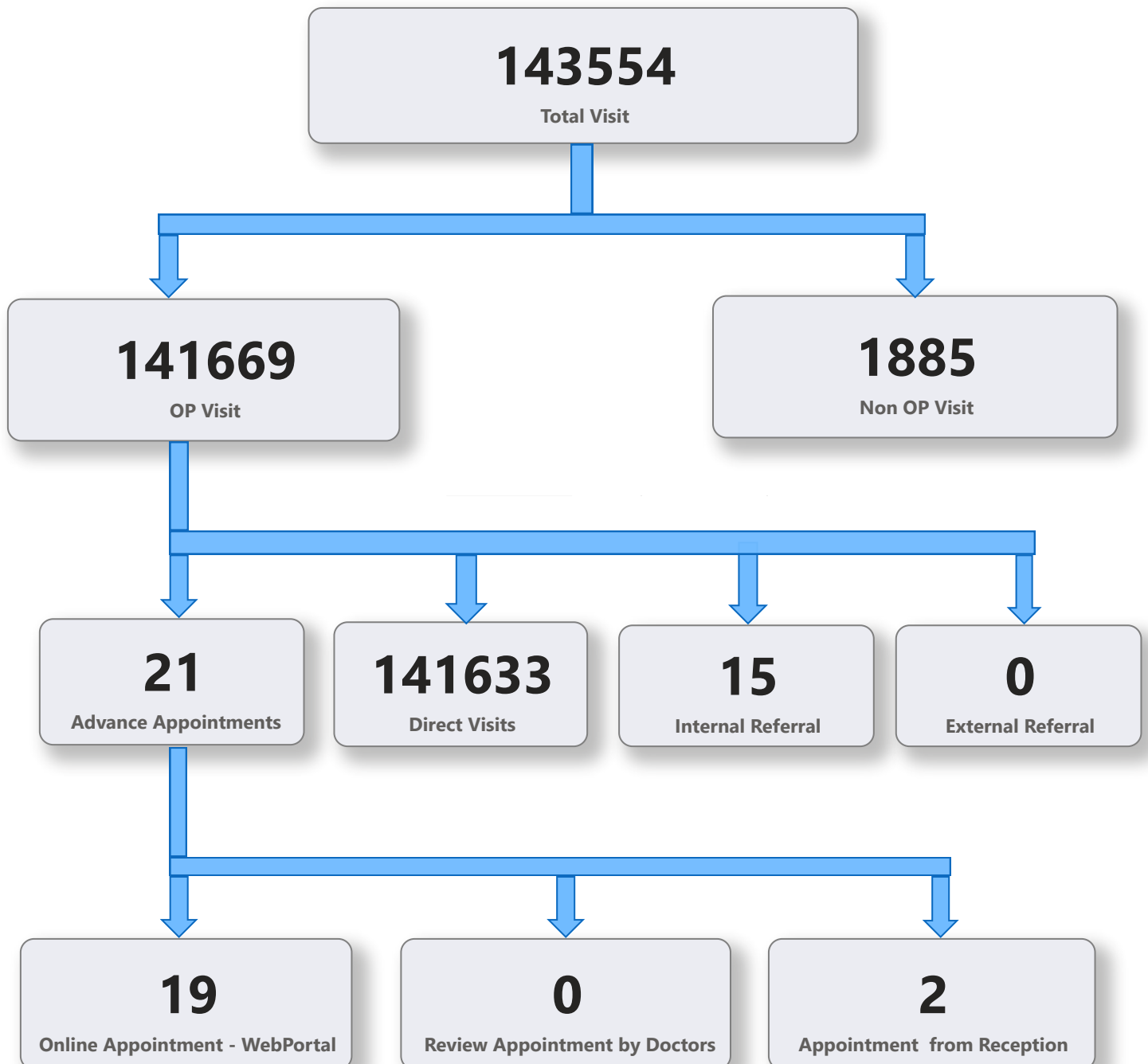
Hospital	Lab Usage %
Family Health Centre Puthiyangadi Fisheries	0.00%
Community Health Centre Pattiam	0.02%
Ek Nayanar Memorial Govt. Women And Children Hospital Mangattuparamba	0.03%
Family Health Centre Thillenkerry	0.03%
Urban Primary Health Centre Porora	0.22%
Family Health Centre Muzhappilangad	1.57%
Family Health Centre Mokeri	2.02%
Family Health Centre Malappattam	3.38%
Family Health Centre Pulingome	3.91%
Family Health Centre Ramanthali	5.78%

4. Status of Modules Usage in Hospitals

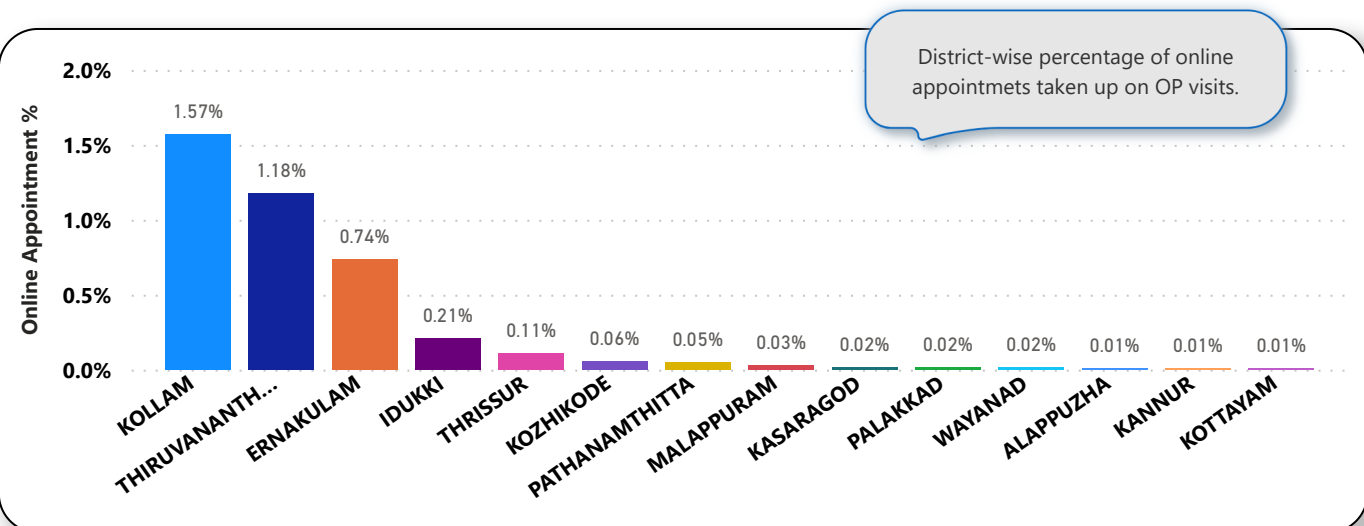
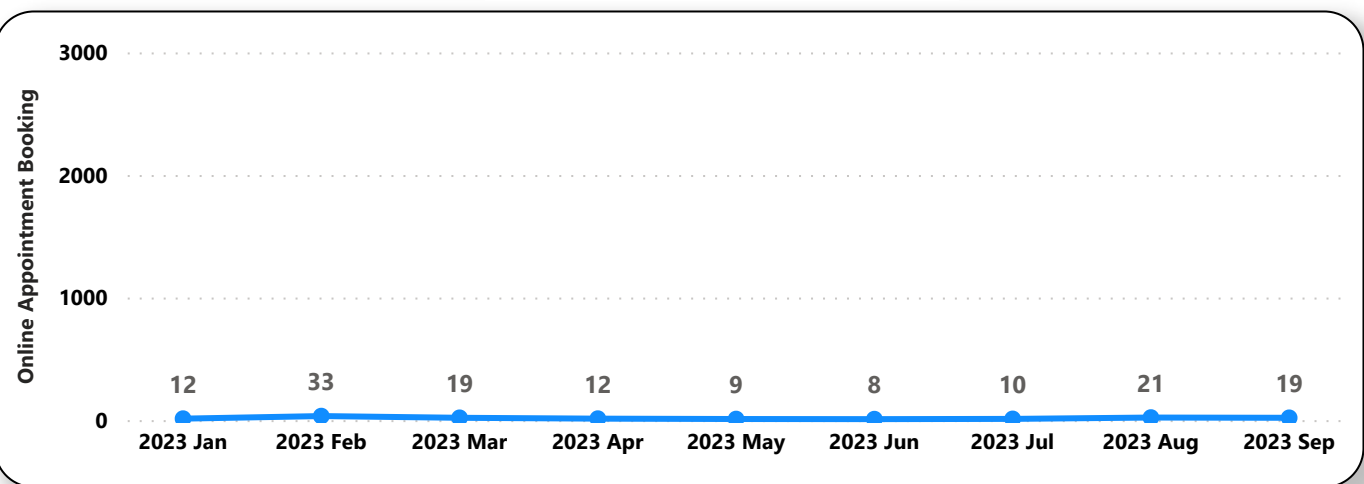
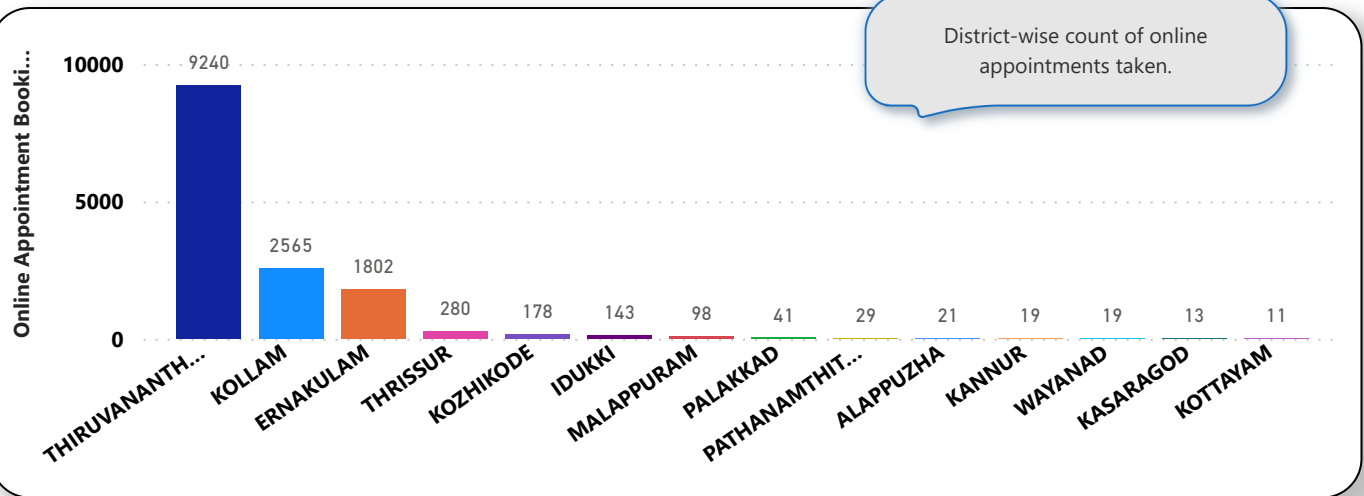
District wise status of live institutions and the count of various modules [Reception, OP Consultation, Lab, Pharmacy] started / functional.

District Name	Live Institutions	Reception	Consultation	Lab	Pharmacy
THIRUVANANTHAPURAM	102	95 (93.1%)	91 (89.2%)	79 (77.5%)	74 (72.5%)
THRISSUR	69	60 (87.%)	57 (82.6%)	54 (78.3%)	54 (78.3%)
KOZHIKODE	54	44 (81.5%)	35 (64.8%)	35 (64.8%)	35 (64.8%)
MALAPPURAM	53	50 (94.3%)	49 (92.5%)	42 (79.2%)	40 (75.5%)
ERNAKULAM	47	38 (80.9%)	33 (70.2%)	21 (44.7%)	16 (34.%)
PALAKKAD	44	43 (97.7%)	40 (90.9%)	33 (75.%)	32 (72.7%)
KANNUR	39	35 (89.7%)	33 (84.6%)	27 (69.2%)	29 (74.4%)
ALAPPUZHA	31	29 (93.5%)	28 (90.3%)	26 (83.9%)	28 (90.3%)
KOTTAYAM	31	27 (87.1%)	25 (80.6%)	19 (61.3%)	24 (77.4%)
KOLLAM	30	29 (96.7%)	29 (96.7%)	26 (86.7%)	27 (90.%)
KASARAGOD	23	19 (82.6%)	17 (73.9%)	12 (52.2%)	16 (69.6%)
IDUKKI	20	19 (95.%)	18 (90.%)	14 (70.%)	18 (90.%)
PATHANAMTHITTA	19	18 (94.7%)	17 (89.5%)	15 (78.9%)	15 (78.9%)
WAYANAD	17	17 (100.%)	17 (100.%)	16 (94.1%)	17 (100.%)
Total	579	523 (90.3%)	489 (84.5%)	419 (72.4%)	425 (73.4%)

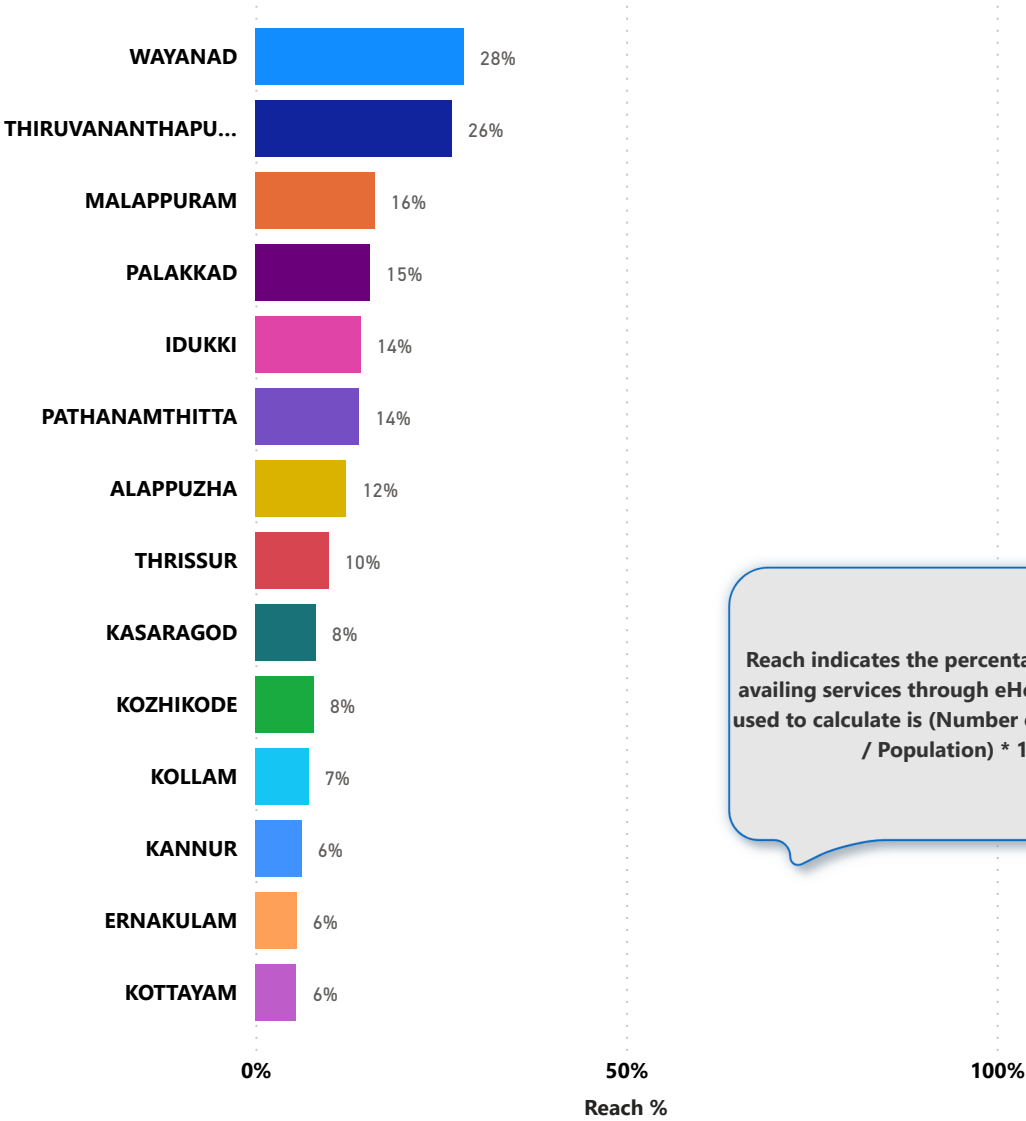
5. Appointment Booking in Hospitals (except Medical Colleges)



5. 1 Online Appointment Booking in Hospitals (except Medical Colleges)



6. eHealth Performance - Reach



Reach indicates the percentage of population availing services through eHealth. The formula used to calculate is (Number of UHID registered / Population) * 100 %.

7. Public Health Survey Status

