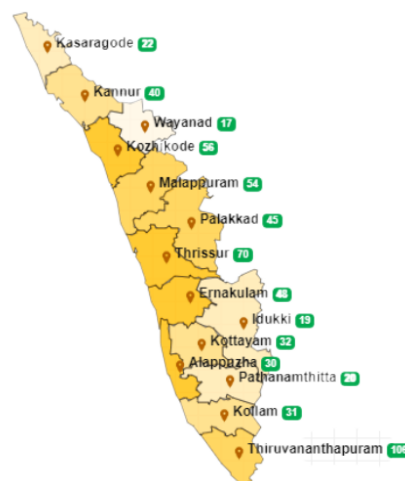


1. eHealth Kerala - Vital Statistics

Live Institutions	23
Medical College Hospitals	0
PHCs/FHCs	18
CHCs	0
DHs/GHs	2
PH Labs	0
Other(Inc UPHCs,Taluk Hospitals)	3



2. Highlights



- The reception module is functional in 19 of the 23 Institutions in the district.



- The Kasaragode district is at position 8 in overall ranking based on district performance in providing eHealth services through all institutions except Medical Colleges.
- The district is at
 - position 12 in OP consultation with nearly 55%
 - position 11 in UHID Visits with nearly 19.95%.
 - position 12 in Pharmacy Usage with 43.36%.
- The district is at position 7 in house survey completion (2.28%) and position 4 in member survey completion (0.16%).
- The district is at 9th position in Online Appointment. Booking (0.02%) calculated upon OP visits

3. eHealth - District Ranking Matrix Based on Performance of all Institutions (except Medical Colleges)

The ranking matrix showcase the district performance in providing eHealth services through all institutions (except Medical Colleges) based on six different parameters. These parameters include whether the reception module is started or not, UHID Visits, Doctor Consultation, Pharmacy Usage, Lab Usage and number of Live Institutions. Based on the ranking, the districts are classified into three broad categories, the best performing districts, the average performing districts and the low performing districts.

The best performing districts should strive to continue to remain in the same position, whereas the average performing as well as the low performing districts should strive to reach to the 'top four' league.

The ranking matrix for the month of September '23 is given below:

Rank	District
1	WAYANAD
2	PATHANAMTHITTA
3	IDUKKI, PALAKKAD
4	THRISSUR
5	KANNUR, KOLLAM, KOTTAYAM
6	ALAPPUZHA, MALAPPURAM
7	KOZHIKODE, THIRUVANANTHAPURAM
8	KASARAGOD
9	ERNAKULAM

- Best performing
- Average performing
- Low performing

3. eHealth - Institution Level Ranking (except Medical Colleges)

Hospital	Rank
Family Health Centre Ajanur	1
Family Health Centre Kumbadaje	1
Urban Primary Health Centre Nileshwaram	1
Family Health Centre Bellur	2
Family Health Centre Udumbanthala	2
Women And Children Goverment Hospital Kanhangad	3
Family Health Centre Ennappara	4
Urban Primary Health Centre Pullikunnu	4
Family Health Centre Anandasram	5
Family Health Centre Mulleriya	5
Family Health Centre Kayyur	6
Family Health Centre Narkilakkad	6
Family Health Centre Perla	7
Family Health Centre Mogralputhur	8
Family Health Centre Pallikkare	8
Family Health Centre Chattanchal	9
Family Health Centre Udma	9
Family Health Centre Karindalam	10
Family Health Centre Panathur	10
Family Health Centre Valiyaparamaba	11

3.1 eHealth Performance - Reception Module

Reception Module is considered to be functional in an institution only if the number of total visits for the month is of minimum 500.

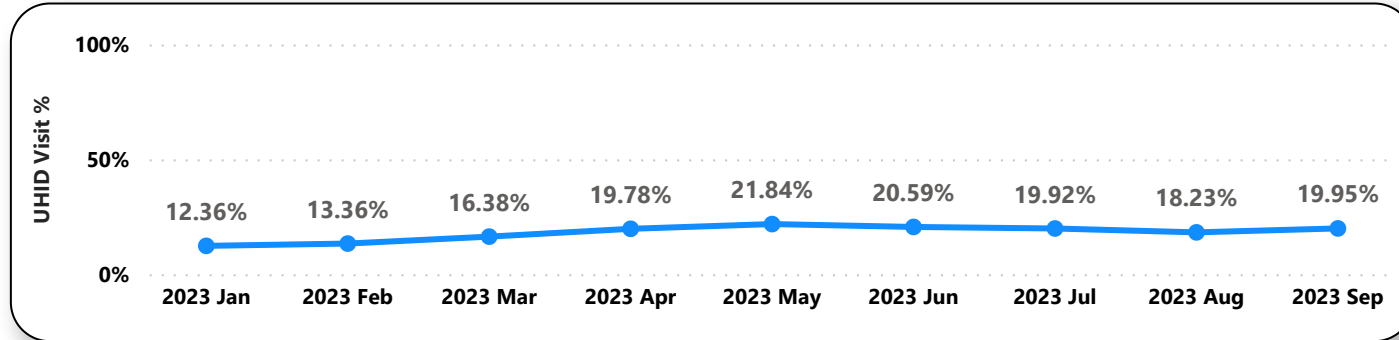
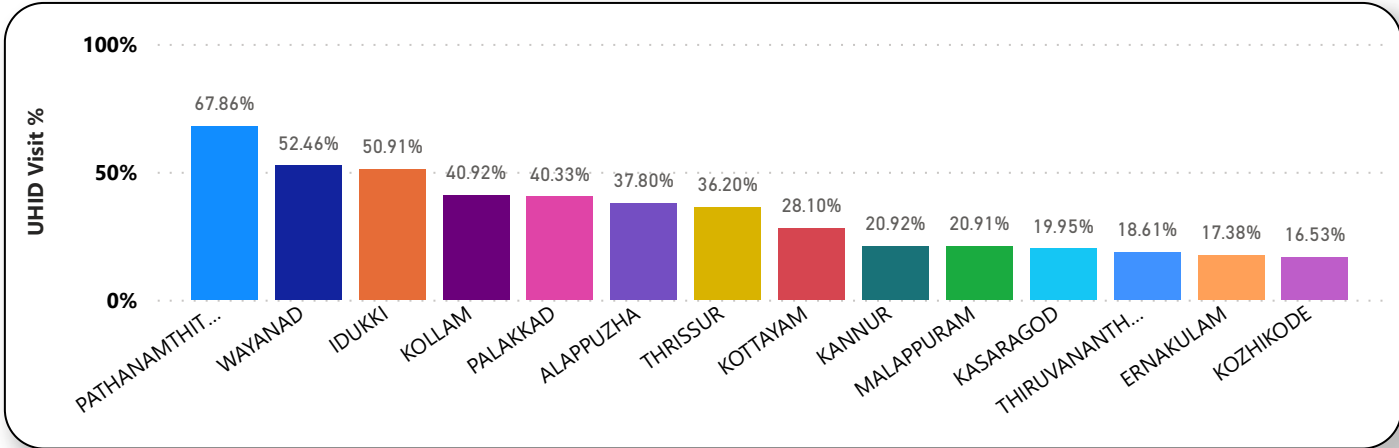
District	Institution Count	Institutions with Reception	% of institutions with Reception
PALAKKAD	44	44	100.00%
WAYANAD	17	17	100.00%
ALAPPUZHA	31	30	96.77%
KOLLAM	30	29	96.67%
IDUKKI	20	19	95.00%
PATHANAMTHITTA	19	18	94.74%
MALAPPURAM	53	50	94.34%
THIRUVANANTHAPURAM	102	95	93.14%
KANNUR	39	35	89.74%
KOTTAYAM	31	27	87.10%
THRISSUR	69	60	86.96%
KASARAGOD	23	19	82.61%
KOZHIKODE	54	44	81.48%
ERNAKULAM	47	38	80.85%

Hospital Name
GENERAL HOSPITAL KASARAGOD
FAMILY HEALTH CENTRE VALIYAPARAMABA
FAMILY HEALTH CENTRE MADIKAI
DISTRICT HOSPITAL KANHANGAD

Institutions where the reception module is either not started or not using

3.2 e-Health Performance - UHID Visits

UHID Visit % is calculated as (UHID Visits / Total Visit) *100



Institutions based on UHID Visits

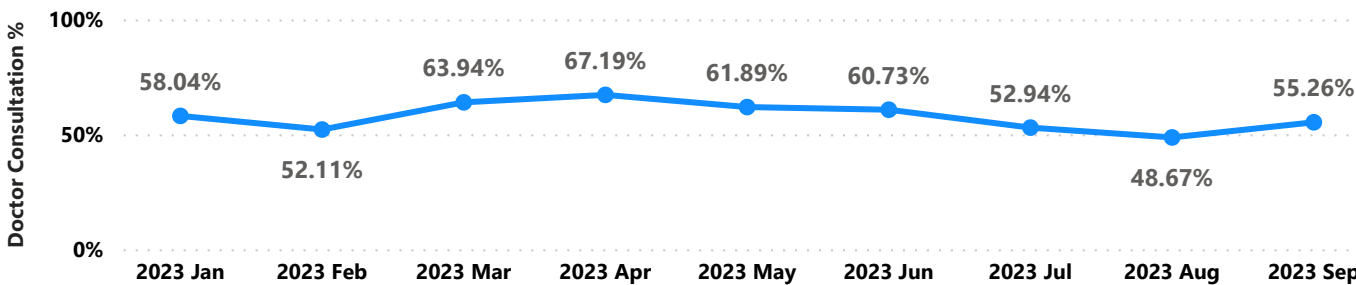
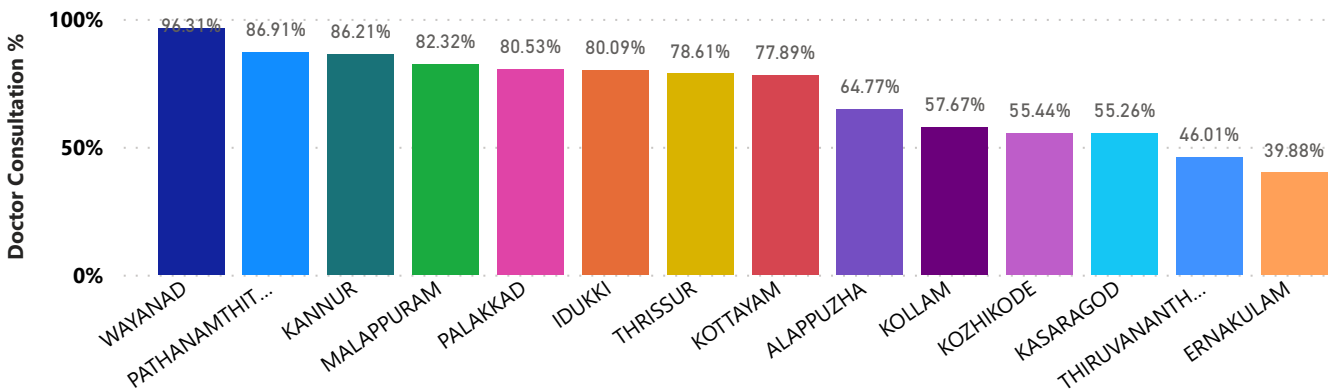
Institutions with atleast 100 UHID visits are listed here.

Hospital	UHID Visit %
Family Health Centre Ennappara	61.33%
Family Health Centre Kumbadaje	47.89%
Family Health Centre Narkilakkad	41.80%
Family Health Centre Ajanur	27.73%
Family Health Centre Udumbanthala	26.44%
Urban Primary Health Centre Nileshwaram	26.03%
Family Health Centre Mulleriya	23.50%
Family Health Centre Udma	21.95%
Family Health Centre Kayyur	20.63%
Family Health Centre Perla	17.60%

Hospital	UHID Visit %
Family Health Centre Chattanchal	7.97%
Family Health Centre Pallikkare	10.04%
Family Health Centre Mogralputhur	10.80%
Family Health Centre Karindalam	13.59%
Family Health Centre Panathur	15.69%
Family Health Centre Perla	17.60%
Family Health Centre Kayyur	20.63%
Family Health Centre Udma	21.95%
Family Health Centre Mulleriya	23.50%
Urban Primary Health Centre Nileshwaram	26.03%

3.3 e-Health Performance - Doctor Consultation

Consultation % is calculated as (Doctor Consultation / OP Visits) *100



Doctor Consultation Percentage in all Institutions

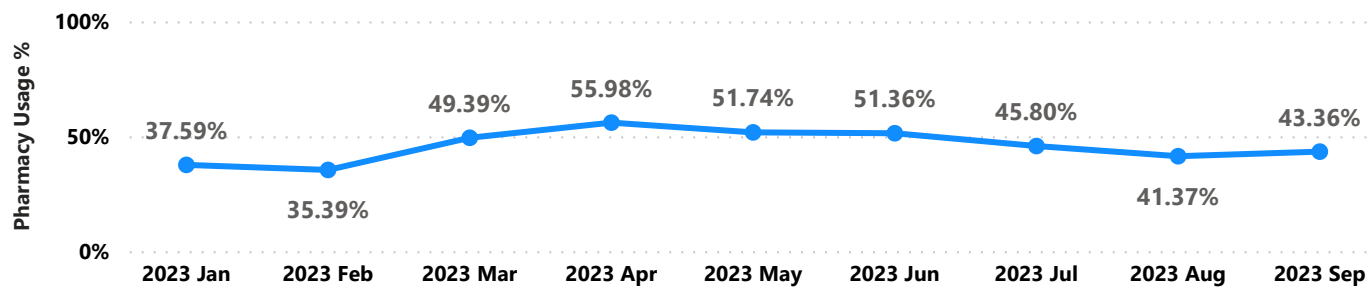
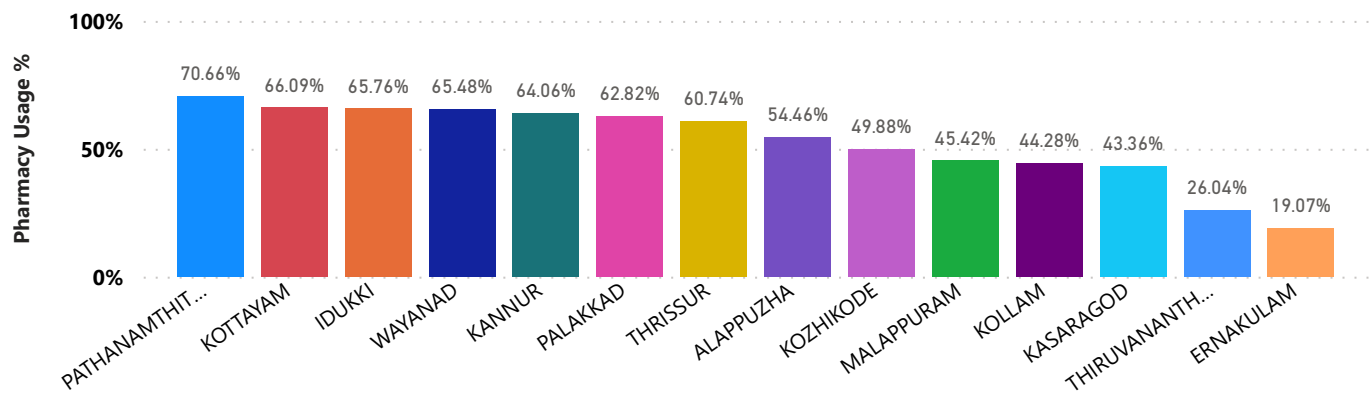
Institutions with atleast 100 UHID visits are listed here.

Hospital	Doctor Consultation %
Family Health Centre Mulleriya	99.01%
Family Health Centre Kumbadaje	98.79%
Family Health Centre Udumbanthala	96.16%
Urban Primary Health Centre Nileshwaram	94.84%
Family Health Centre Ajanur	91.07%
Family Health Centre Narkilakkad	64.20%
Family Health Centre Pallikkare	57.86%
Family Health Centre Chattanchal	55.30%
Family Health Centre Kayyur	54.11%
Family Health Centre Ennappara	51.69%

Hospital	Doctor Consultation %
Family Health Centre Udma	0.00%
Family Health Centre Karindalam	0.16%
Family Health Centre Panathur	12.94%
Family Health Centre Perla	32.43%
Family Health Centre Mogralputhur	50.94%
Family Health Centre Ennappara	51.69%
Family Health Centre Kayyur	54.11%
Family Health Centre Chattanchal	55.30%
Family Health Centre Pallikkare	57.86%
Family Health Centre Narkilakkad	64.20%

3.4 e-Health Performance - Pharmacy Usage

Pharmacy % is calculated as (Pharmacy Prescriptions/ Total Visits) *100



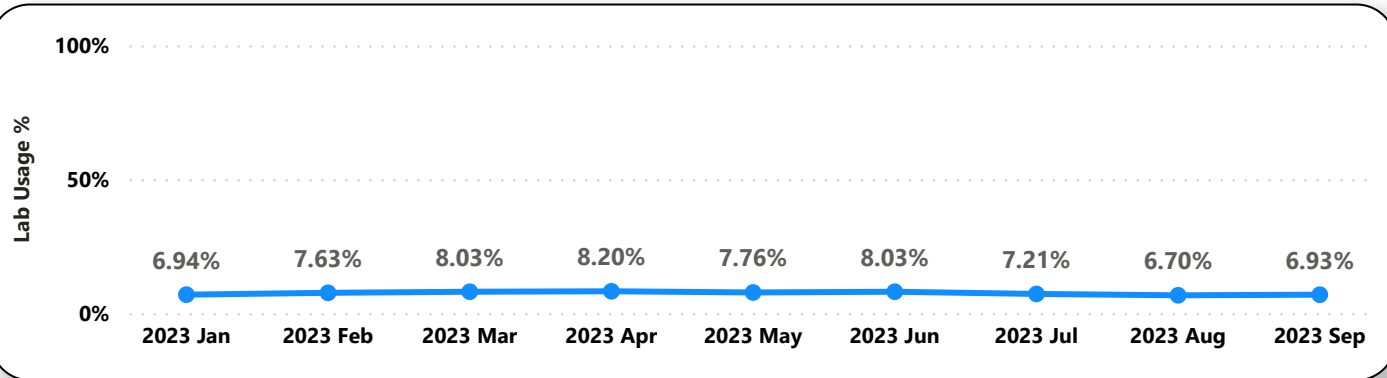
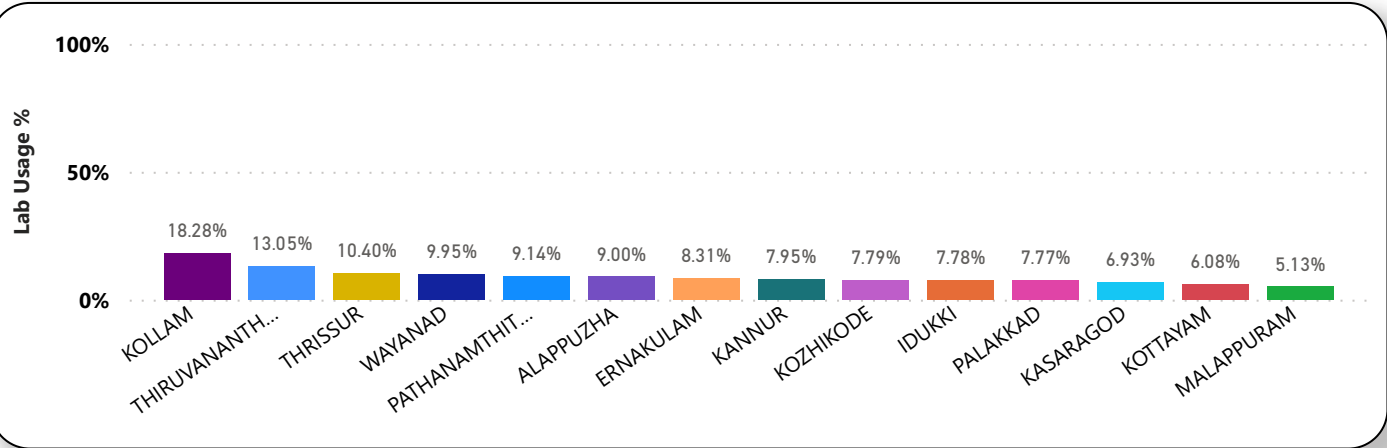
Pharmacy Usage in all Institutions

Institutions with atleast 100 UHID visits are listed here.

Hospital	Pharmacy Usage %	Hospital	Pharmacy Usage %
Family Health Centre Kumbadaje	91.29%	Family Health Centre Udma	0.00%
Family Health Centre Ajanur	82.37%	Family Health Centre Karindalam	0.10%
Urban Primary Health Centre Nileshwaram	81.32%	Family Health Centre Panathur	7.39%
Family Health Centre Udumbanthala	77.81%	Family Health Centre Kayyur	26.62%
Family Health Centre Mulleriya	70.40%	Family Health Centre Perla	29.26%
Family Health Centre Mogralputhur	49.15%	Family Health Centre Ennappara	36.13%
Family Health Centre Pallikkare	48.81%	Family Health Centre Chattanchal	36.76%
Family Health Centre Narkilakkad	48.02%	Family Health Centre Narkilakkad	48.02%
Family Health Centre Chattanchal	36.76%	Family Health Centre Pallikkare	48.81%
Family Health Centre Ennappara	36.13%	Family Health Centre Mogralputhur	49.15%

3.5 e-Health Performance - Lab Usage

Lab % is calculated as (Lab Prescriptions/ Total Visits) *100



Lab Usage in all Institutions

Institutions with atleast 100 UHID visits are listed here.

Hospital	Lab Usage %
Urban Primary Health Centre Nileshwaram	25.90%
Family Health Centre Perla	19.29%
Family Health Centre Ennappara	18.10%
Family Health Centre Kayyur	16.53%
Family Health Centre Udumbanthala	15.24%
Family Health Centre Ajanur	14.15%
Family Health Centre Kumbadaje	5.88%
Family Health Centre Narkilakkad	3.66%
Family Health Centre Chattanchal	1.44%
Family Health Centre Pallikkare	1.15%
Family Health Centre Mulleriya	0.26%

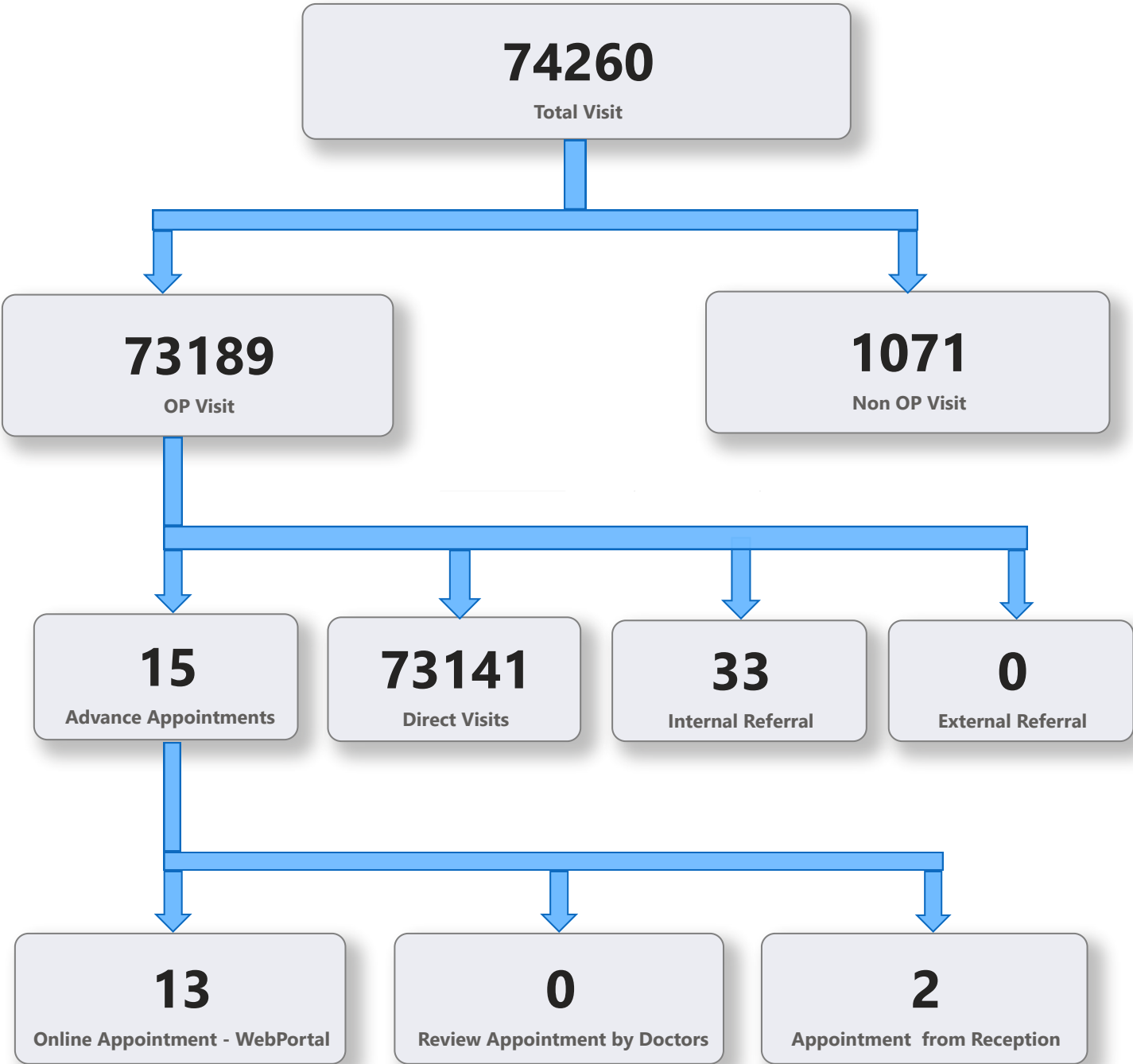
Hospital	Lab Usage %
Family Health Centre Karindalam	0.00%
Family Health Centre Udma	0.00%
Family Health Centre Panathur	0.02%
Family Health Centre Mogralputhur	0.03%
Family Health Centre Mulleriya	0.26%
Family Health Centre Pallikkare	1.15%
Family Health Centre Chattanchal	1.44%
Family Health Centre Narkilakkad	3.66%
Family Health Centre Kumbadaje	5.88%
Family Health Centre Ajanur	14.15%
Family Health Centre Udumbanthala	15.24%

4. Status of Modules Usage in Hospitals

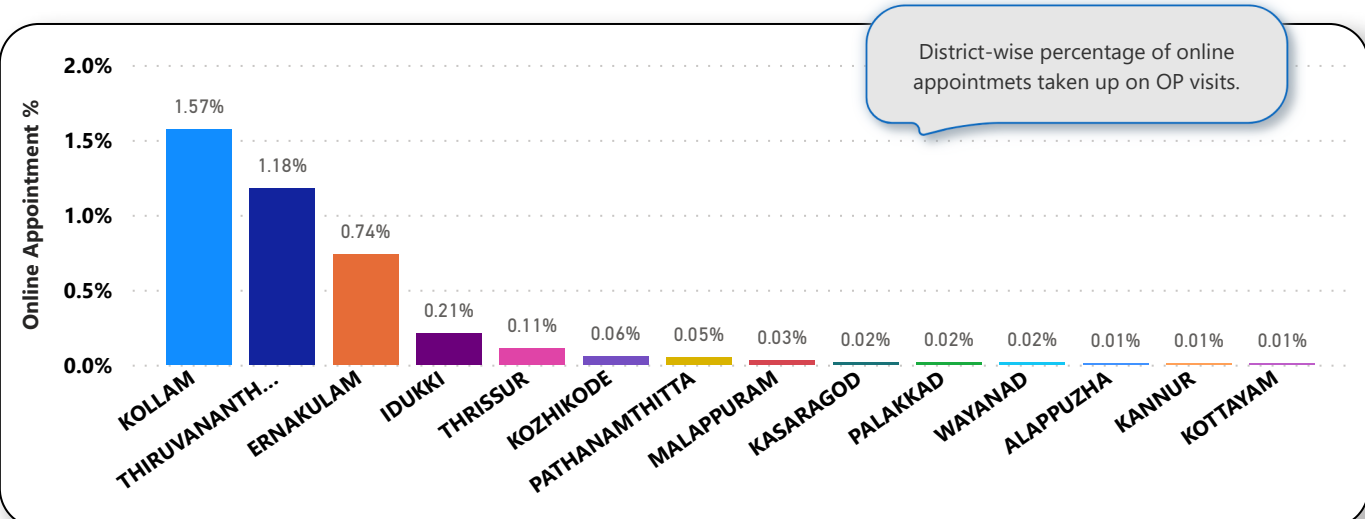
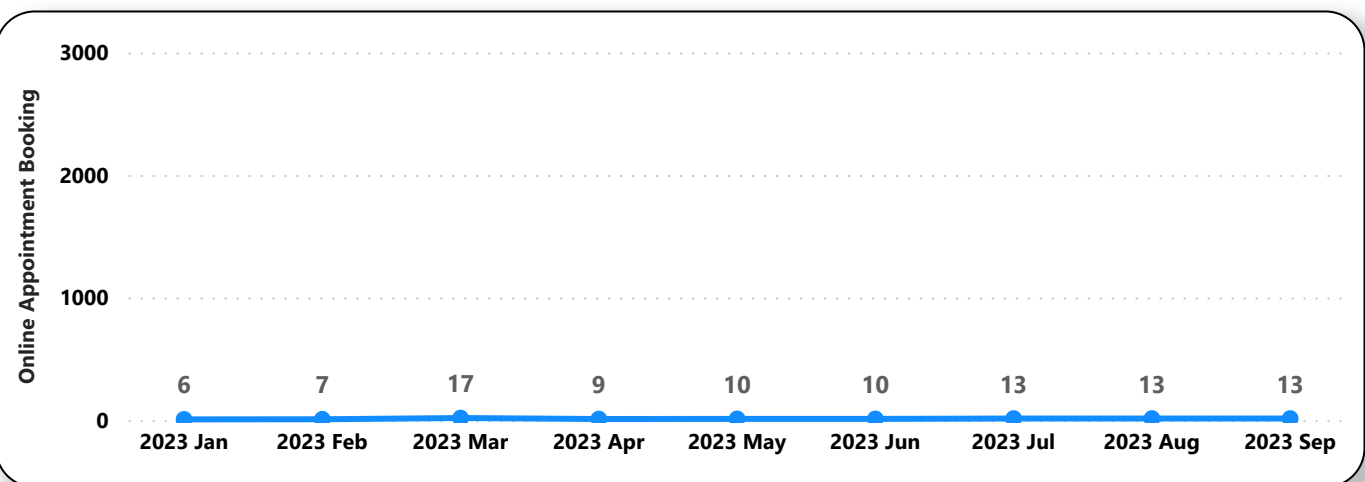
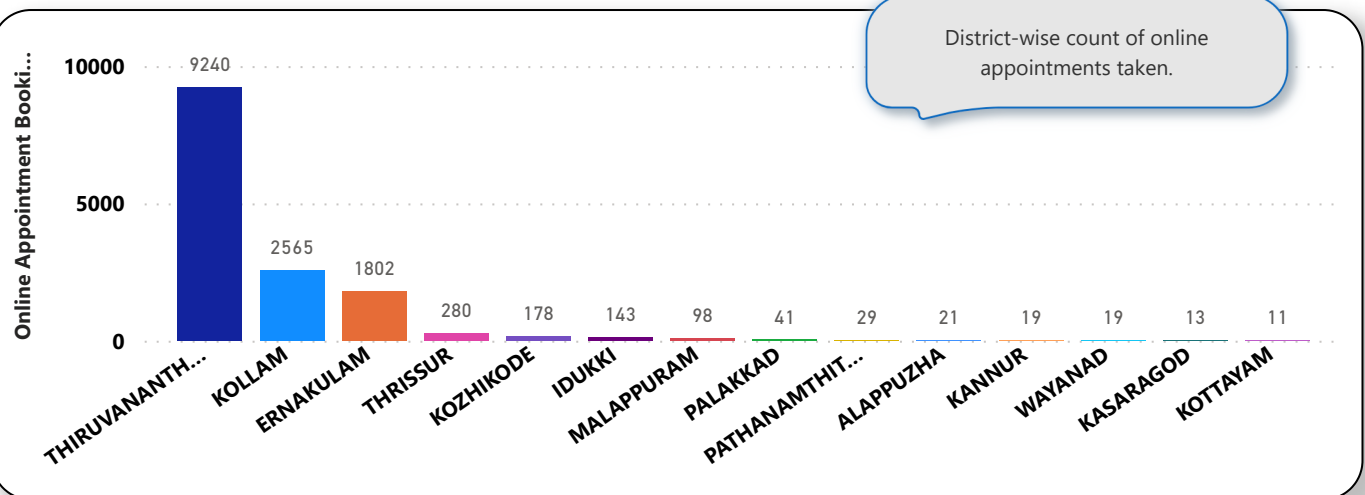
District wise status of live institutions and the count of various modules [Reception, OP Consultation, Lab, Pharmacy] started / functional.

District Name	Live Institutions	Reception	Consultation	Lab	Pharmacy
THIRUVANANTHAPURAM	102	95 (93.1%)	91 (89.2%)	79 (77.5%)	74 (72.5%)
THRISSUR	69	60 (87.%)	57 (82.6%)	54 (78.3%)	54 (78.3%)
KOZHIKODE	54	44 (81.5%)	35 (64.8%)	35 (64.8%)	35 (64.8%)
MALAPPURAM	53	50 (94.3%)	49 (92.5%)	42 (79.2%)	40 (75.5%)
ERNAKULAM	47	38 (80.9%)	33 (70.2%)	21 (44.7%)	16 (34.%)
PALAKKAD	44	43 (97.7%)	40 (90.9%)	33 (75.%)	32 (72.7%)
KANNUR	39	35 (89.7%)	33 (84.6%)	27 (69.2%)	29 (74.4%)
ALAPPUZHA	31	29 (93.5%)	28 (90.3%)	26 (83.9%)	28 (90.3%)
KOTTAYAM	31	27 (87.1%)	25 (80.6%)	19 (61.3%)	24 (77.4%)
KOLLAM	30	29 (96.7%)	29 (96.7%)	26 (86.7%)	27 (90.%)
KASARAGOD	23	19 (82.6%)	17 (73.9%)	12 (52.2%)	16 (69.6%)
IDUKKI	20	19 (95.%)	18 (90.%)	14 (70.%)	18 (90.%)
PATHANAMTHITTA	19	18 (94.7%)	17 (89.5%)	15 (78.9%)	15 (78.9%)
WAYANAD	17	17 (100.%)	17 (100.%)	16 (94.1%)	17 (100.%)
Total	579	523 (90.3%)	489 (84.5%)	419 (72.4%)	425 (73.4%)

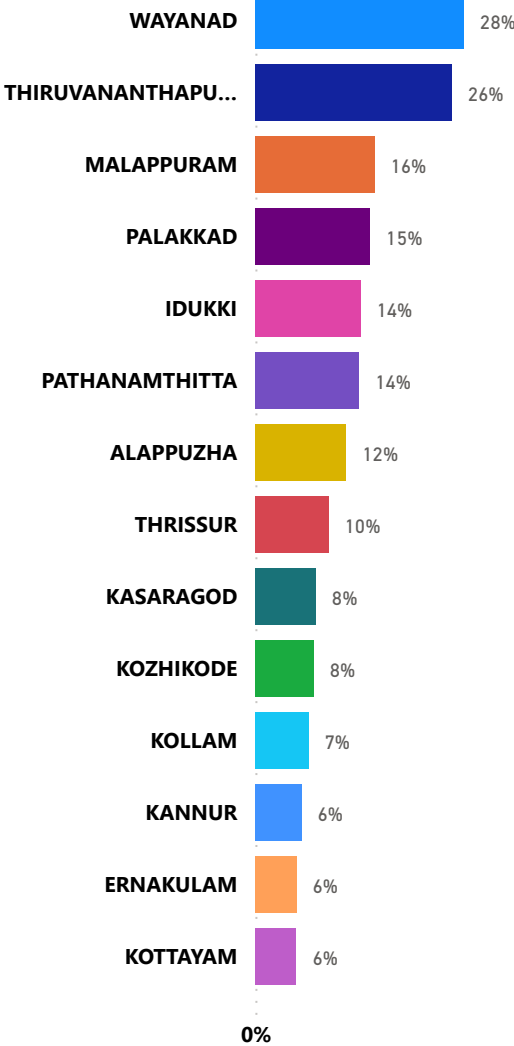
5. Appointment Booking in Hospitals (except Medical Colleges)



5. 1 Online Appointment Booking in Hospitals (except Medical Colleges)



6. eHealth Performance - Reach



Reach indicates the percentage of population availing services through eHealth. The formula used to calculate is (Number of UHID registered / Population) * 100 %.

7. Public Health Survey Status

