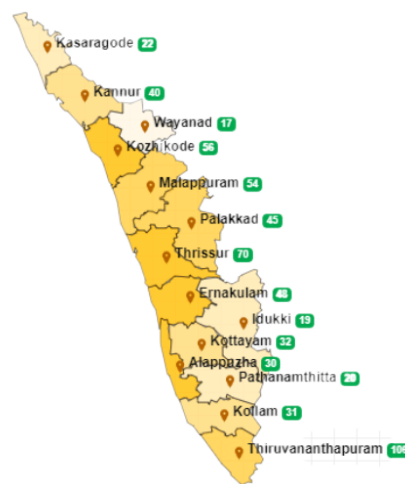


## 1. eHealth Kerala - Vital Statistics

Live Institutions	32
Medical College Hospitals	1
PHCs/FHCs	25
CHCs	1
DHs/GHs	3
PH Labs	0
Other(Inc UPHCs,Taluk Hospitals)	2



## 2. Highlights



- The Kottayam district is at position 5 in overall ranking based on district performance in providing eHealth services through all institutions except Medical Colleges.
- The reception module is functional in 27 of the 31 Institutions in the district.
- The district remains at position 8 in UHID visits with 28%.
- The district is at position :
  - 8 in OP Consultation with 78%.
  - 2 in Pharmacy Usage with 66%.



- The district is at position 11 in the house survey completion (0.28%) and at position 11 in member survey completion (0.01%).
- The district remains at last position in reach rank which indicates UHID registration proportionate to the population.
- The district is at last position in Online Appointment Booking percentage with 0.01%.

3. eHealth - District Ranking Matrix Based on Performance of all Institutions (except Medical Colleges)

The ranking matrix showcase the district performance in providing eHealth services through all institutions (except Medical Colleges) based on six different parameters. These parameters include whether the reception module is started or not, UHID Visits, Doctor Consultation, Pharmacy Usage, Lab Usage and number of Live Institutions. Based on the ranking, the districts are classified into three broad categories, the best performing districts, the average performing districts and the low performing districts.

The best performing districts should strive to continue to remain in the same position, whereas the average performing as well as the low performing districts should strive to reach to the 'top four' league.

The ranking matrix for the month of September '23 is given below:

Rank	District
1	WAYANAD
2	PATHANAMTHITTA
3	IDUKKI, PALAKKAD
4	THRISSUR
5	KANNUR, KOLLAM, KOTTAYAM
6	ALAPPUZHA, MALAPPURAM
7	KOZHIKODE, THIRUVANANTHAPURAM
8	KASARAGOD
9	ERNAKULAM

- Best performing
- Average performing
- Low performing

## 3. eHealth - Institution Level Ranking (except Medical Colleges)

Hospital	Rank
Family Health Centre Meenachil	1
Family Health Centre Moonnilavu	1
Family Health Centre Brahmamangalam	2
Family Health Centre Panachikkadu	2
Family Health Centre Udayanapuram	2
Family Health Centre Paippad	3
Family Health Centre Erattupetta	4
Family Health Centre Kaduthuruthy	4
Family Health Centre Kuruppanthara	4
Family Health Centre Manarcad	4
Family Health Centre Marangattupally	4
Family Health Centre Maravanthuruthu	4
Family Health Centre Parampuzha	4
Family Health Centre Vellavoor	4
Family Health Centre Mutholy	5
Family Health Centre Poonjar	5
Family Health Centre Vazhoor	5
Family Health Centre Veliyannoor	5
Family Health Centre Nattakom	6
Urban Primary Health Centre Perunna	6
Family Health Centre Kallara	7
Family Health Centre Madappally	7
Family Health Centre Thottackad	8
Family Health Centre Velloor	8
Community Health Centre Mundakayam	9
Community Health Centre Ramapuram	9
Taluk Headquarters Hospital Pampady	9

3.1 eHealth Performance - Reception Module

Reception Module is considered to be functional in an institution only if the number of total visits for the month is of minimum 500.

District	Institution Count	Institutions with Reception	% of institutions with Reception
PALAKKAD	44	44	100.00%
WAYANAD	17	17	100.00%
ALAPPUZHA	31	30	96.77%
KOLLAM	30	29	96.67%
IDUKKI	20	19	95.00%
PATHANAMTHITTA	19	18	94.74%
MALAPPURAM	53	50	94.34%
THIRUVANANTHAPURAM	102	95	93.14%
KANNUR	39	35	89.74%
KOTTAYAM	31	27	87.10%
THRISSUR	69	60	86.96%
KASARAGOD	23	19	82.61%
KOZHIKODE	54	44	81.48%
ERNAKULAM	47	38	80.85%

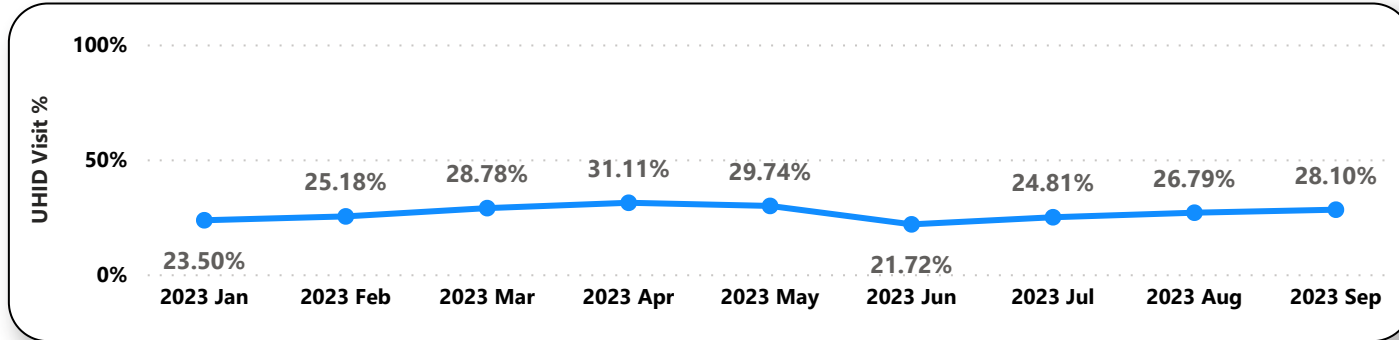
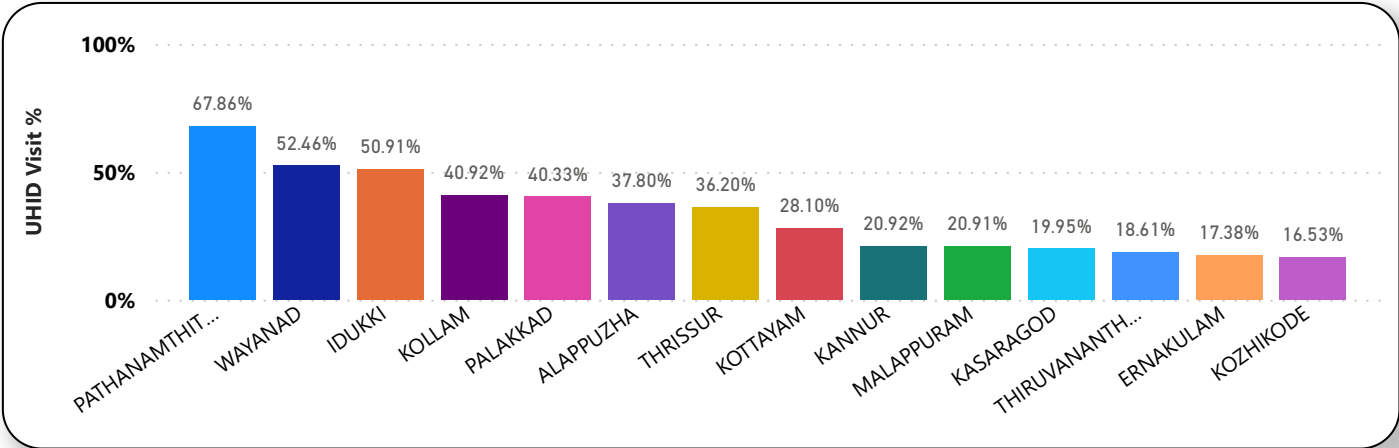
Hospital Name
GENERAL HOSPITAL PALA
GENERAL HOSPITAL KOTTAYAM
GENERAL HOSPITAL KANJIRAPALLY
FAMILY HEALTH CENTRE MEENADOM

Institutions where the reception module is either not started or not using



3.2 e-Health Performance - UHID Visits

UHID Visit % is calculated as (UHID Visits / Total Visit ) \*100



Institutions based on UHID Visits

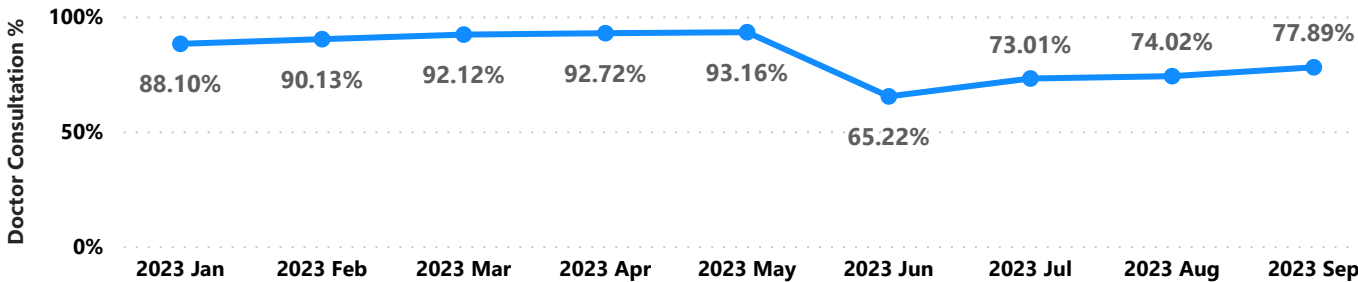
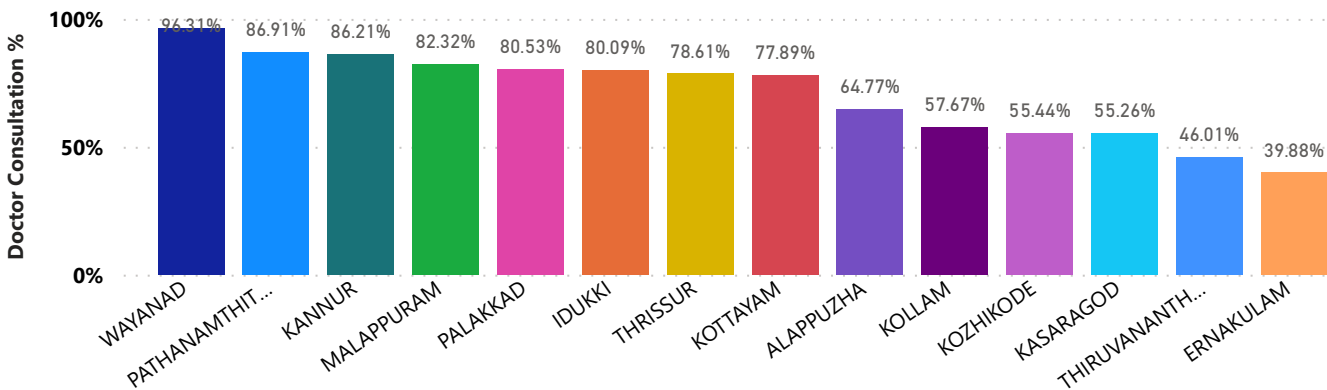
Institutions with atleast 100 UHID visits are listed here.

Hospital	UHID Visit %
Family Health Centre Moonnilavu	79.26%
Family Health Centre Vellavoor	75.11%
Family Health Centre Meenachil	68.25%
Family Health Centre Udayanapuram	58.64%
Family Health Centre Kuruppanthara	55.51%
Family Health Centre Brahmamangalam	54.11%
Family Health Centre Kaduthuruthy	53.81%
Family Health Centre Vazhoor	48.38%
Family Health Centre Panachikkadu	42.21%
Family Health Centre Veliyanoor	39.88%

Hospital	UHID Visit %
Family Health Centre Poonjar	6.25%
Community Health Centre Mundakayam	6.52%
Family Health Centre Thottackad	7.87%
Family Health Centre Velloor	11.28%
Family Health Centre Manarcad	15.24%
Family Health Centre Erattupetta	18.89%
Family Health Centre Nattakom	19.25%
Family Health Centre Parampuzha	22.15%
Urban Primary Health Centre Perunna	23.28%
Family Health Centre Kallara	29.07%

3.3 e-Health Performance - Doctor Consultation

Consultation % is calculated as (Doctor Consultation / OP Visits ) \*100



Doctor Consultation Percentage in all Institutions

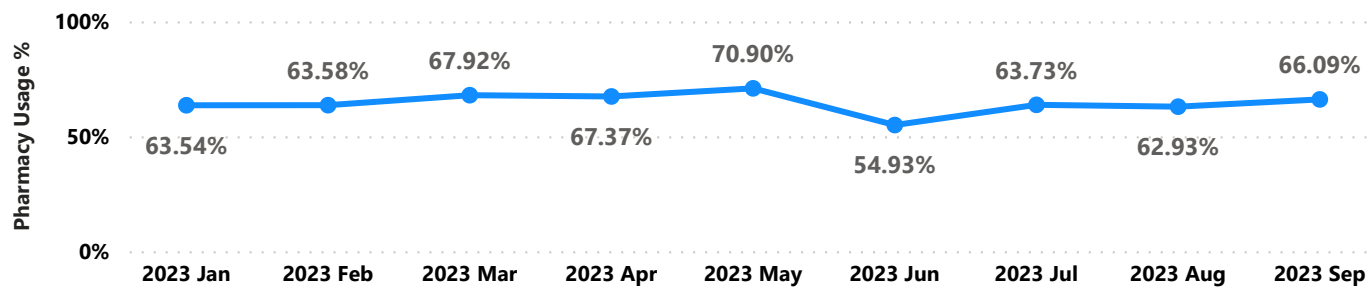
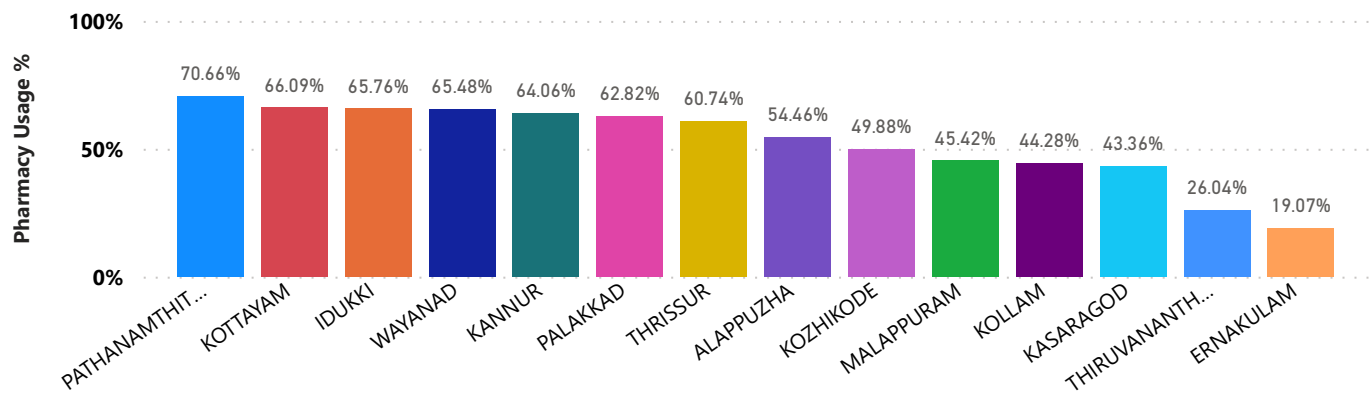
Institutions with atleast 100 UHID visits are listed here.

Hospital	Doctor Consultation %
Family Health Centre Kaduthuruthy	99.97%
Family Health Centre Kuruppanthara	99.92%
Family Health Centre Moonnilavu	99.89%
Urban Primary Health Centre Perunna	99.65%
Family Health Centre Erattupetta	99.55%
Family Health Centre Brahmamangalam	98.90%
Family Health Centre Vellavoor	98.81%
Family Health Centre Manarcad	98.78%
Family Health Centre Madappally	98.68%
Family Health Centre Veliyanoor	97.29%

Hospital	Doctor Consultation %
Community Health Centre Mundakayam	3.36%
Family Health Centre Kallara	51.95%
Family Health Centre Velloor	82.85%
Family Health Centre Mutholy	87.66%
Family Health Centre Vazhoor	90.70%
Family Health Centre Marangattupally	92.60%
Family Health Centre Maravanthuruthu	95.41%
Family Health Centre Udayanapuram	95.49%
Family Health Centre Nattakom	95.88%
Family Health Centre Thottackad	96.36%

3.4 e-Health Performance - Pharmacy Usage

Pharmacy % is calculated as (Pharmacy Prescriptions/ Total Visits ) \*100



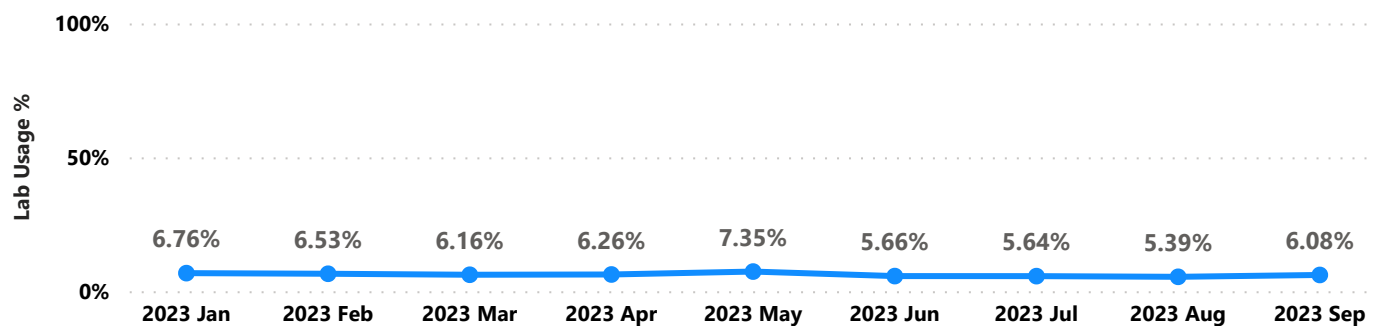
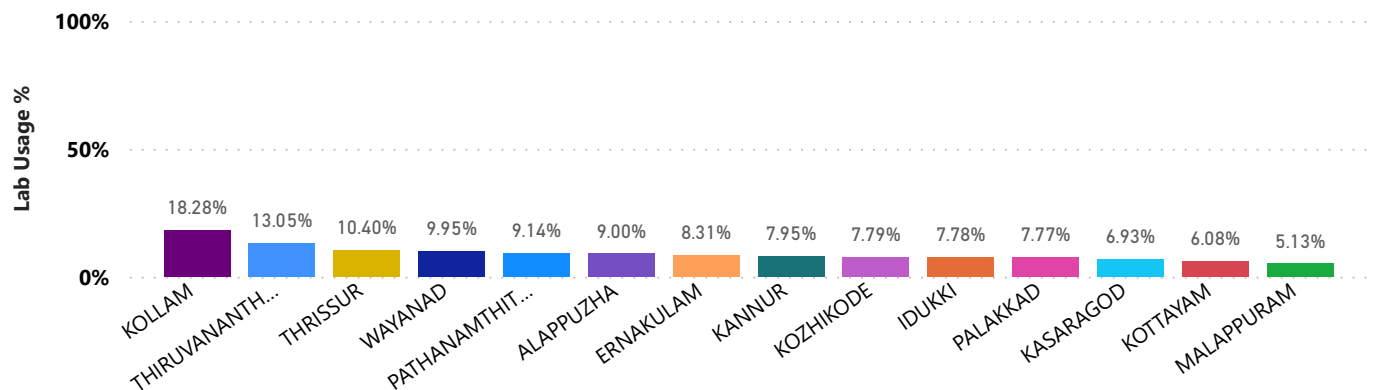
Pharmacy Usage in all Institutions

Institutions with atleast 100 UHID visits are listed here.

Hospital	Pharmacy Usage %	Hospital	Pharmacy Usage %
Family Health Centre Vellavoor	110.69%	Community Health Centre Mundakayam	0.02%
Family Health Centre Moonnilavu	101.60%	Family Health Centre Vazhoor	30.19%
Family Health Centre Paippad	101.41%	Family Health Centre Nattakom	42.55%
Family Health Centre Manarcad	100.35%	Family Health Centre Kallara	45.14%
Family Health Centre Brahmamangalam	99.57%	Family Health Centre Velloor	72.22%
Urban Primary Health Centre Perunna	98.64%	Family Health Centre Poonjar	72.53%
Family Health Centre Udayanapuram	97.61%	Family Health Centre Mutholy	75.34%
Family Health Centre Parampuzha	94.64%	Family Health Centre Madappally	76.42%
Family Health Centre Kuruppanthara	91.55%	Family Health Centre Thottackad	79.46%
Family Health Centre Panachikkadu	91.26%	Family Health Centre Erattupetta	81.92%

## 3.5 e-Health Performance - Lab Usage

Lab % is calculated as (Lab Prescriptions/ Total Visits ) \*100



## Lab Usage in all Institutions

Institutions with atleast 100 UHID visits are listed here.

Hospital	Lab Usage %
Family Health Centre Panachikkadu	17.18%
Family Health Centre Kallara	15.98%
Family Health Centre Meenachil	15.32%
Family Health Centre Vazhoor	11.66%
Family Health Centre Moonnilavu	11.44%
Family Health Centre Poonjar	11.21%
Family Health Centre Brahmamangalam	10.82%
Family Health Centre Erattupetta	10.00%
Family Health Centre Nattakom	9.84%
Family Health Centre Udayanapuram	9.49%
Family Health Centre Manarcad	7.88%

Hospital	Lab Usage %
Community Health Centre Mundakayam	0.00%
Family Health Centre Vellavoor	0.00%
Family Health Centre Madappally	0.69%
Urban Primary Health Centre Perunna	1.29%
Family Health Centre Thottackad	1.44%
Family Health Centre Kaduthuruthy	3.73%
Family Health Centre Velloor	3.73%
Family Health Centre Kuruppanthara	3.98%
Family Health Centre Veliyanoor	4.28%
Family Health Centre Marangattupally	5.42%
Family Health Centre Maravanthuruthu	5.66%



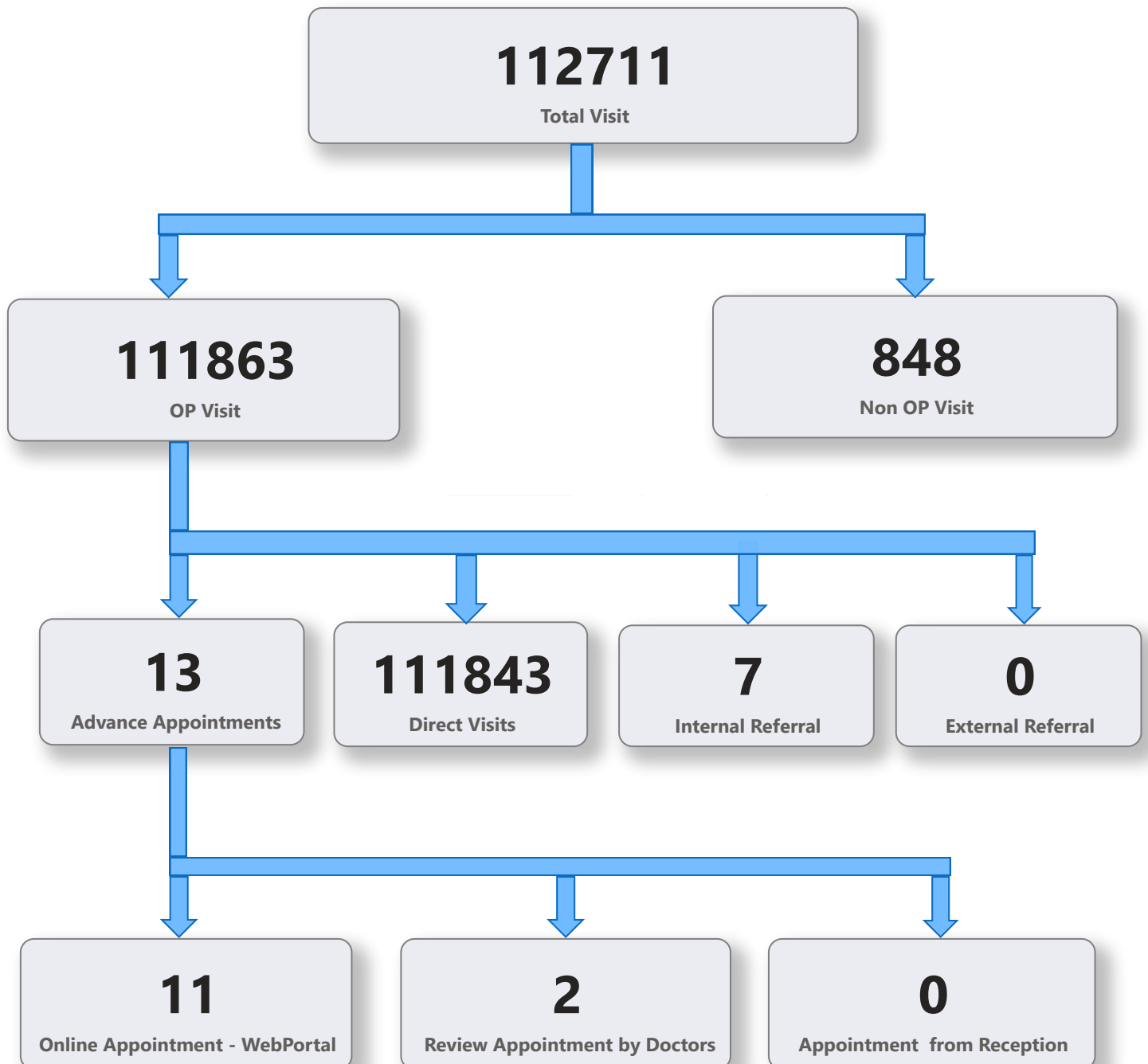
4. Status of Modules Usage in Hospitals

District wise status of live institutions and the count of various modules [Reception, OP Consultation, Lab, Pharmacy] started / functional.

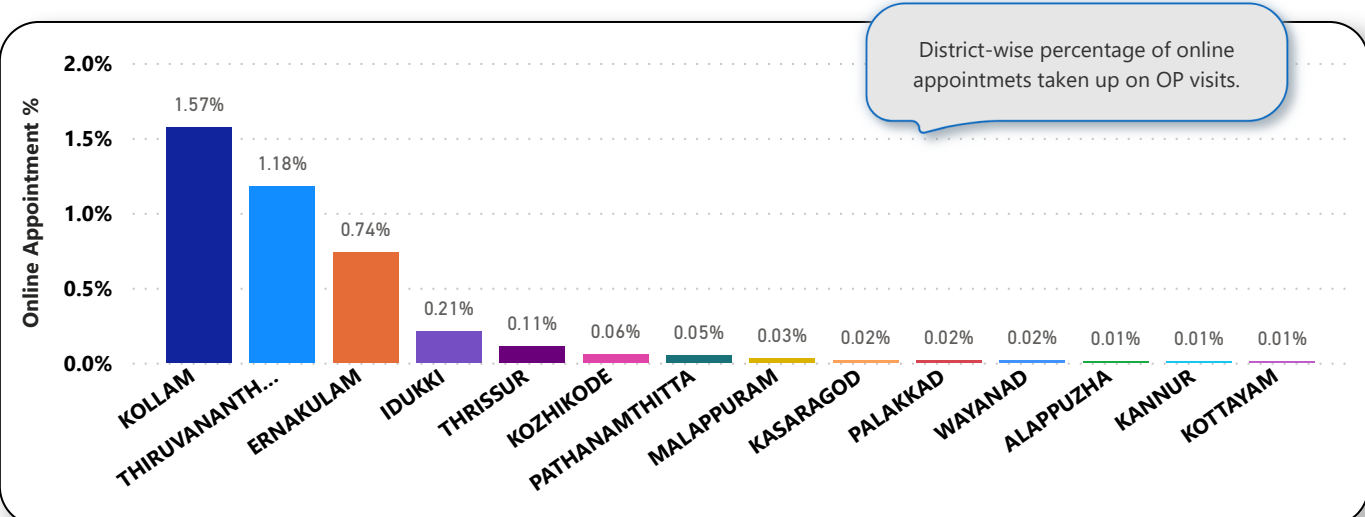
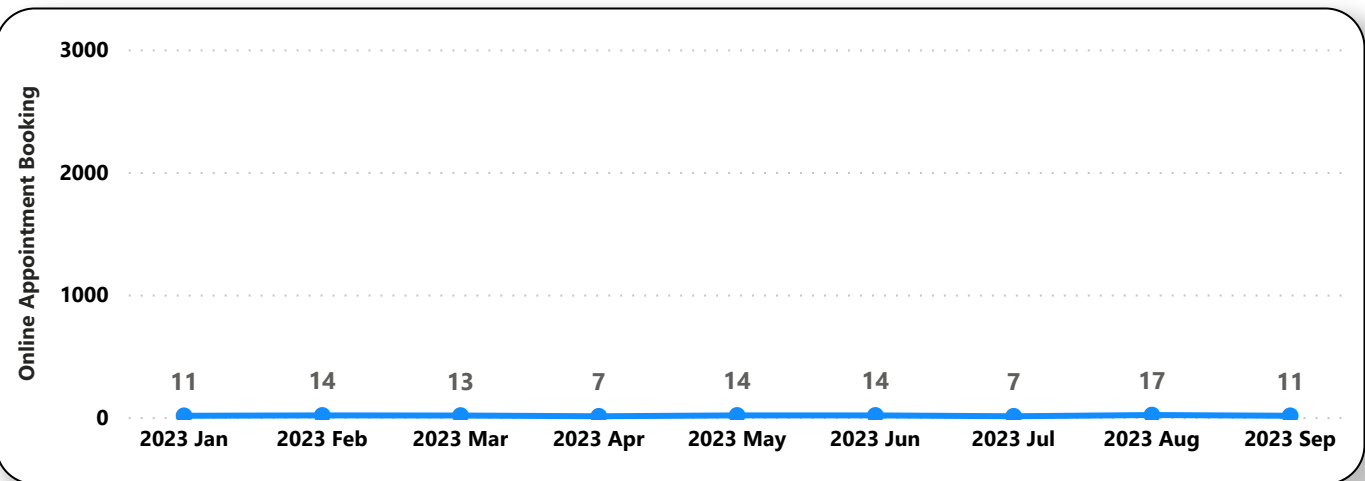
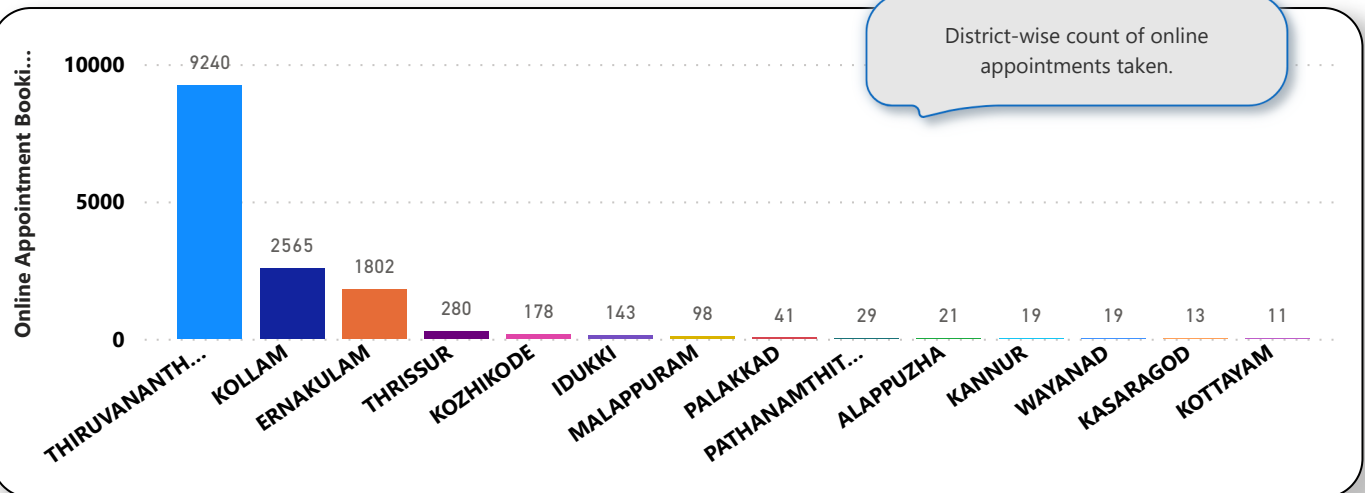
District Name	Live Institutions	Reception	Consultation	Lab	Pharmacy
THIRUVANANTHAPURAM	102	95 (93.1%)	91 (89.2%)	79 (77.5%)	74 (72.5%)
THRISSUR	69	60 (87.%)	57 (82.6%)	54 (78.3%)	54 (78.3%)
KOZHIKODE	54	44 (81.5%)	35 (64.8%)	35 (64.8%)	35 (64.8%)
MALAPPURAM	53	50 (94.3%)	49 (92.5%)	42 (79.2%)	40 (75.5%)
ERNAKULAM	47	38 (80.9%)	33 (70.2%)	21 (44.7%)	16 (34.%)
PALAKKAD	44	43 (97.7%)	40 (90.9%)	33 (75.%)	32 (72.7%)
KANNUR	39	35 (89.7%)	33 (84.6%)	27 (69.2%)	29 (74.4%)
ALAPPUZHA	31	29 (93.5%)	28 (90.3%)	26 (83.9%)	28 (90.3%)
KOTTAYAM	31	27 (87.1%)	25 (80.6%)	19 (61.3%)	24 (77.4%)
KOLLAM	30	29 (96.7%)	29 (96.7%)	26 (86.7%)	27 (90.%)
KASARAGOD	23	19 (82.6%)	17 (73.9%)	12 (52.2%)	16 (69.6%)
IDUKKI	20	19 (95.%)	18 (90.%)	14 (70.%)	18 (90.%)
PATHANAMTHITTA	19	18 (94.7%)	17 (89.5%)	15 (78.9%)	15 (78.9%)
WAYANAD	17	17 (100.%)	17 (100.%)	16 (94.1%)	17 (100.%)
Total	579	523 (90.3%)	489 (84.5%)	419 (72.4%)	425 (73.4%)



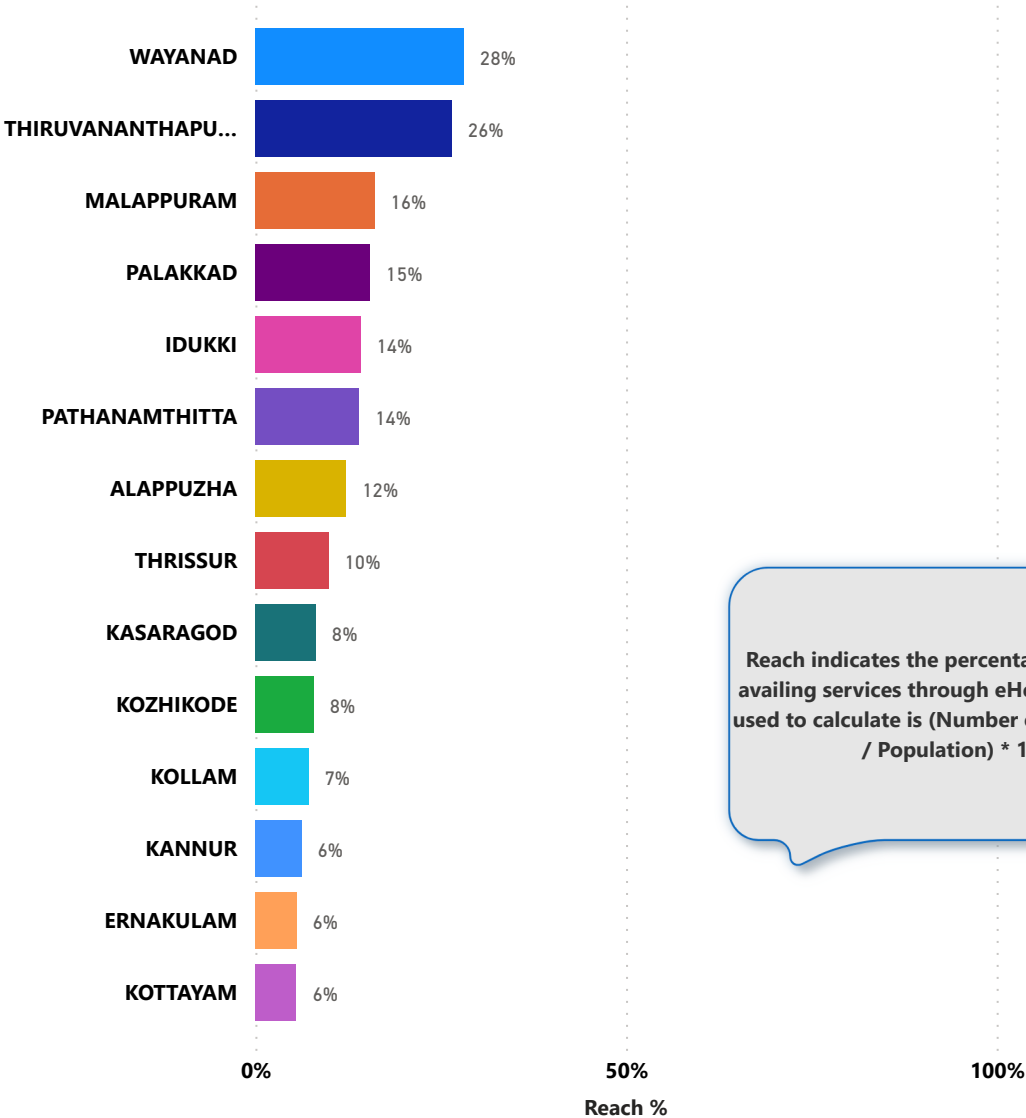
**5. Appointment Booking in Hospitals (except Medical Colleges)**



## 5. 1 Online Appointment Booking in Hospitals (except Medical Colleges)



6. eHealth Performance - Reach



Reach indicates the percentage of population availing services through eHealth. The formula used to calculate is (Number of UHID registered / Population) \* 100 %.

7. Public Health Survey Status

