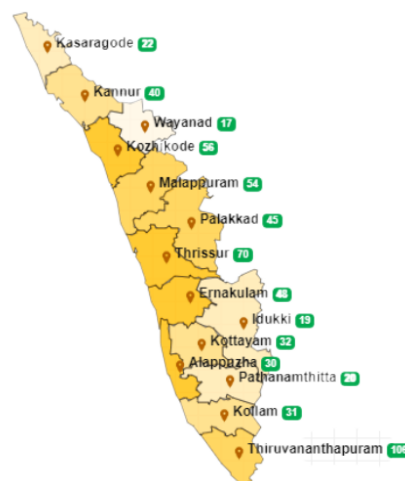


## 1. eHealth Kerala - Vital Statistics

Live Institutions	45
Medical College Hospitals	1
PHCs/FHCs	41
CHCs	0
DHs/GHs	0
PH Labs	0
Other(Inc UPHCs,Taluk Hospitals)	3



## 2. Highlights



- The Palakkad district is at position 3 in overall ranking based on district performance in providing eHealth services through all institutions except Medical Colleges.
- Reception module started in 44 of 44 institutions of the district.
- Palakkad district remains at 5th position in UHID Visits with 40.33%.
- The district stands at position
  - 5 in OP Consultation with nearly 80.53%.
  - 6 in Pharmacy Usage 62.82%.



- Palakkad district stands at 11th position in Lab Usage with 7.77%.
- The district is at position 9 in Online Appointment Booking percentage(0.02%) calculated upon OP visits.
- The district is at position 9 in house survey completion (0.77%) and at position 7 in member survey completion (0.07%).

3. eHealth - District Ranking Matrix Based on Performance of all Institutions (except Medical Colleges)

The ranking matrix showcase the district performance in providing eHealth services through all institutions (except Medical Colleges) based on six different parameters. These parameters include whether the reception module is started or not, UHID Visits, Doctor Consultation, Pharmacy Usage, Lab Usage and number of Live Institutions. Based on the ranking, the districts are classified into three broad categories, the best performing districts, the average performing districts and the low performing districts.

The best performing districts should strive to continue to remain in the same position, whereas the average performing as well as the low performing districts should strive to reach to the 'top four' league.

The ranking matrix for the month of September '23 is given below:

Rank	District
1	WAYANAD
2	PATHANAMTHITTA
3	IDUKKI, PALAKKAD
4	THRISSUR
5	KANNUR, KOLLAM, KOTTAYAM
6	ALAPPUZHA, MALAPPURAM
7	KOZHIKODE, THIRUVANANTHAPURAM
8	KASARAGOD
9	ERNAKULAM

- Best performing
- Average performing
- Low performing

## 3. eHealth - Institution Level Ranking (except Medical Colleges)

Hospital	Rank
Family Health Centre Kavassery	1
Family Health Centre Keralassery	1
Family Health Centre Kizhakkencherry	1
Family Health Centre Kuthanur	1
Family Health Centre Mankara	1
Family Health Centre Mannur	1
Family Health Centre Ozhalapathy	1
Urban Primary Health Centre Diara Street	1
Family Health Centre Kanjirapuzha	2
Family Health Centre Kumbidi	2
Family Health Centre Nellore	2
Family Health Centre Parali	2
Family Health Centre Peruvemba	2
Family Health Centre Puthucode	2
Family Health Centre Vandazhy	2
Family Health Centre Vaniyankulam	2
Family Health Centre Vannamada	2
Family Health Centre Adakkaputhur	3
Family Health Centre Kappoor	3
Family Health Centre Kunissery	3
Family Health Centre Pallippuram	3
Family Health Centre Sreekrishnapuram	3
Urban Primary Health Centre Kulappully	3

Hospital	Rank
Family Health Centre Kottopadam	10
Family Health Centre Muthalamada	10
Family Health Centre Vellinezhi	10
Government Tribal Speciality Hospital Kottathara	10
Family Health Centre Chalavara	9
Family Health Centre Karakurissi	9
Family Health Centre Vadavannur	9
Family Health Centre Pallassana	8
Family Health Centre Elambulassery	7
Family Health Centre Peringotturissi	7
Family Health Centre Pudukkottai	7
Family Health Centre Anakkattai	6
Family Health Centre Pookkottukavu	6
Family Health Centre Kollengode	5
Family Health Centre Kumaranellur	5
Family Health Centre Ayalur	4
Family Health Centre Kalladikode	4
Family Health Centre Mathur	4
Family Health Centre Nannode	4
Family Health Centre Pattithara	4
Family Health Centre Pudur	4
Family Health Centre Adakkaputhur	3
Family Health Centre Kappoor	3

3.1 eHealth Performance - Reception Module

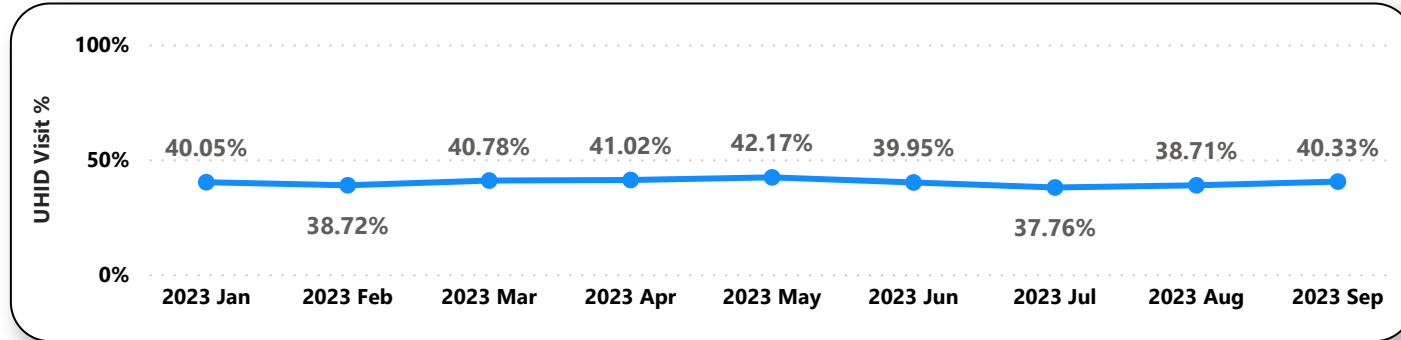
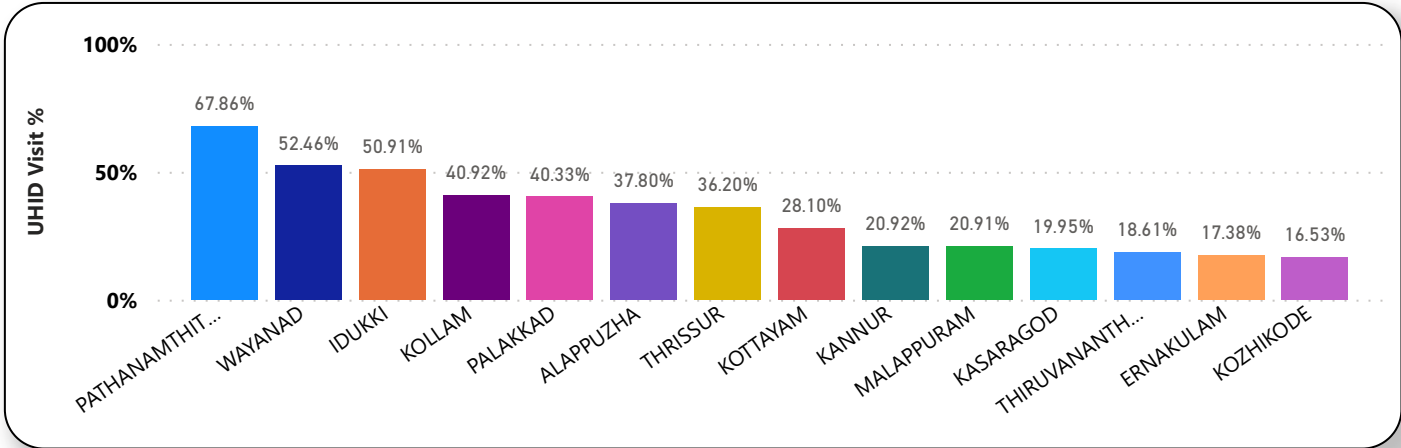
Reception Module is considered to be functional in an institution only if the number of total visits for the month is of minimum 500.

District	Institution Count	Institutions with Reception	% of institutions with Reception
PALAKKAD	44	44	100.00%
WAYANAD	17	17	100.00%
ALAPPUZHA	31	30	96.77%
KOLLAM	30	29	96.67%
IDUKKI	20	19	95.00%
PATHANAMTHITTA	19	18	94.74%
MALAPPURAM	53	50	94.34%
THIRUVANANTHAPURAM	102	95	93.14%
KANNUR	39	35	89.74%
KOTTAYAM	31	27	87.10%
THRISSUR	69	60	86.96%
KASARAGOD	23	19	82.61%
KOZHIKODE	54	44	81.48%
ERNAKULAM	47	38	80.85%



3.2 e-Health Performance - UHID Visits

UHID Visit % is calculated as (UHID Visits / Total Visit ) \*100



Institutions based on UHID Visits

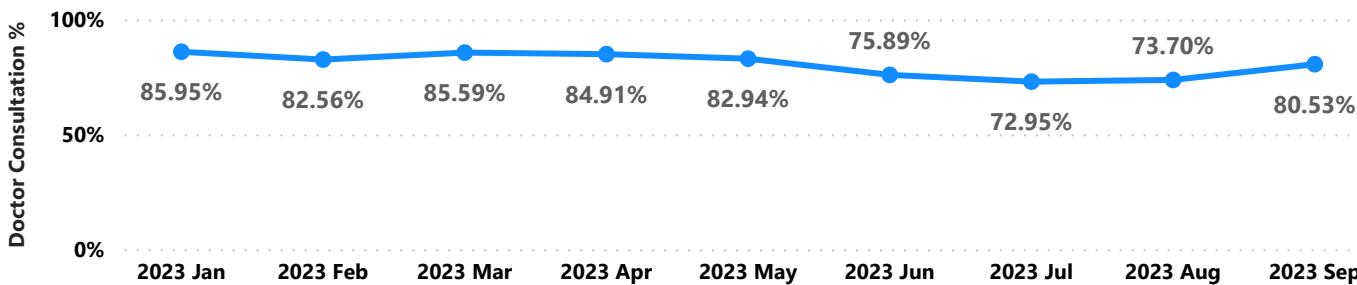
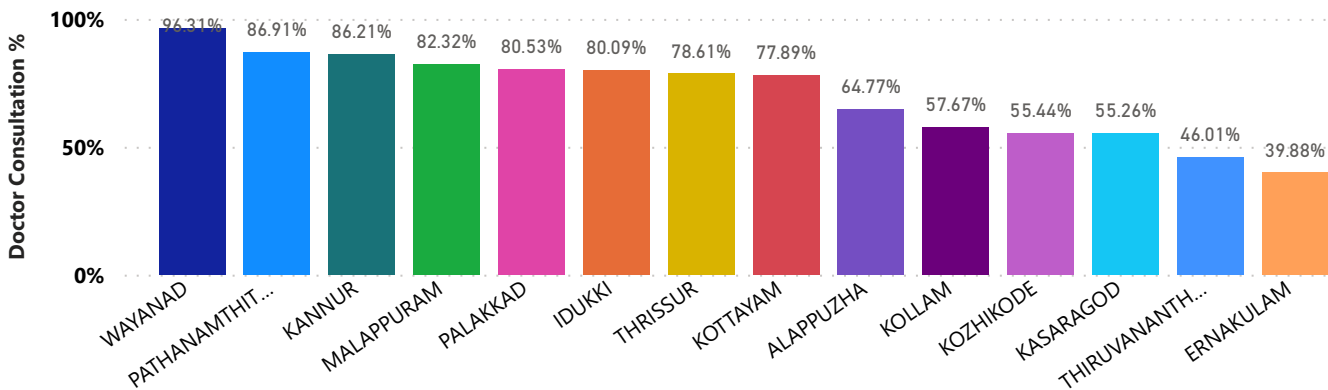
Institutions with atleast 100 UHID visits are listed here.

Hospital	UHID Visit %
Family Health Centre Kavassery	90.12%
Family Health Centre Mannur	86.94%
Family Health Centre Kizhakkencherry	78.49%
Family Health Centre Pallippuram	78.05%
Family Health Centre Kuthanur	73.25%
Urban Primary Health Centre Diara Street	69.69%
Family Health Centre Keralassery	69.60%
Family Health Centre Vaniyamkulam	67.91%
Family Health Centre Pudukkottai	67.61%
Family Health Centre Ayazpur	64.38%

Hospital	UHID Visit %
Family Health Centre Kalladikode	4.03%
Government Tribal Speciality Hospital Kottathara	5.58%
Family Health Centre Vellinezhi	7.53%
Family Health Centre Kollengode	8.87%
Family Health Centre Chalavara	8.90%
Family Health Centre Pudur	13.86%
Family Health Centre Muthalamada	14.52%
Family Health Centre Pookkottukavu	15.13%
Family Health Centre Pattithara	17.00%

3.3 e-Health Performance - Doctor Consultation

Consultation % is calculated as (Doctor Consultation / OP Visits ) \*100



Doctor Consultation Percentage in all Institutions

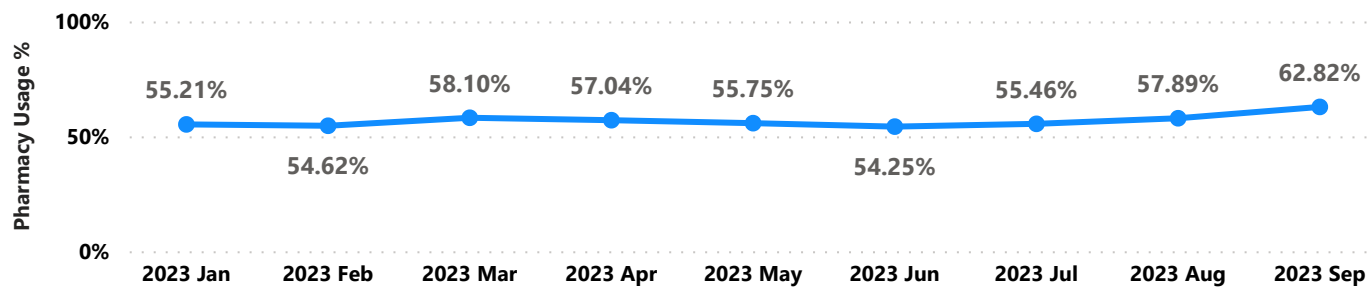
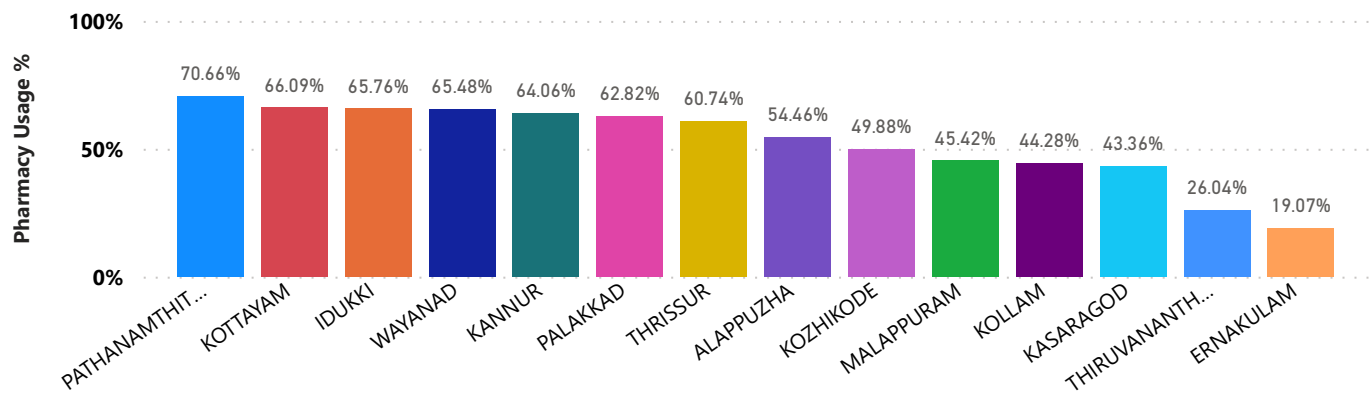
Institutions with atleast 100 UHID visits are listed here.

Hospital	Doctor Consultation %
Family Health Centre Sreekrishnapuram	99.94%
Family Health Centre Pattithara	99.92%
Family Health Centre Vaniyamkulam	99.90%
Family Health Centre Ozhalapathy	99.79%
Family Health Centre Adakkaputhur	99.75%
Family Health Centre Peruvemba	99.54%
Family Health Centre Kalladikode	99.12%
Family Health Centre Nellaya	99.00%
Family Health Centre Vannamada	98.82%
Family Health Centre Kizhakkencherry	98.78%

Hospital	Doctor Consultation %
Family Health Centre Muthalamada	0.00%
Family Health Centre Vadavannur	0.00%
Government Tribal Speciality Hospital Kottathara	0.00%
Family Health Centre Peringottukurissi	24.49%
Family Health Centre Vellinezhi	34.73%
Family Health Centre Chalavara	51.82%
Family Health Centre Nanniode	80.52%
Family Health Centre Puduppariyaram	84.86%
Family Health Centre Kollengode	89.62%
Family Health Centre Puthucode	90.60%

3.4 e-Health Performance - Pharmacy Usage

Pharmacy % is calculated as (Pharmacy Prescriptions/ Total Visits ) \*100



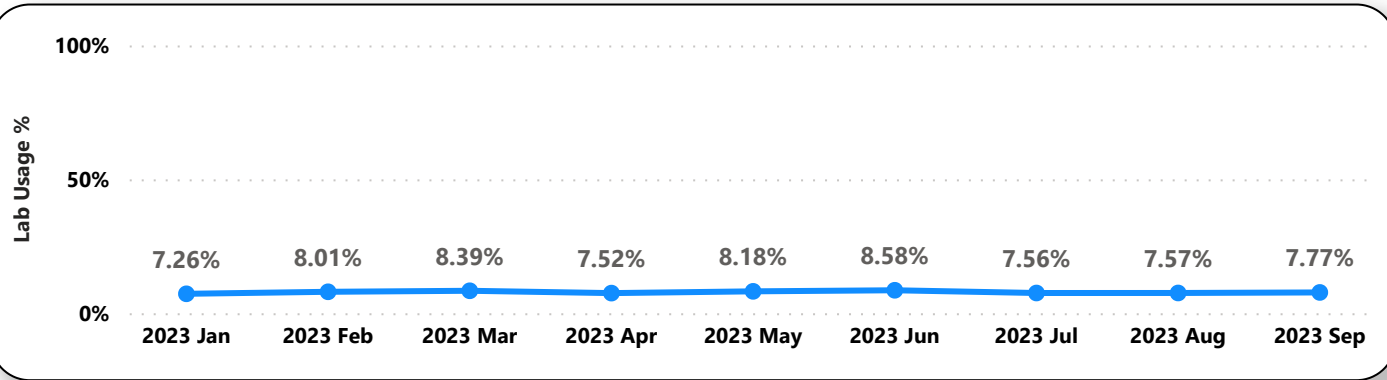
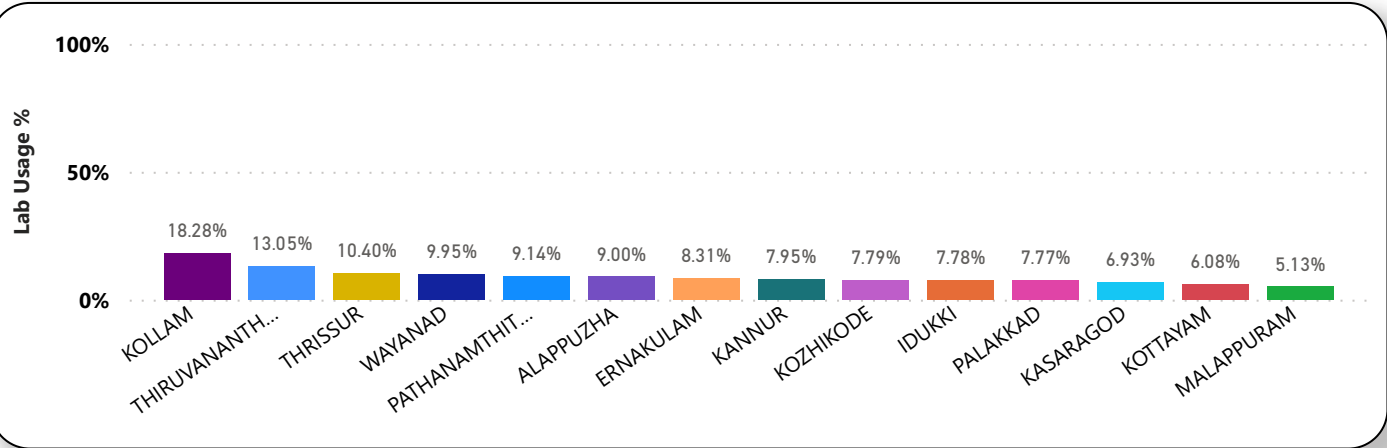
Pharmacy Usage in all Institutions

Institutions with atleast 100 UHID visits are listed here.

Hospital	Pharmacy Usage %	Hospital	Pharmacy Usage %
Family Health Centre Adakkaputhur	94.04%	Family Health Centre Muthalamada	0.00%
Family Health Centre Pallippuram	93.67%	Family Health Centre Vadavannur	0.00%
Family Health Centre Kalladikode	93.46%	Family Health Centre Vellinezhi	0.00%
Family Health Centre Vaniyamkulam	92.66%	Government Tribal Speciality Hospital Kottathara	0.00%
Family Health Centre Pattithara	92.46%	Family Health Centre Puduppariyaram	0.17%
Family Health Centre Pookkottukavu	92.42%	Family Health Centre Chalavara	0.41%
Family Health Centre Kavassery	92.15%	Family Health Centre Peringottukurissi	1.78%
Family Health Centre Kappoor	91.93%	Family Health Centre Ayalur	1.86%
Family Health Centre Kuthanur	91.68%	Family Health Centre Kunissery	63.72%
Family Health Centre Vannamada	91.34%	Family Health Centre Nanniyar	68.04%

3.5 e-Health Performance - Lab Usage

Lab % is calculated as (Lab Prescriptions/ Total Visits ) \*100



Lab Usage in all Institutions

Institutions with atleast 100 UHID visits are listed here.

Hospital	Lab Usage %
Urban Primary Health Centre Kulappully	34.71%
Urban Primary Health Centre Diara Street	17.88%
Family Health Centre Vannamada	15.52%
Family Health Centre Kunissery	15.31%
Family Health Centre Adakkaputhur	14.41%
Family Health Centre Ozhalapathy	14.23%
Family Health Centre Parali	13.74%
Family Health Centre Kanjirapuzha	13.69%
Family Health Centre Mankara	12.64%
Family Health Centre Pattithara	12.32%
Family Health Centre Mannur	12.04%

Hospital	Lab Usage %
Family Health Centre Muthalamada	0.00%
Family Health Centre Puduppariyaram	0.00%
Family Health Centre Vadavannur	0.00%
Family Health Centre Vellinezhi	0.00%
Government Tribal Speciality Hospital Kottathara	0.00%
Family Health Centre Chalavara	0.78%
Family Health Centre Kumaranellur	1.12%
Family Health Centre Pookkottukavu	3.41%
Family Health Centre Pallippuram	3.88%
Family Health Centre Mathur	4.85%



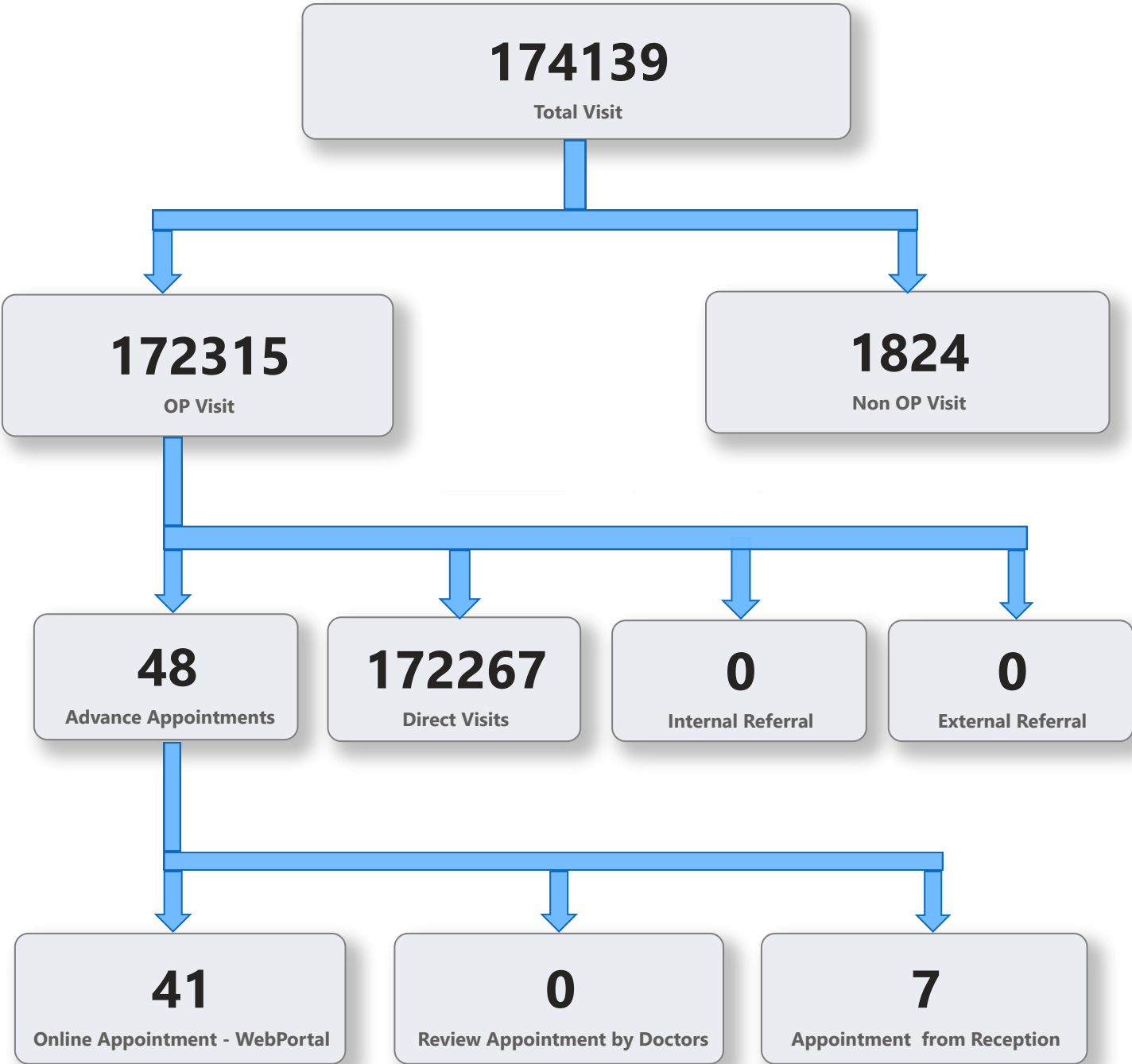
4. Status of Modules Usage in Hospitals

District wise status of live institutions and the count of various modules [Reception, OP Consultation, Lab, Pharmacy] started / functional.

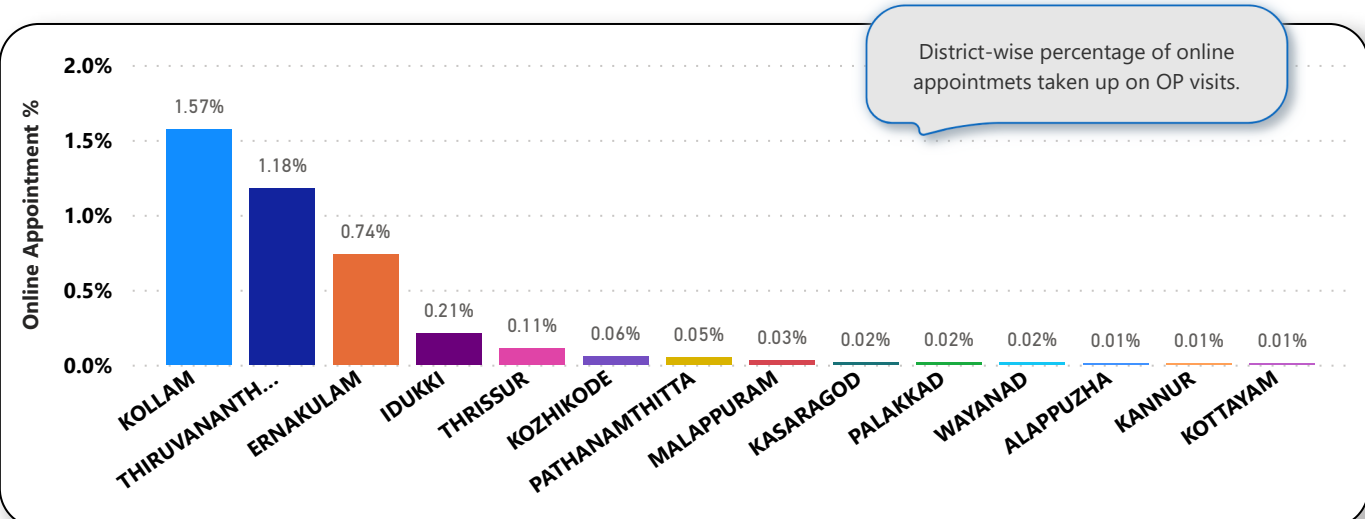
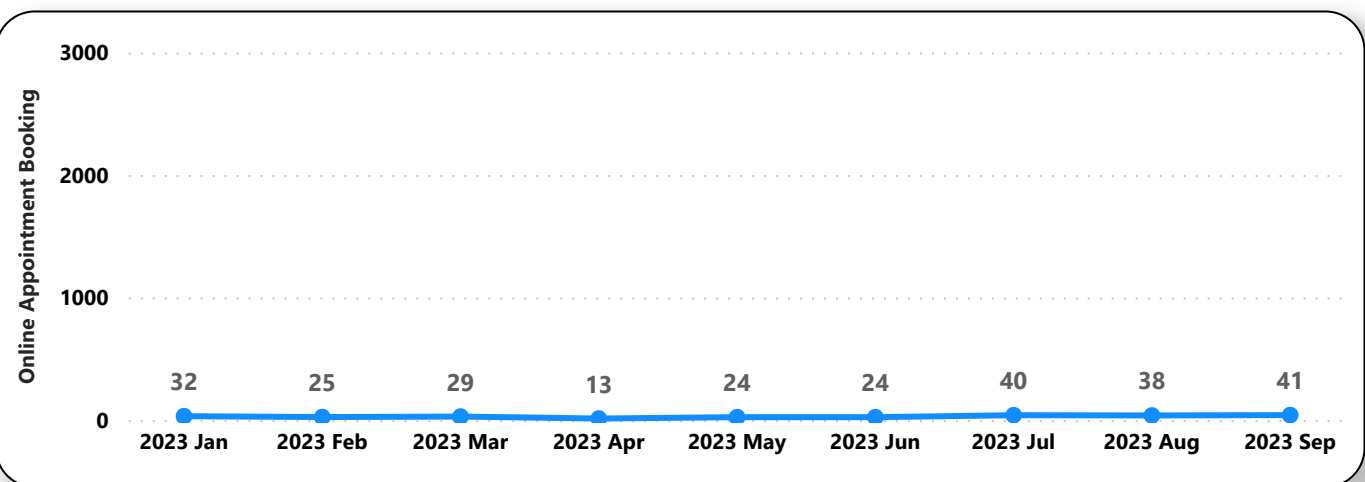
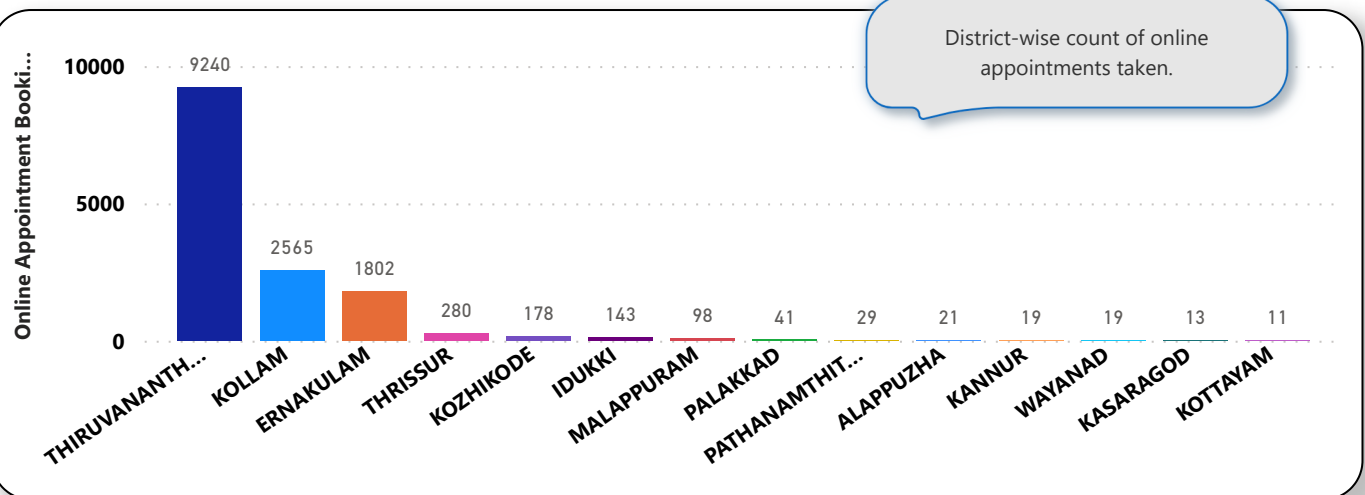
District Name	Live Institutions	Reception	Consultation	Lab	Pharmacy
THIRUVANANTHAPURAM	102	95 (93.1%)	91 (89.2%)	79 (77.5%)	74 (72.5%)
THRISSUR	69	60 (87.%)	57 (82.6%)	54 (78.3%)	54 (78.3%)
KOZHIKODE	54	44 (81.5%)	35 (64.8%)	35 (64.8%)	35 (64.8%)
MALAPPURAM	53	50 (94.3%)	49 (92.5%)	42 (79.2%)	40 (75.5%)
ERNAKULAM	47	38 (80.9%)	33 (70.2%)	21 (44.7%)	16 (34.%)
PALAKKAD	44	43 (97.7%)	40 (90.9%)	33 (75.%)	32 (72.7%)
KANNUR	39	35 (89.7%)	33 (84.6%)	27 (69.2%)	29 (74.4%)
ALAPPUZHA	31	29 (93.5%)	28 (90.3%)	26 (83.9%)	28 (90.3%)
KOTTAYAM	31	27 (87.1%)	25 (80.6%)	19 (61.3%)	24 (77.4%)
KOLLAM	30	29 (96.7%)	29 (96.7%)	26 (86.7%)	27 (90.%)
KASARAGOD	23	19 (82.6%)	17 (73.9%)	12 (52.2%)	16 (69.6%)
IDUKKI	20	19 (95.%)	18 (90.%)	14 (70.%)	18 (90.%)
PATHANAMTHITTA	19	18 (94.7%)	17 (89.5%)	15 (78.9%)	15 (78.9%)
WAYANAD	17	17 (100.%)	17 (100.%)	16 (94.1%)	17 (100.%)
Total	579	523 (90.3%)	489 (84.5%)	419 (72.4%)	425 (73.4%)



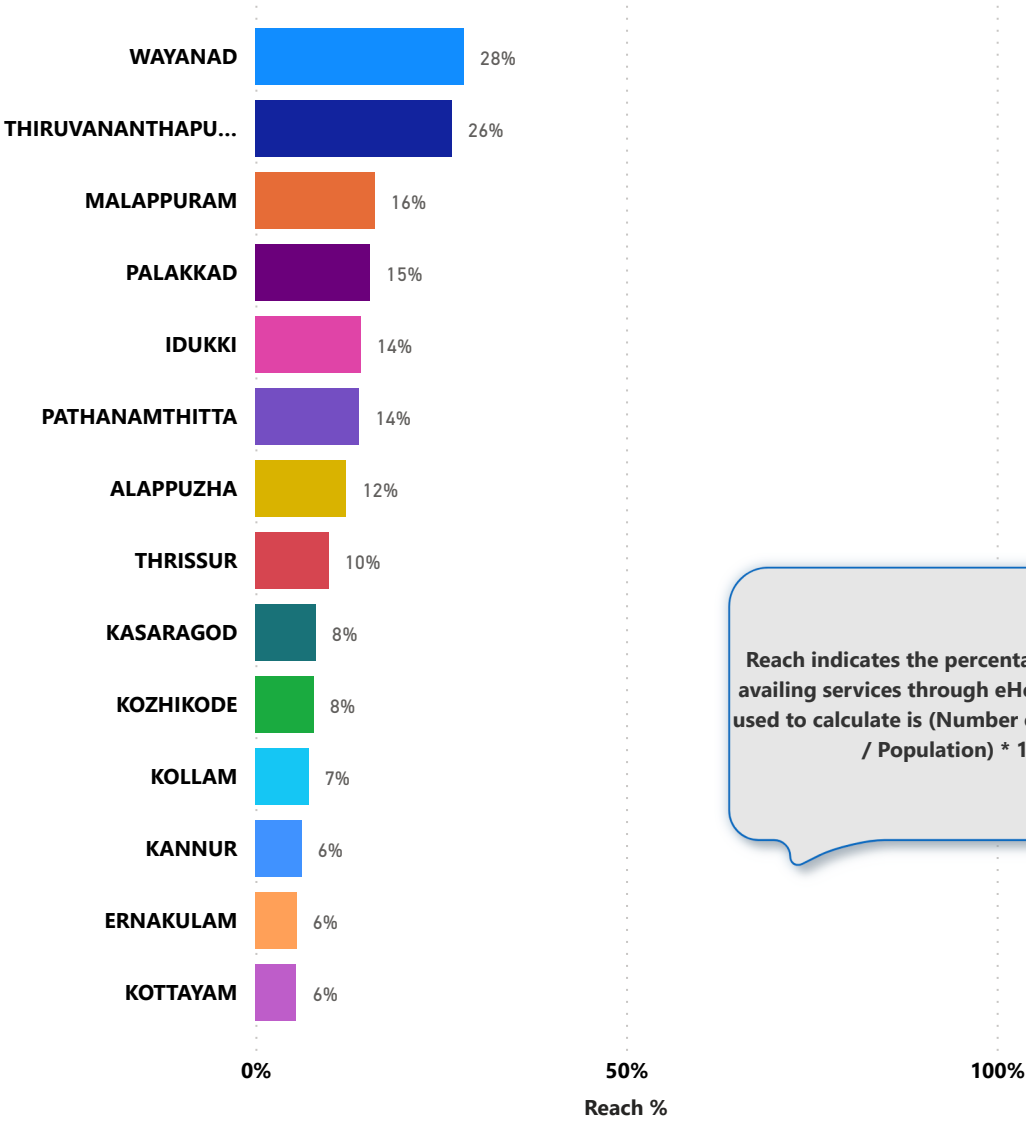
5. Appointment Booking in Hospitals (except Medical Colleges)



## 5. 1 Online Appointment Booking in Hospitals (except Medical Colleges)



6. eHealth Performance - Reach



7. Public Health Survey Status

