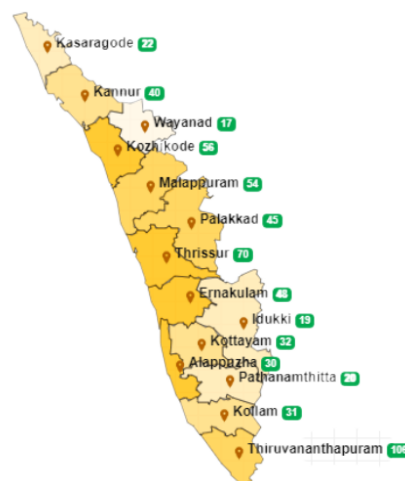


1. eHealth Kerala - Vital Statistics

Live Institutions	20
Medical College Hospitals	1
PHCs/FHCs	17
CHCs	0
DHs/GHs	1
PH Labs	0
Other(Inc UPHCs,Taluk Hospitals)	1



2. Highlights



- The district remains at position 2 in overall ranking based on district performance in providing eHealth services through all institutions except Medical Colleges.
- Reception module started in 18 of 19 Institutions in the district.
- The district remains at position 1 in UHID Visits with nearly 68%.
- The district remains at position 2 in OP consultation with nearly 87%.
- The district remains at position 1 in Pharmacy Usage with nearly 71%.



- The district is at position 7 in the Online Appointment Booking percentage (0.05%) calculated upon OP visits.
- District is at Position 5 in the reach which indicates the percentage of population availing the services from eHealth.
- The district is at position 6 in house survey completion (3.36%) and member survey completion (0.11%).

3. eHealth - District Ranking Matrix Based on Performance of all Institutions (except Medical Colleges)

The ranking matrix showcase the district performance in providing eHealth services through all institutions (except Medical Colleges) based on six different parameters. These parameters include whether the reception module is started or not, UHID Visits, Doctor Consultation, Pharmacy Usage, Lab Usage and number of Live Institutions. Based on the ranking, the districts are classified into three broad categories, the best performing districts, the average performing districts and the low performing districts.

The best performing districts should strive to continue to remain in the same position, whereas the average performing as well as the low performing districts should strive to reach to the 'top four' league.

The ranking matrix for the month of September '23 is given below:

Rank	District
1	WAYANAD
2	PATHANAMTHITTA
3	IDUKKI, PALAKKAD
4	THRISSUR
5	KANNUR, KOLLAM, KOTTAYAM
6	ALAPPUZHA, MALAPPURAM
7	KOZHIKODE, THIRUVANANTHAPURAM
8	KASARAGOD
9	ERNAKULAM

- Best performing
- Average performing
- Low performing

3. eHealth - Institution Level Ranking (except Medical Colleges)

Hospital	Rank
Family Health Centre Chandanappally	1
Family Health Centre Chenneerkara	1
Family Health Centre Ezhamkulam	1
Family Health Centre Koipuram	1
Family Health Centre Mezhuveli	1
Family Health Centre Pallickal	1
Family Health Centre Thannithode	1
Urban Family Health Centre Thiruvalla	1
Family Health Centre Pandalam	2
Family Health Centre Vadasserikkara	2
Family Health Centre Kadammanitta	3
Family Health Centre Kottangal	4
Family Health Centre Naranammoozhy	4
Family Health Centre Othara	4
Family Health Centre Anicadu	5
Family Health Centre Chittar	5
Family Health Centre Niranam	6
Family Health Centre Vechoochira	6

3.1 eHealth Performance - Reception Module

Reception Module is considered to be functional in an institution only if the number of total visits for the month is of minimum 500.

District	Institution Count	Institutions with Reception	% of institutions with Reception
PALAKKAD	44	44	100.00%
WAYANAD	17	17	100.00%
ALAPPUZHA	31	30	96.77%
KOLLAM	30	29	96.67%
IDUKKI	20	19	95.00%
PATHANAMTHITTA	19	18	94.74%
MALAPPURAM	53	50	94.34%
THIRUVANANTHAPURAM	102	95	93.14%
KANNUR	39	35	89.74%
KOTTAYAM	31	27	87.10%
THRISSUR	69	60	86.96%
KASARAGOD	23	19	82.61%
KOZHIKODE	54	44	81.48%
ERNAKULAM	47	38	80.85%

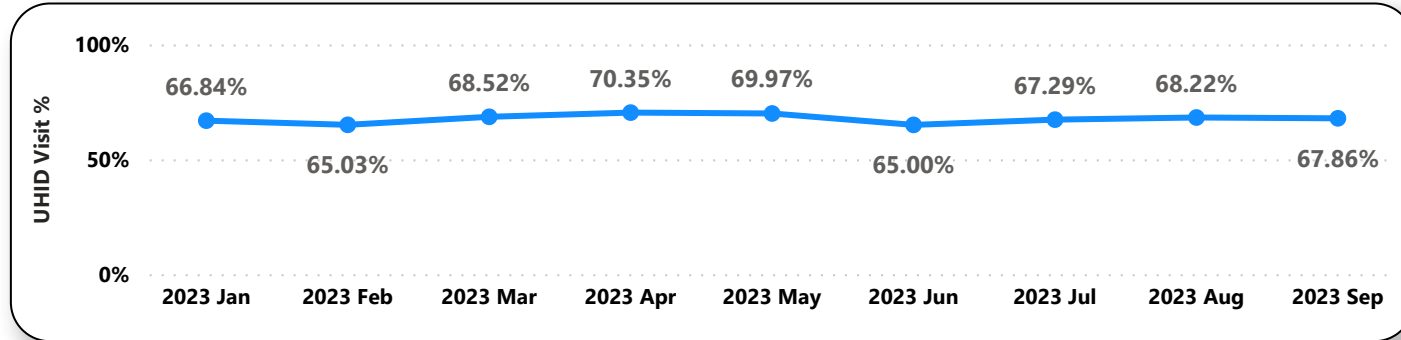
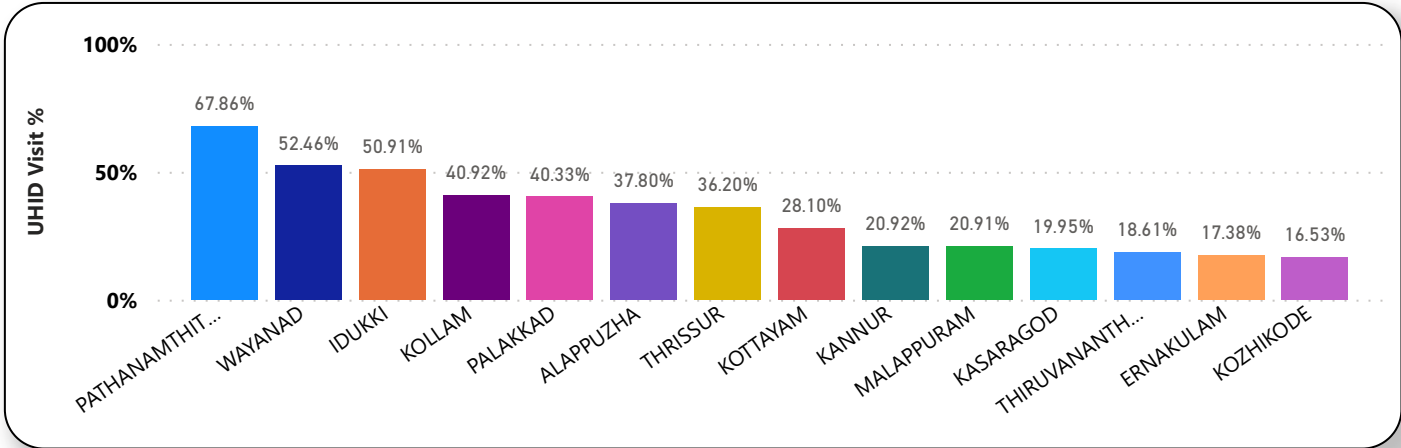
Hospital Name

GENERAL HOSPITAL PATHANAMTHITTA

Institutions where the reception module is either not started or not using

3.2 e-Health Performance - UHID Visits

UHID Visit % is calculated as (UHID Visits / Total Visit) *100



Institutions based on UHID Visits

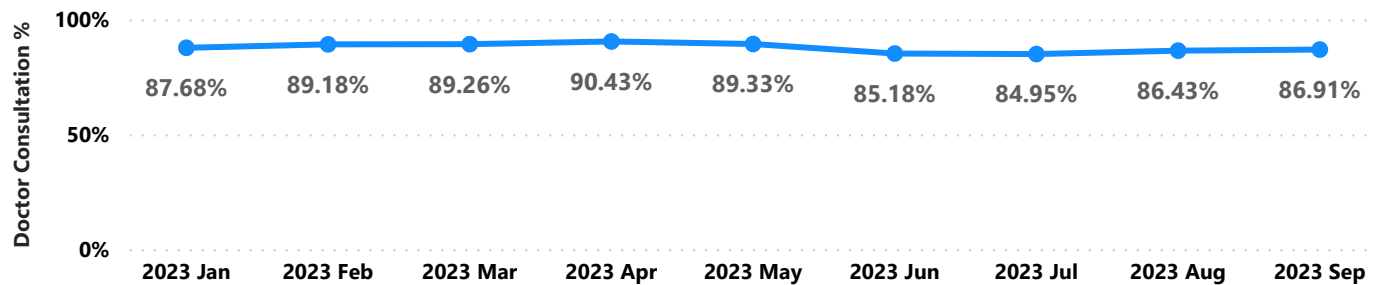
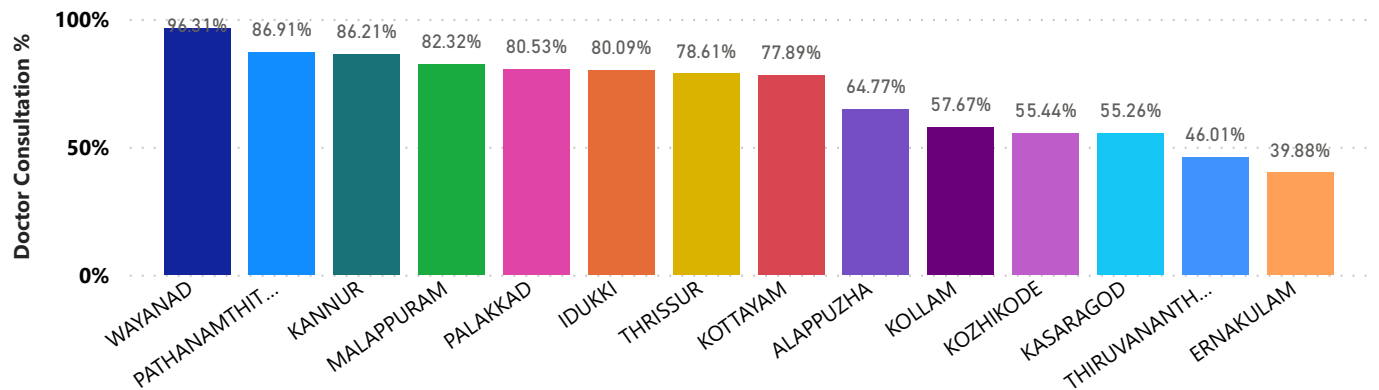
Institutions with atleast 100 UHID visits are listed here.

Hospital	UHID Visit %
Family Health Centre Kottangal	86.00%
Family Health Centre Naranammoozhy	85.86%
Family Health Centre Vadasserikkara	84.43%
Family Health Centre Anicadu	84.41%
Family Health Centre Mezhuveli	83.98%
Family Health Centre Thannithode	83.70%
Family Health Centre Pallickal	81.00%
Family Health Centre Kadammanitta	73.81%
Urban Family Health Centre Thiruvalla	72.60%
Family Health Centre Ezhamkulam	71.02%

Hospital	UHID Visit %
Family Health Centre Vechoochira	43.76%
Family Health Centre Niranam	45.27%
Family Health Centre Pandalam	53.91%
Family Health Centre Othera	55.54%
Family Health Centre Chandanappally	60.49%
Family Health Centre Koipuram	61.43%
Family Health Centre Chittar	61.53%
Family Health Centre Chenneerkara	65.33%
Family Health Centre Ezhamkulam	71.02%
Urban Family Health Centre Thiruvalla	72.60%

3.3 e-Health Performance - Doctor Consultation

Consultation % is calculated as (Doctor Consultation / OP Visits) *100



Doctor Consultation Percentage in all Institutions

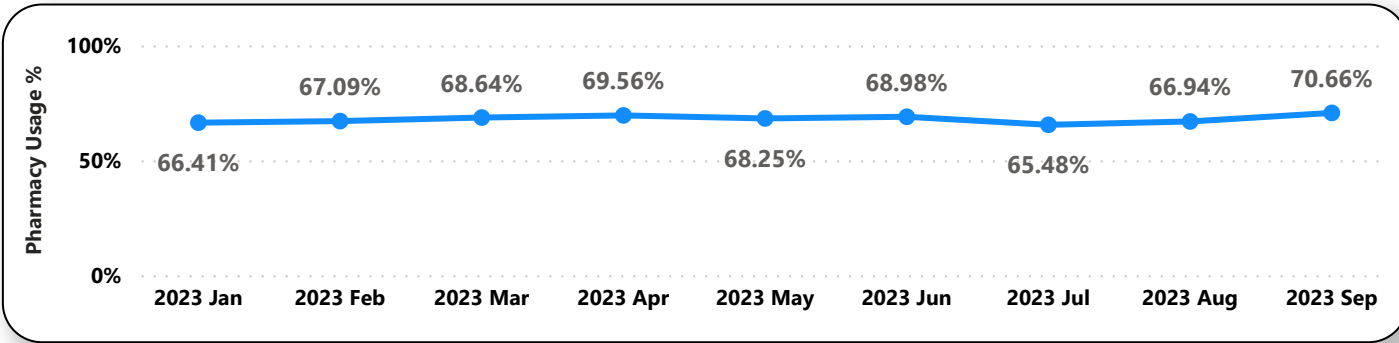
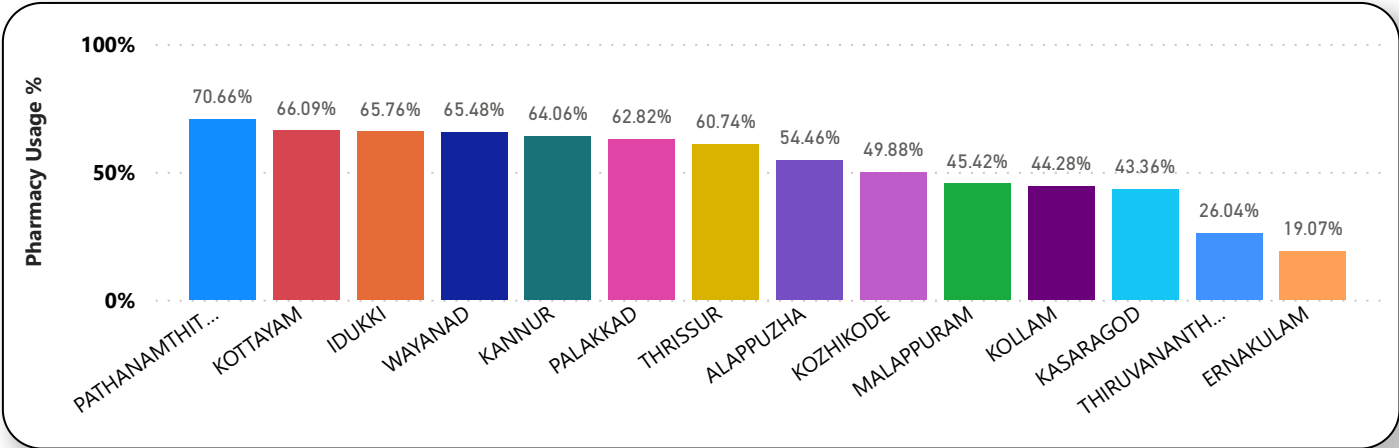
Institutions with atleast 100 UHID visits are listed here.

Hospital	Doctor Consultation %
Family Health Centre Othera	99.72%
Family Health Centre Naranammoozhy	99.49%
Family Health Centre Koipuram	99.37%
Family Health Centre Pallickal	99.23%
Family Health Centre Vadasserikkara	99.01%
Family Health Centre Kottangal	98.86%
Family Health Centre Mezhuveli	98.84%
Family Health Centre Chandanappally	98.46%
Family Health Centre Chenneerkara	98.34%
Family Health Centre Thannithode	96.88%

Hospital	Doctor Consultation %
Family Health Centre Vechoochira	6.28%
Family Health Centre Chittar	30.67%
Family Health Centre Niranam	72.13%
Family Health Centre Kadammanitta	88.84%
Family Health Centre Anicadu	91.57%
Family Health Centre Ezhamkulam	95.69%
Family Health Centre Pandalam	96.42%
Urban Family Health Centre Thiruvalla	96.78%
Family Health Centre Thannithode	96.88%
Family Health Centre Chenneerkara	98.34%

3.4 e-Health Performance - Pharmacy Usage

Pharmacy % is calculated as (Pharmacy Prescriptions/ Total Visits) *100



Pharmacy Usage in all Institutions

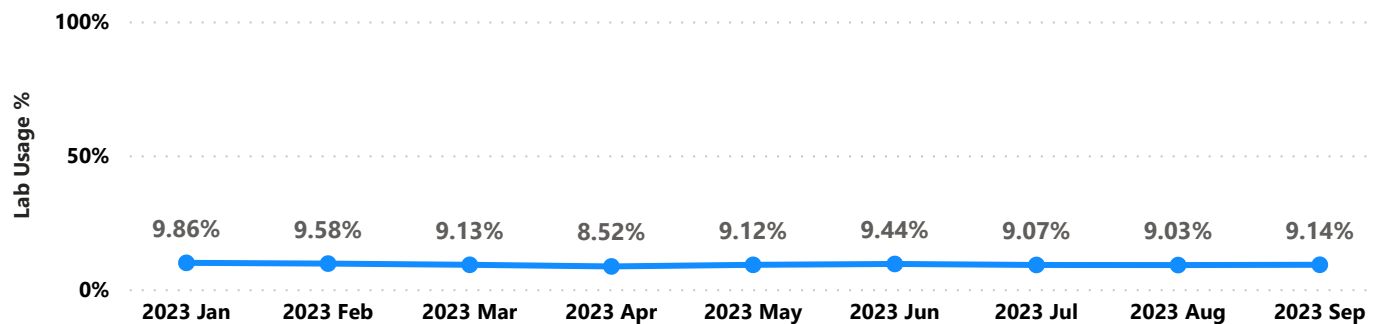
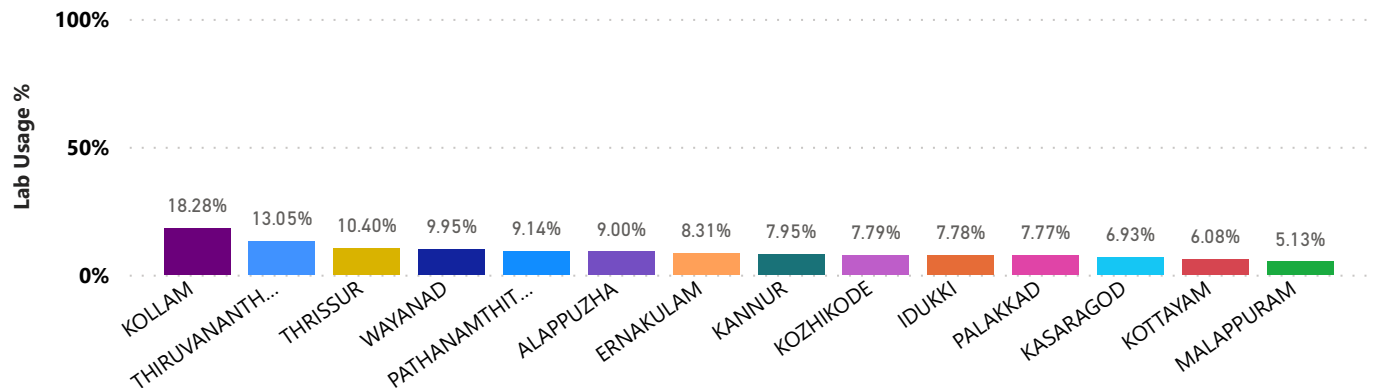
Institutions with atleast 100 UHID visits are listed here.

Hospital	Pharmacy Usage %
Family Health Centre Vadasserikkara	92.60%
Family Health Centre Naranammoozhy	91.80%
Family Health Centre Mezhuveli	90.95%
Family Health Centre Thannithode	90.89%
Family Health Centre Kottangal	89.73%
Family Health Centre Chenneerkara	89.65%
Family Health Centre Pallickal	87.73%
Urban Family Health Centre Thiruvalla	87.58%
Family Health Centre Chandanappally	86.48%
Family Health Centre Ezhamkulam	85.87%

Hospital	Pharmacy Usage %
Family Health Centre Anicadu	0.00%
Family Health Centre Vechoochira	0.00%
Family Health Centre Niranam	0.61%
Family Health Centre Chittar	19.40%
Family Health Centre Kadammanitta	75.36%
Family Health Centre Pandalam	81.19%
Family Health Centre Othera	84.03%
Family Health Centre Koipuram	85.12%
Family Health Centre Ezhamkulam	85.87%
Family Health Centre Chandanappally	86.48%

3.5 e-Health Performance - Lab Usage

Lab % is calculated as (Lab Prescriptions/ Total Visits) *100



Lab Usage in all Institutions

Institutions with atleast 100 UHID visits are listed here.

Hospital	Lab Usage %
Family Health Centre Pandalam	16.60%
Family Health Centre Chenneerkara	14.72%
Urban Family Health Centre Thiruvalla	14.34%
Family Health Centre Mezhuveli	13.76%
Family Health Centre Ezhamkulam	12.50%
Family Health Centre Pallickal	11.29%
Family Health Centre Koipuram	10.98%
Family Health Centre Vechoochira	10.97%
Family Health Centre Chittar	9.23%
Family Health Centre Kadammanitta	8.33%
Family Health Centre Thannithode	8.04%

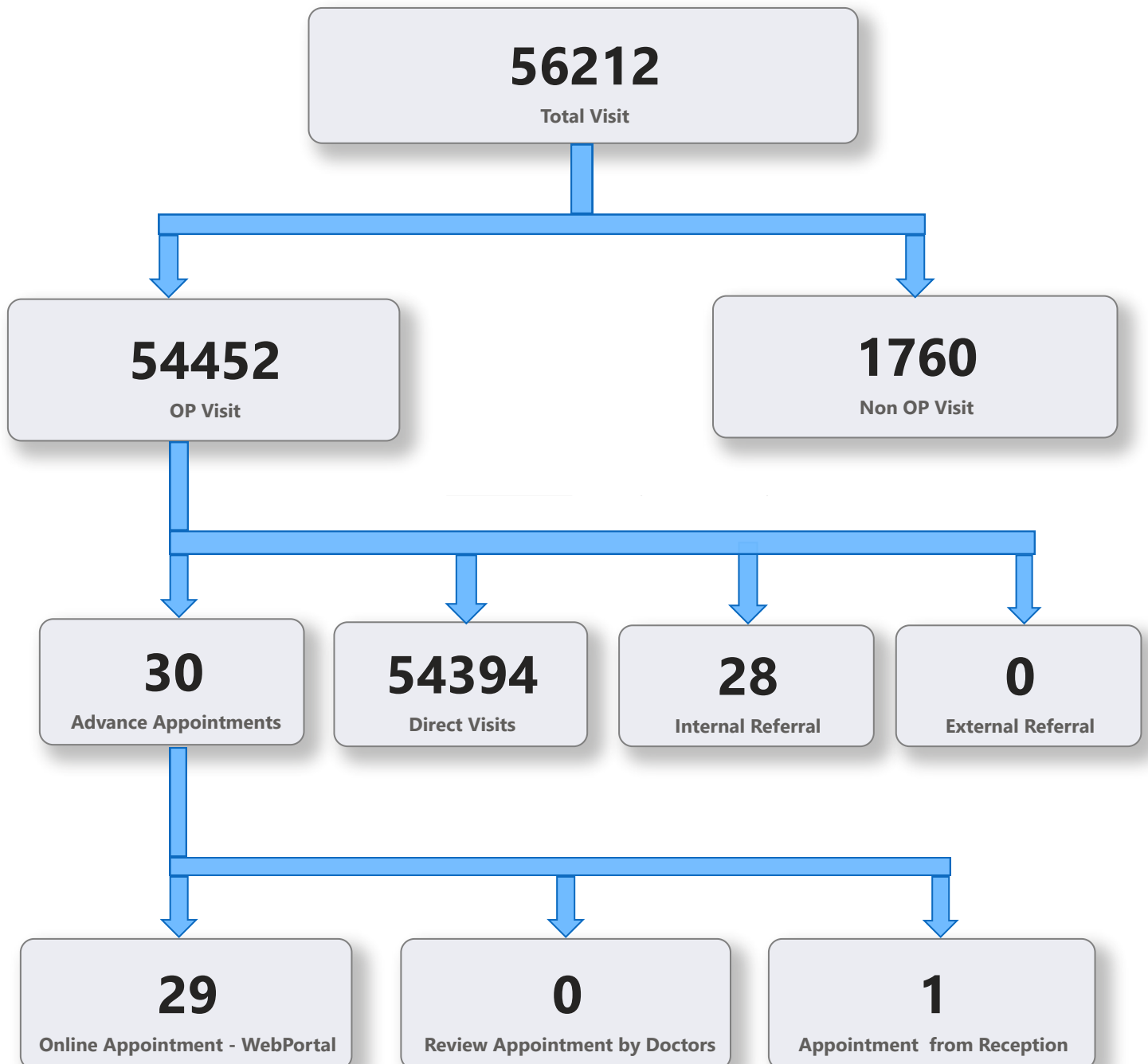
Hospital	Lab Usage %
Family Health Centre Naranammoozhy	0.00%
Family Health Centre Anicadu	1.10%
Family Health Centre Kottangal	1.81%
Family Health Centre Othara	4.81%
Family Health Centre Vadasserikkara	5.42%
Family Health Centre Niranam	5.68%
Family Health Centre Chandanappally	6.61%
Family Health Centre Thannithode	8.04%
Family Health Centre Kadammanitta	8.33%
Family Health Centre Chittar	9.23%
Family Health Centre Vechoochira	10.97%

4. Status of Modules Usage in Hospitals

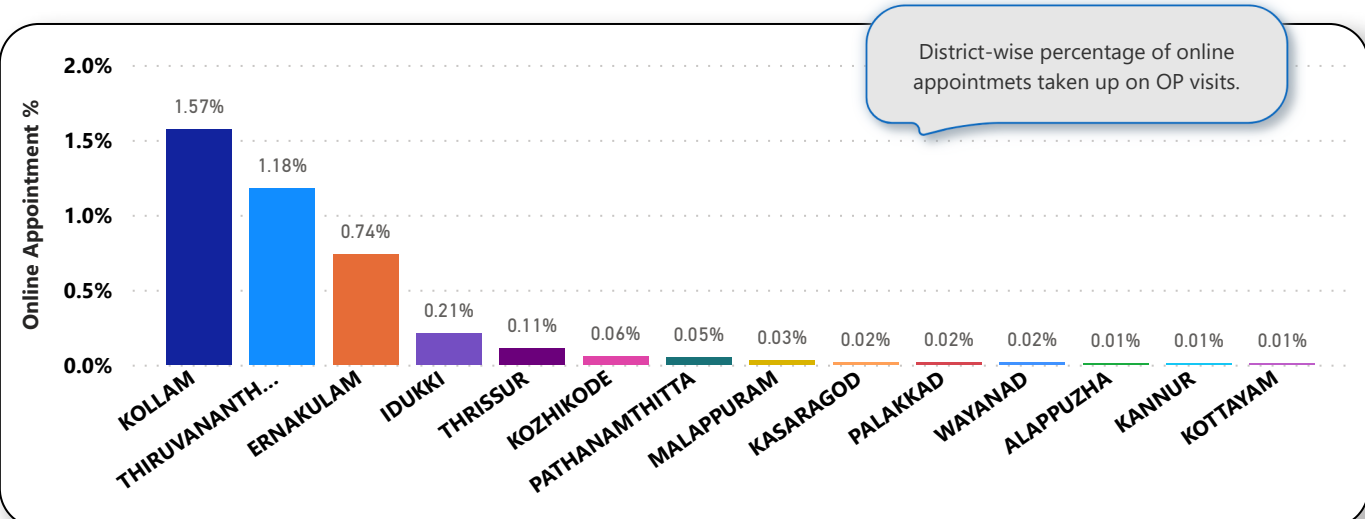
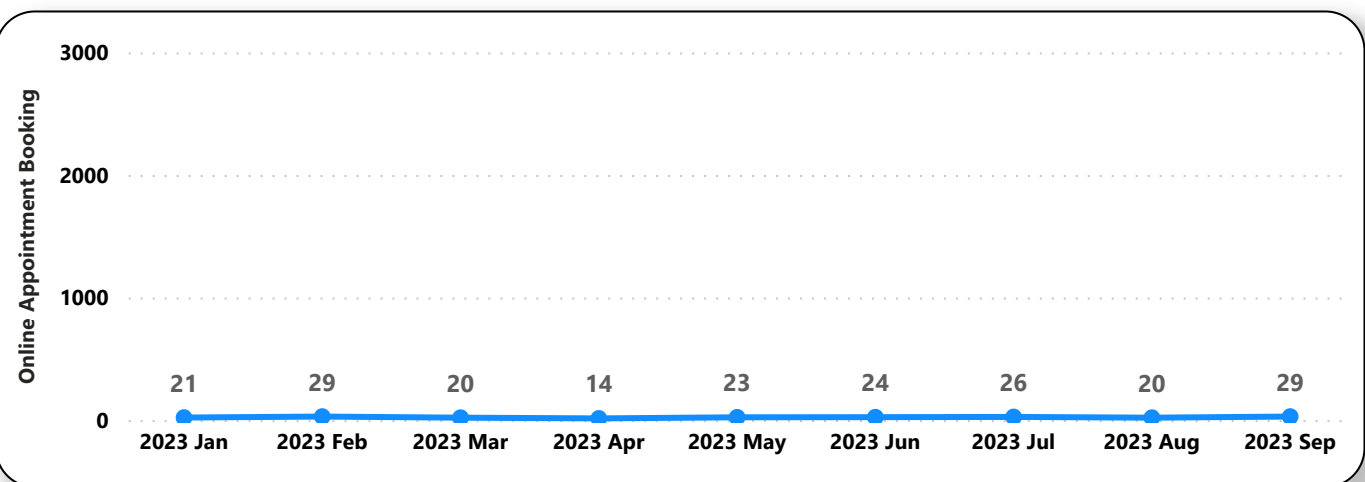
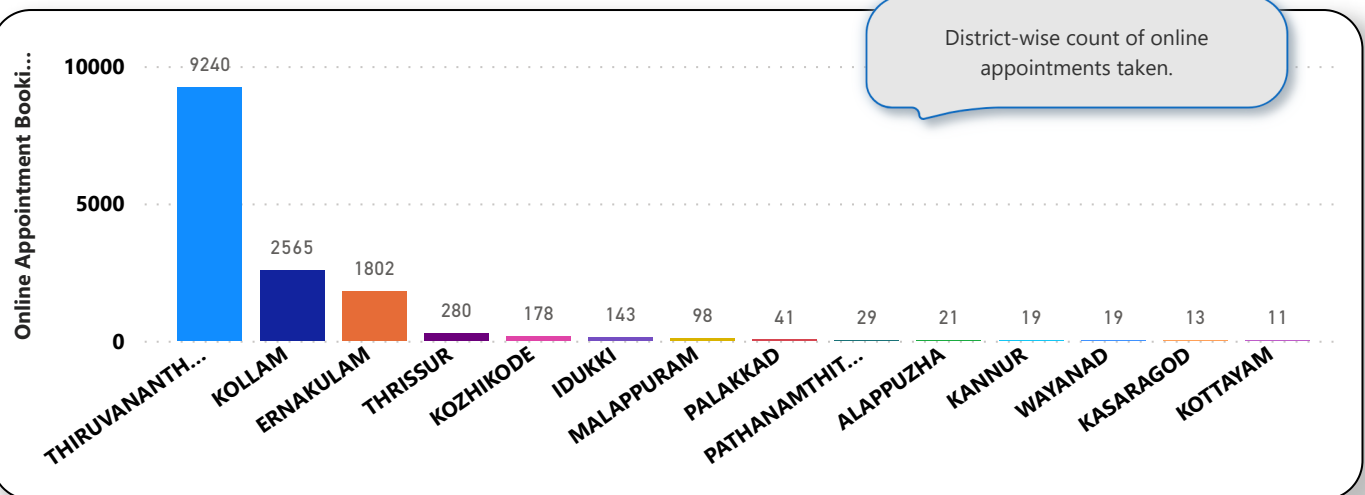
District wise status of live institutions and the count of various modules [Reception, OP Consultation, Lab, Pharmacy] started / functional.

District Name	Live Institutions	Reception	Consultation	Lab	Pharmacy
THIRUVANANTHAPURAM	102	95 (93.1%)	91 (89.2%)	79 (77.5%)	74 (72.5%)
THRISSUR	69	60 (87.%)	57 (82.6%)	54 (78.3%)	54 (78.3%)
KOZHIKODE	54	44 (81.5%)	35 (64.8%)	35 (64.8%)	35 (64.8%)
MALAPPURAM	53	50 (94.3%)	49 (92.5%)	42 (79.2%)	40 (75.5%)
ERNAKULAM	47	38 (80.9%)	33 (70.2%)	21 (44.7%)	16 (34.%)
PALAKKAD	44	43 (97.7%)	40 (90.9%)	33 (75.%)	32 (72.7%)
KANNUR	39	35 (89.7%)	33 (84.6%)	27 (69.2%)	29 (74.4%)
ALAPPUZHA	31	29 (93.5%)	28 (90.3%)	26 (83.9%)	28 (90.3%)
KOTTAYAM	31	27 (87.1%)	25 (80.6%)	19 (61.3%)	24 (77.4%)
KOLLAM	30	29 (96.7%)	29 (96.7%)	26 (86.7%)	27 (90.%)
KASARAGOD	23	19 (82.6%)	17 (73.9%)	12 (52.2%)	16 (69.6%)
IDUKKI	20	19 (95.%)	18 (90.%)	14 (70.%)	18 (90.%)
PATHANAMTHITTA	19	18 (94.7%)	17 (89.5%)	15 (78.9%)	15 (78.9%)
WAYANAD	17	17 (100.%)	17 (100.%)	16 (94.1%)	17 (100.%)
Total	579	523 (90.3%)	489 (84.5%)	419 (72.4%)	425 (73.4%)

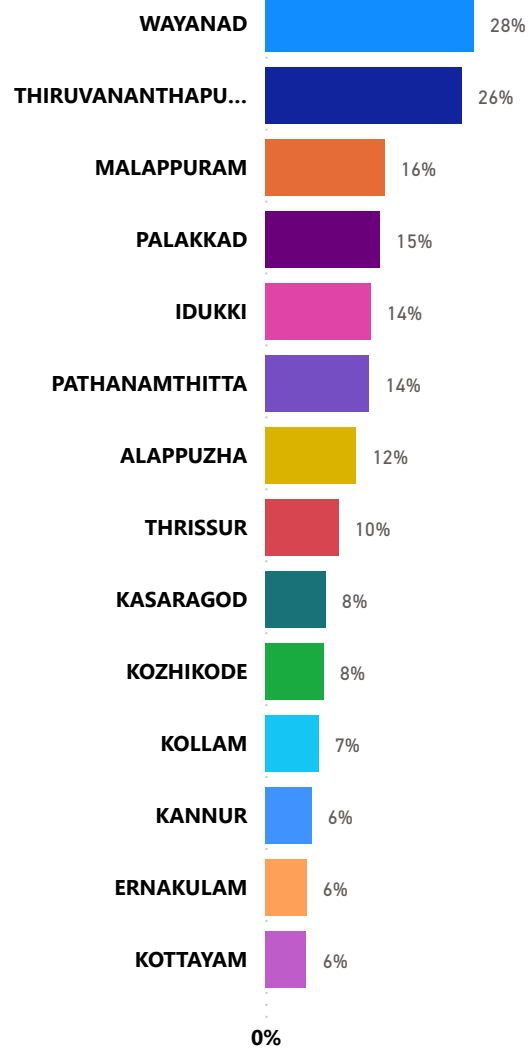
5. Appointment Booking in Hospitals (except Medical Colleges)



5. 1 Online Appointment Booking in Hospitals (except Medical Colleges)



6. eHealth Performance - Reach



Reach indicates the percentage of population availing services through eHealth. The formula used to calculate is (Number of UHID registered / Population) * 100 %.

7. Public Health Survey Status

