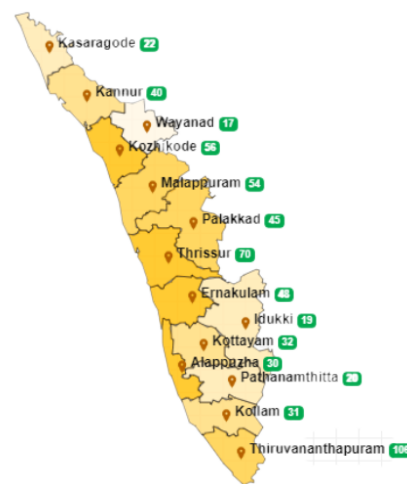


1. eHealth Kerala - Vital Statistics

Live Institutions	70
Medical College Hospitals	1
PHCs/FHCs	56
CHCs	3
DHs/GHs	1
PH Labs	0
Other(Inc UPHCs,Taluk Hospitals)	9



2. Highlights



- The Thrissur district is at position 4 in overall ranking based on district performance in providing eHealth services through all institutions except Medical Colleges.
- Reception module started in 60 of 69 institutions in the district .
- The district is at position 3 in house survey completion (41.73%) and at position 2 in member survey completion (0.88%).
- Thrissur district remains at position 5 in Online Appointment Booking percentage with 0.11%.



- The district remains at position 7 in UHID visits with nearly 36%.
- The district is at position 11 in house survey completion(0.64%) and at position 9 in member survey completion(0.03%).
- The district is at position 7 in Pharmacy Usage with nearly 61%.
- The district is at position 7 in OP consultation by doctors with 79%.

3. eHealth - District Ranking Matrix Based on Performance of all Institutions (except Medical Colleges)

The ranking matrix showcase the district performance in providing eHealth services through all institutions (except Medical Colleges) based on six different parameters. These parameters include whether the reception module is started or not, UHID Visits, Doctor Consultation, Pharmacy Usage, Lab Usage and number of Live Institutions. Based on the ranking, the districts are classified into three broad categories, the best performing districts, the average performing districts and the low performing districts.

The best performing districts should strive to continue to remain in the same position, whereas the average performing as well as the low performing districts should strive to reach to the 'top four' league.

The ranking matrix for the month of September '23 is given below:

Rank	District
1	WAYANAD
2	PATHANAMTHITTA
3	IDUKKI, PALAKKAD
4	THRISSUR
5	KANNUR, KOLLAM, KOTTAYAM
6	ALAPPUZHA, MALAPPURAM
7	KOZHIKODE, THIRUVANANTHAPURAM
8	KASARAGOD
9	ERNAKULAM

- Best performing
- Average performing
- Low performing

3. eHealth - Institution Level Ranking (except Medical Colleges)

Hospital	Rank
Family Health Centre Edavilangu	1
Family Health Centre Karalam	1
Family Health Centre Meloor	1
Family Health Centre Nalukettu	1
Family Health Centre Pookode	1
Family Health Centre Poomangalam	1
Family Health Centre Thaikkad	1
Family Health Centre Velookkara	1
Urban Primary Health Centre V R Puram	1
Family Health Centre Arthat	2
Family Health Centre Chamakkala	2
Family Health Centre Manaloor	2
Family Health Centre Nattika	2
Family Health Centre Panjal	2
Family Health Centre Thalikulam	2
Urban Family Health Centre Gosayikunnu	2
Urban Primary Health Centre Anapuzha	2
Family Health Centre Desamangalam	3
Family Health Centre Elanad	3
Family Health Centre Kaipamangalam	3
Family Health Centre Koolimuttom	3
Family Health Centre Kuzhoor	3
Family Health Centre Mambra	3
Family Health Centre Nenmanikkara	3
Family Health Centre Thekkumkara	3
Family Health Centre Thrikkur	3
Family Health Centre Vilvattom	3
Urban Primary Health Centre Kachery	3
Family Health Centre Kakkad	4
Family Health Centre Kodakara	4
Family Health Centre Nadathara	4
Family Health Centre Paralam	4
Family Health Centre Porkulam	4

Hospital	Rank
Community Health Centre Pazhanji	14
Family Health Centre Engandiyur	13
Family Health Centre Mundur	12
Family Health Centre Varandarappilly	12
Community Health Centre Cherpu	11
General Hospital Thrissur	11
Family Health Centre Mullurkara	10
Urban Family Health Centre Paravattani	10
Family Health Centre P.Vembellur	9
Family Health Centre Kadangode	8
Family Health Centre Poomala	8
Taluk Headquarters Hospital Chavakkad	8
Family Health Centre Madavana	7
Family Health Centre Pamboor	7
Family Health Centre Vaniyamapara	7
Taluk Hospital Pudukad	7
Family Health Centre Adat	6
Family Health Centre Aloor	6
Family Health Centre Methala	6
Family Health Centre Pariyaram Thrissur	6
Family Health Centre Pattikkad	6
Family Health Centre Ayyanthole	5
Family Health Centre Punnayur	5
Family Health Centre Kakkad	4
Family Health Centre Kodakara	4
Family Health Centre Nadathara	4
Family Health Centre Paralam	4
Family Health Centre Porkulam	4
Family Health Centre Poyya	4
Family Health Centre Vallathol Nagar	4
Family Health Centre Velur	4
Family Health Centre Venkitangu	4
Urban Family Health Centre Guruvayoor	4

3.1 eHealth Performance - Reception Module

Reception Module is considered to be functional in an institution only if the number of total visits for the month is of minimum 500.

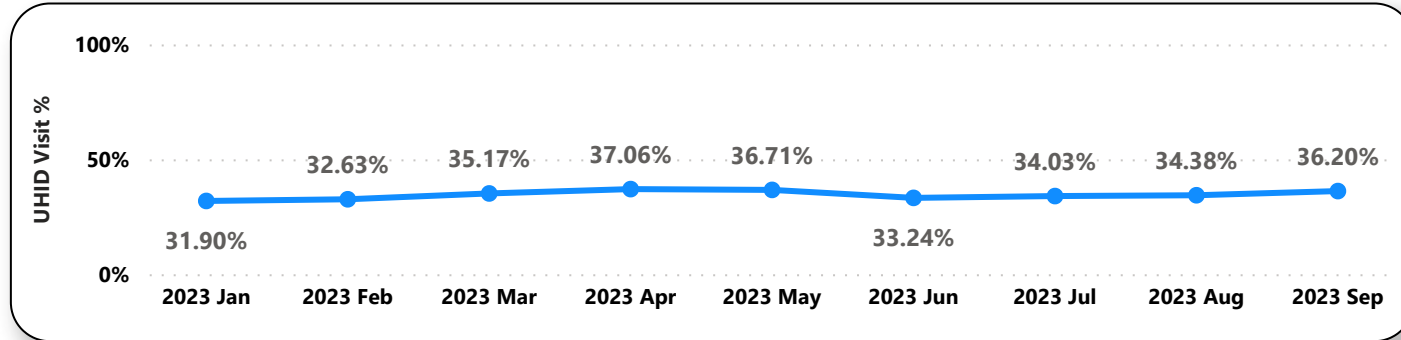
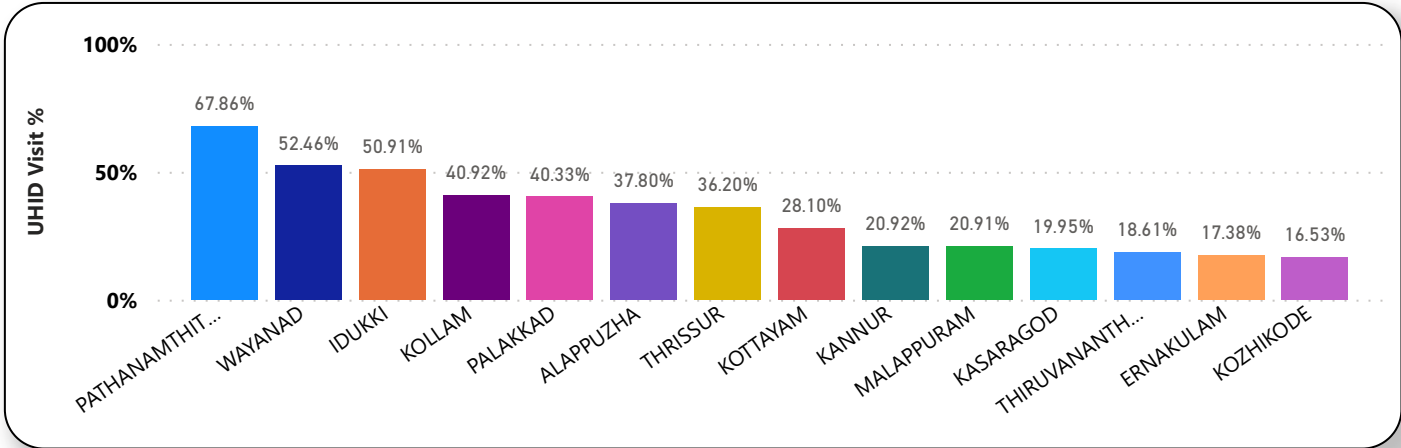
District	Institution Count	Institutions with Reception	% of institutions with Reception
PALAKKAD	44	44	100.00%
WAYANAD	17	17	100.00%
ALAPPUZHA	31	30	96.77%
KOLLAM	30	29	96.67%
IDUKKI	20	19	95.00%
PATHANAMTHITTA	19	18	94.74%
MALAPPURAM	53	50	94.34%
THIRUVANANTHAPURAM	102	95	93.14%
KANNUR	39	35	89.74%
KOTTAYAM	31	27	87.10%
THRISSUR	69	60	86.96%
KASARAGOD	23	19	82.61%
KOZHIKODE	54	44	81.48%
ERNAKULAM	47	38	80.85%

Hospital Name
FAMILY HEALTH CENTRE VETILAPPARA
FAMILY HEALTH CENTRE VELLANIKKARA
FAMILY HEALTH CENTRE VALLACHIRA
FAMILY HEALTH CENTRE THIRUVILWAMALA
FAMILY HEALTH CENTRE MADAKATHARA
FAMILY HEALTH CENTRE KONDAZHY
FAMILY HEALTH CENTRE ENGANDIYUR
COMMUNITY HEALTH CENTRE PAZHANJI
COMMUNITY HEALTH CENTRE MULLASSERY

Institutions where the reception module is either not started or not using

3.2 e-Health Performance - UHID Visits

UHID Visit % is calculated as (UHID Visits / Total Visit) *100



Institutions based on UHID Visits

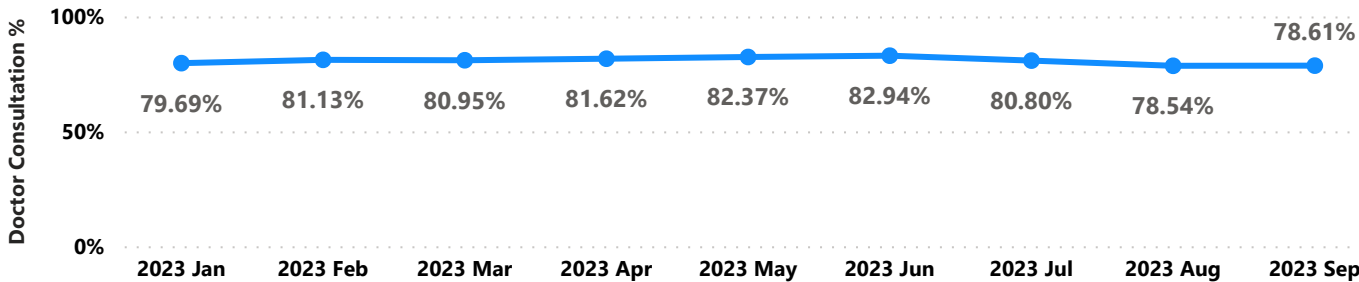
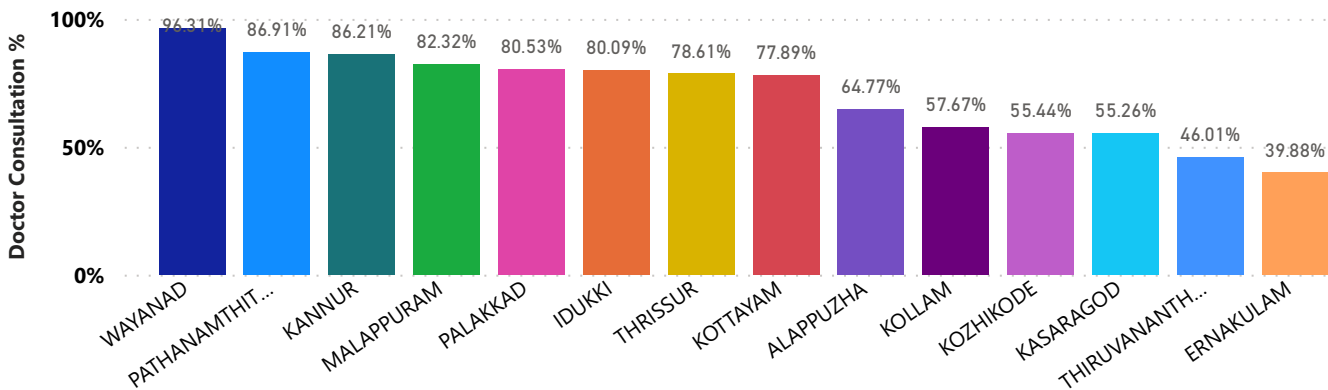
Institutions with atleast 100 UHID visits are listed here.

Hospital	UHID Visit %
Family Health Centre Thaikkad	85.84%
Family Health Centre Edavilangu	75.25%
Urban Primary Health Centre Kachery	73.13%
Family Health Centre Poomangalam	71.73%
Family Health Centre Porkulam	71.33%
Urban Primary Health Centre V R Puram	70.57%
Family Health Centre Meloor	69.38%
Family Health Centre Karalam	68.68%
Family Health Centre Panjal	65.60%
Family Health Centre Velookkara	63.30%

Hospital	UHID Visit %
Community Health Centre Cherpu	3.38%
Urban Family Health Centre Paravattani	4.74%
Family Health Centre Velur	5.11%
Family Health Centre Mullurkara	6.14%
Taluk Hospital Pudukad	6.17%
Family Health Centre Pattikkad	11.31%
Family Health Centre Poyya	12.88%
Family Health Centre Kakkad	15.68%
Family Health Centre Mundur	18.36%
Family Health Centre Pamboor	20.30%

3.3 e-Health Performance - Doctor Consultation

Consultation % is calculated as (Doctor Consultation / OP Visits) *100



Doctor Consultation Percentage in all Institutions

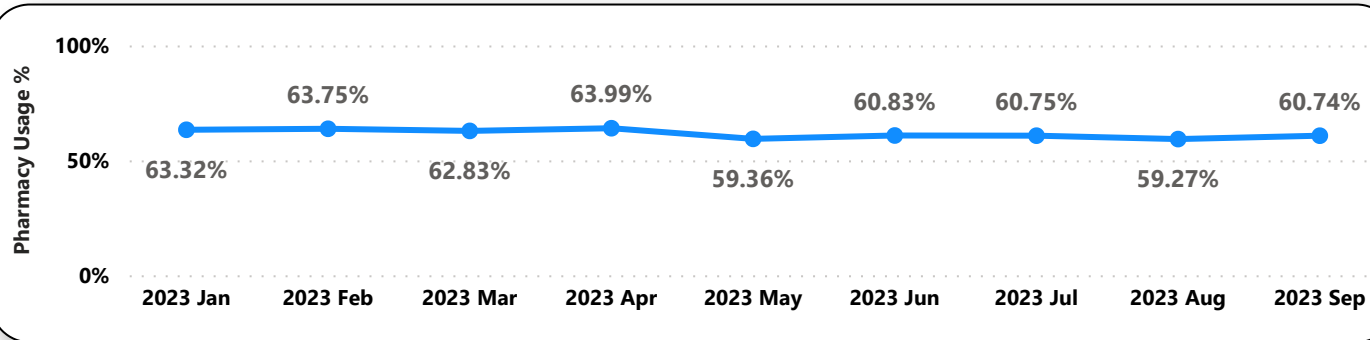
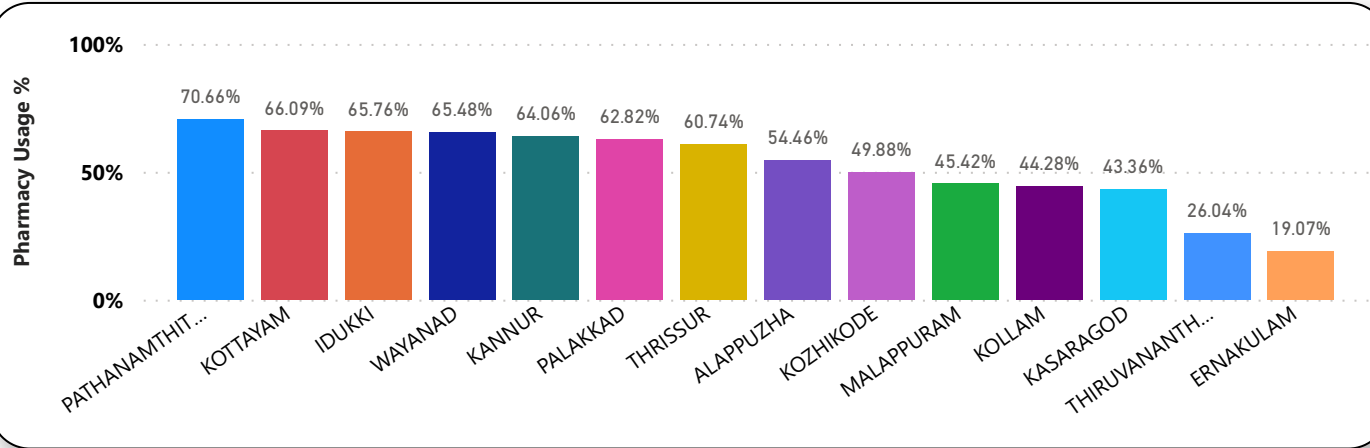
Institutions with atleast 100 UHID visits are listed here.

Hospital	Doctor Consultation %
Family Health Centre Velur	99.91%
Family Health Centre Arthat	99.84%
Family Health Centre Thrikkur	99.81%
Urban Primary Health Centre Anapuzha	99.77%
Family Health Centre Manaloor	99.75%
Family Health Centre Venkitangu	99.62%
Family Health Centre Pariyaram Thrissur	99.48%
Family Health Centre Thaikkad	99.32%
Family Health Centre Poomangalam	99.23%
Urban Primary Health Centre V R Puram	99.19%

Hospital	Doctor Consultation %
Family Health Centre Varandarappilly	0.00%
Family Health Centre Mundur	2.64%
Community Health Centre Cherpu	13.53%
Family Health Centre P.Vembellur	34.48%
Urban Family Health Centre Paravattani	35.57%
Family Health Centre Poomala	41.02%
Family Health Centre Madavana	50.01%
Family Health Centre Adat	66.18%
Taluk Headquarters Hospital Chavakkad	66.98%
Family Health Centre Ayyanthole	68.90%

3.4 e-Health Performance - Pharmacy Usage

Pharmacy % is calculated as (Pharmacy Prescriptions/ Total Visits) *100



Pharmacy Usage in all Institutions

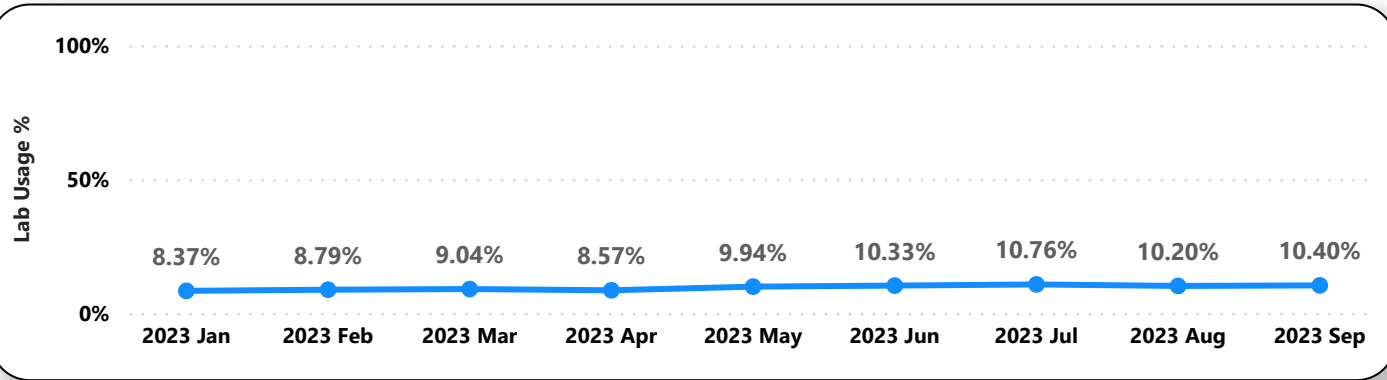
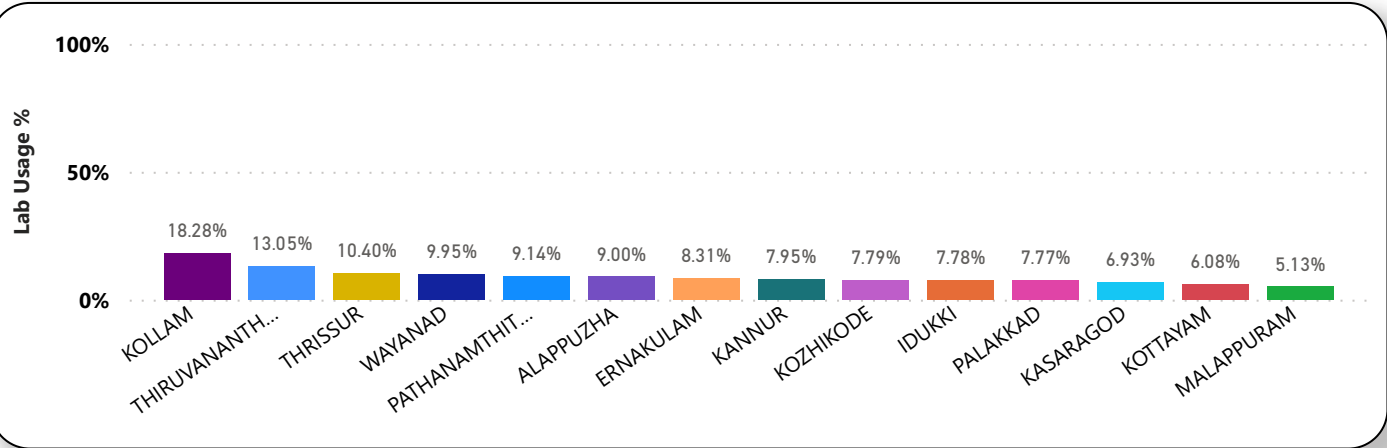
Institutions with atleast 100 UHID visits are listed here.

Hospital	Pharmacy Usage %
Family Health Centre Vilvattom	93.01%
Family Health Centre Kakkad	91.57%
Family Health Centre Velur	91.09%
Family Health Centre Poomangalam	89.32%
Family Health Centre Thaikkad	89.29%
Family Health Centre Velookkara	89.14%
Family Health Centre Koolimuttom	89.07%
Family Health Centre Poyya	89.06%
Family Health Centre Manaloor	88.35%
Family Health Centre Thrikkur	87.94%

Hospital	Pharmacy Usage %
Family Health Centre Varandarappilly	0.00%
Taluk Headquarters Hospital Chavakkad	0.00%
Family Health Centre Mundur	2.51%
Community Health Centre Cherpu	9.59%
Family Health Centre Porkulam	11.25%
Urban Family Health Centre Paravattani	18.59%
Family Health Centre Pamboor	20.81%
Family Health Centre P.Vembellur	29.80%
Family Health Centre Poomala	36.72%
Family Health Centre Mullurkara	39.29%

3.5 e-Health Performance - Lab Usage

Lab % is calculated as (Lab Prescriptions/ Total Visits) *100



Lab Usage in all Institutions

Institutions with atleast 100 UHID visits are listed here.

Hospital	Lab Usage %
Family Health Centre Thaikkad	34.60%
Family Health Centre Nalukettu	31.81%
Family Health Centre Ayyanthole	24.09%
Family Health Centre Nadathara	23.72%
Urban Primary Health Centre V R Puram	18.92%
Family Health Centre Adat	17.66%
Family Health Centre Edavilangu	17.61%
Urban Family Health Centre Paravattani	16.50%
Urban Family Health Centre Gosayikunnu	15.98%
Family Health Centre Panjal	15.69%
Urban Primary Health Centre Anapuzha	15.28%

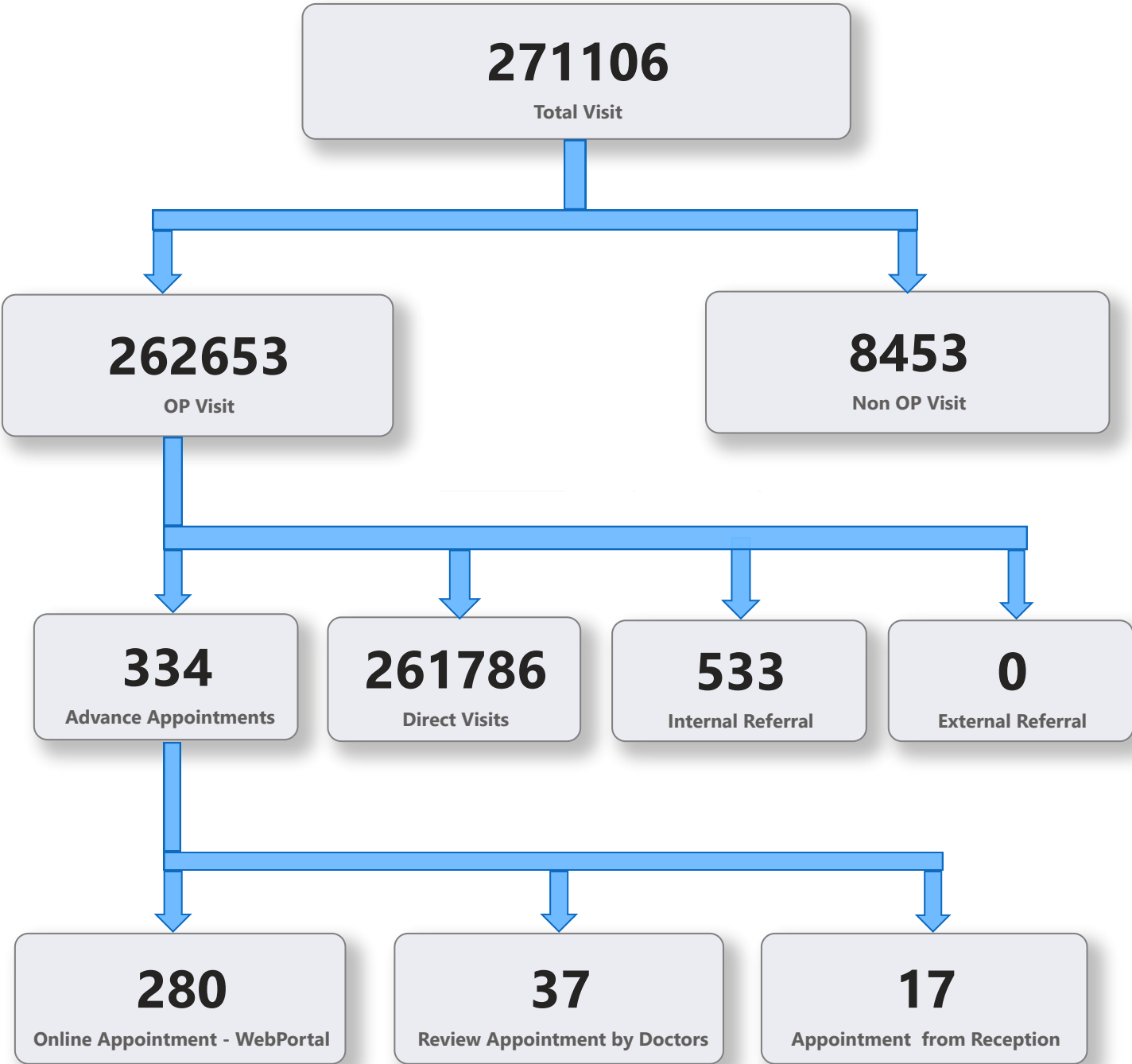
Hospital	Lab Usage %
Family Health Centre Kadangode	0.00%
Family Health Centre Vaniyamapara	0.00%
Family Health Centre Varandarappilly	0.00%
Family Health Centre Mullurkara	0.04%
Family Health Centre Pariyaram Thrissur	0.21%
Family Health Centre Methala	2.48%
Family Health Centre Venkitangu	4.59%
Family Health Centre Mundur	4.72%
Family Health Centre Aloor	4.89%
Community Health Centre Cherpu	5.61%
Family Health Centre Vallathol Nagar	5.69%

4. Status of Modules Usage in Hospitals

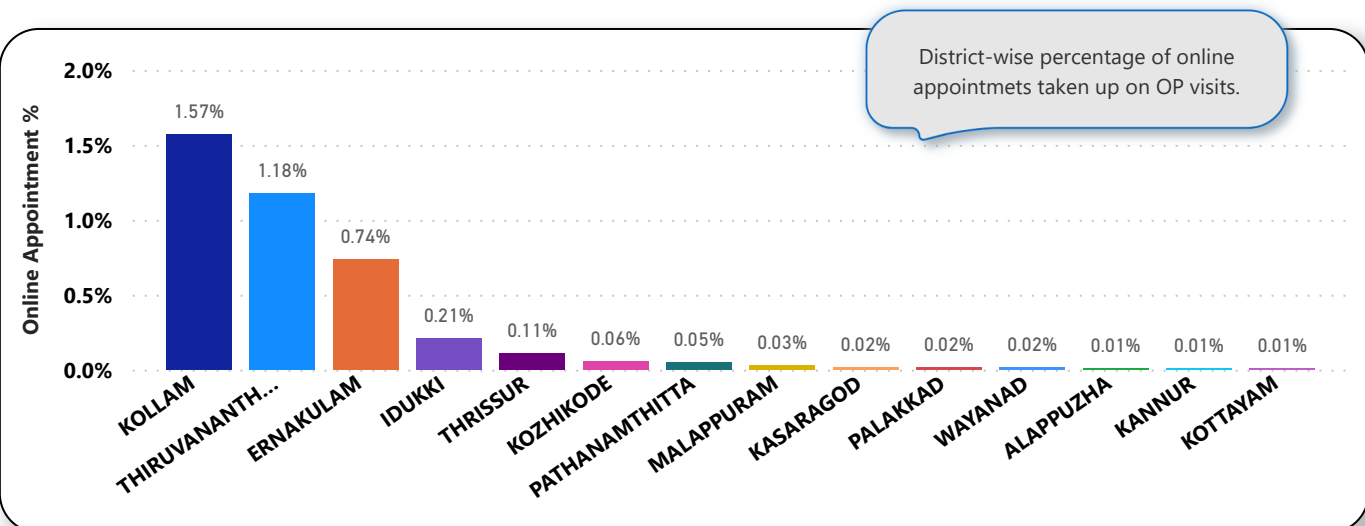
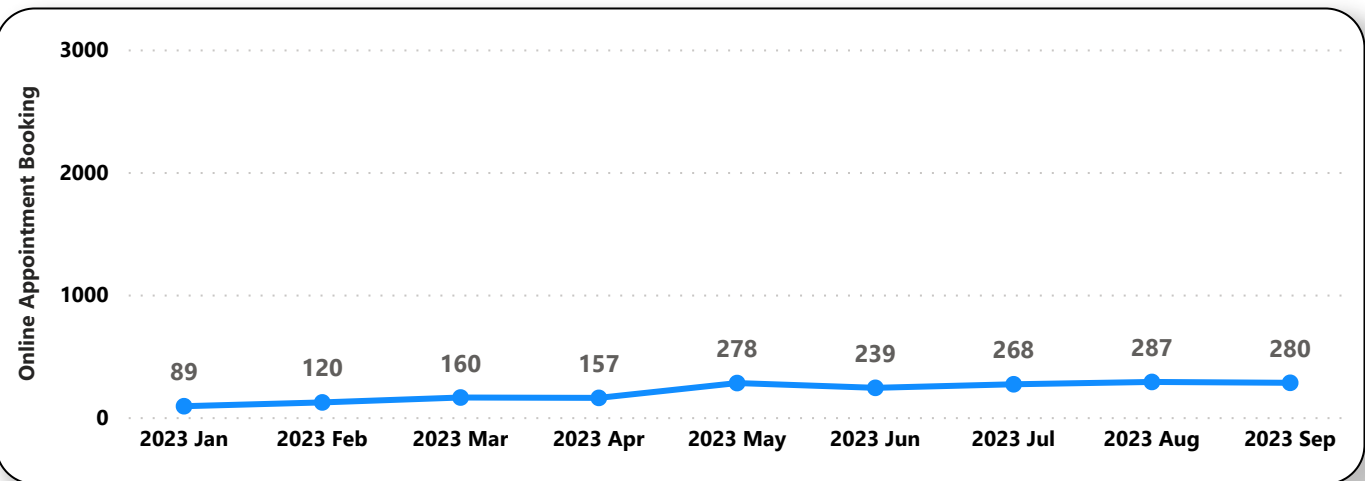
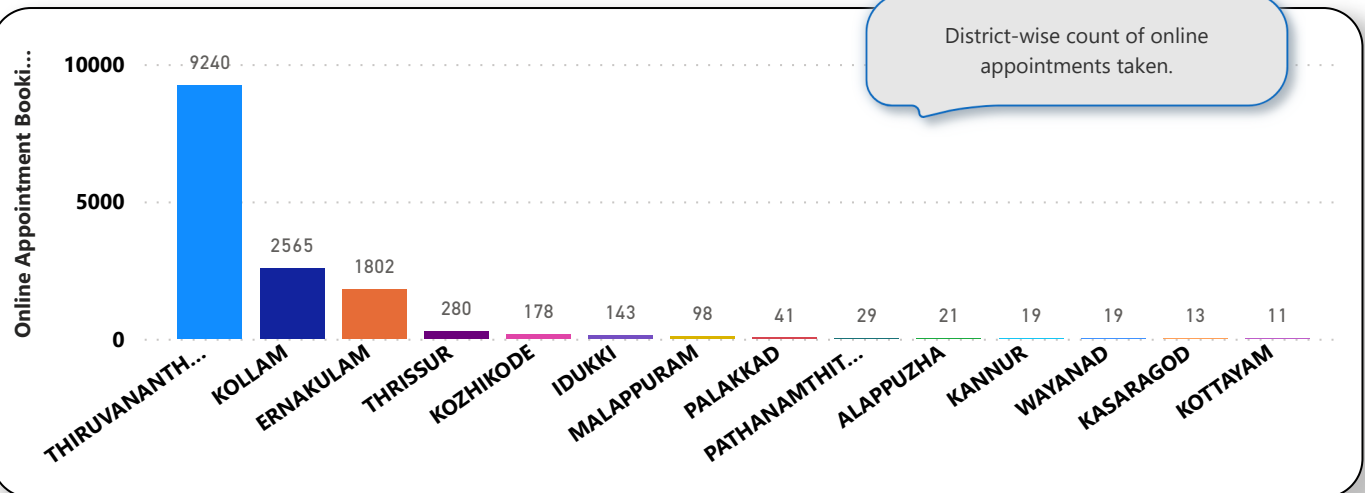
District wise status of live institutions and the count of various modules [Reception, OP Consultation, Lab, Pharmacy] started / functional.

District Name	Live Institutions	Reception	Consultation	Lab	Pharmacy
THIRUVANANTHAPURAM	102	95 (93.1%)	91 (89.2%)	79 (77.5%)	74 (72.5%)
THRISSUR	69	60 (87.%)	57 (82.6%)	54 (78.3%)	54 (78.3%)
KOZHIKODE	54	44 (81.5%)	35 (64.8%)	35 (64.8%)	35 (64.8%)
MALAPPURAM	53	50 (94.3%)	49 (92.5%)	42 (79.2%)	40 (75.5%)
ERNAKULAM	47	38 (80.9%)	33 (70.2%)	21 (44.7%)	16 (34.%)
PALAKKAD	44	43 (97.7%)	40 (90.9%)	33 (75.%)	32 (72.7%)
KANNUR	39	35 (89.7%)	33 (84.6%)	27 (69.2%)	29 (74.4%)
ALAPPUZHA	31	29 (93.5%)	28 (90.3%)	26 (83.9%)	28 (90.3%)
KOTTAYAM	31	27 (87.1%)	25 (80.6%)	19 (61.3%)	24 (77.4%)
KOLLAM	30	29 (96.7%)	29 (96.7%)	26 (86.7%)	27 (90.%)
KASARAGOD	23	19 (82.6%)	17 (73.9%)	12 (52.2%)	16 (69.6%)
IDUKKI	20	19 (95.%)	18 (90.%)	14 (70.%)	18 (90.%)
PATHANAMTHITTA	19	18 (94.7%)	17 (89.5%)	15 (78.9%)	15 (78.9%)
WAYANAD	17	17 (100.%)	17 (100.%)	16 (94.1%)	17 (100.%)
Total	579	523 (90.3%)	489 (84.5%)	419 (72.4%)	425 (73.4%)

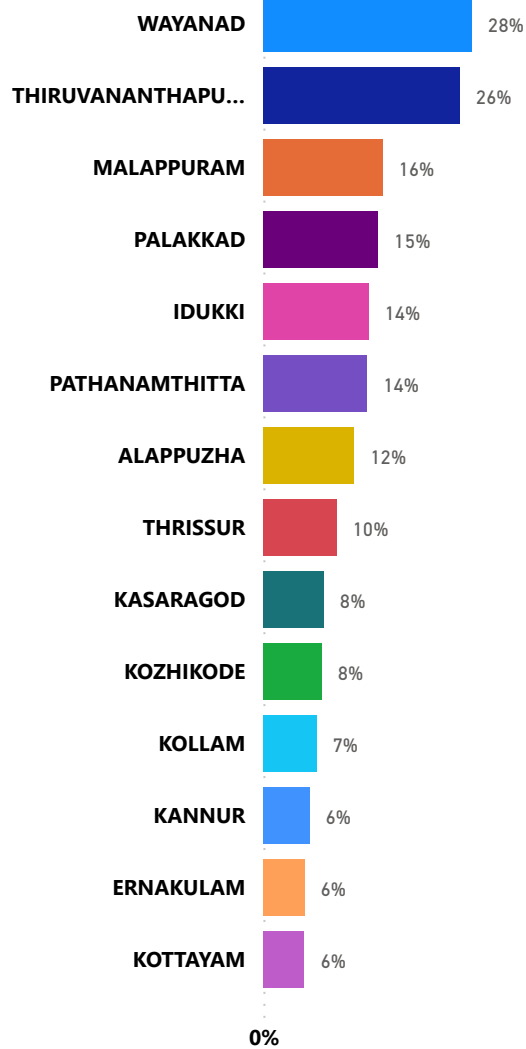
5. Appointment Booking in Hospitals (except Medical Colleges)



5. 1 Online Appointment Booking in Hospitals (except Medical Colleges)



6. eHealth Performance - Reach



Reach indicates the percentage of population availing services through eHealth. The formula used to calculate is (Number of UHID registered / Population) * 100 %.

7. Public Health Survey Status

