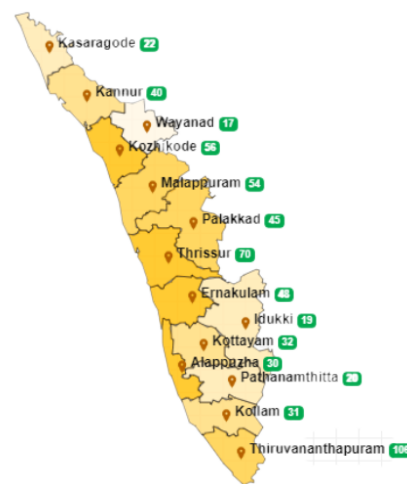


### 1. eHealth Kerala - Vital Statistics

Live Institutions	106
Medical College Hospitals	4
PHCs/FHCs	63
CHCs	17
DHs/GHs	4
PH Labs	1
Other(Inc UPHCs,Taluk Hospitals)	17



### 2. Highlights



- Reception module is functional in 95 of 102 institutions of the Thiruvananthapuram district.
- The district remains at position 2 in the Online Appointment Booking percentage calculated upon OP visits.
- The district remains at position 2 in reach rank which indicates number of UHID registered among the entire population.
- The district is at top position in house survey completion (57%) and member survey completion (3%).



- The Thiruvananthapuram district is at position 7 in overall ranking based on district performance in providing eHealth services through all institutions except Medical Colleges.
- The district remains at position 12 in UHID Visits with nearly 18%.
- The district remains at position 13 in OP consultation with nearly 46%.
- The district remains at position 13 in Pharmacy Usage with nearly 25%.

3. eHealth - District Ranking Matrix Based on Performance of all Institutions (except Medical Colleges)

The ranking matrix showcase the district performance in providing eHealth services through all institutions (except Medical Colleges) based on six different parameters. These parameters include whether the reception module is started or not, UHID Visits, Doctor Consultation, Pharmacy Usage, Lab Usage and number of Live Institutions. Based on the ranking, the districts are classified into three broad categories, the best performing districts, the average performing districts and the low performing districts.

The best performing districts should strive to continue to remain in the same position, whereas the average performing as well as the low performing districts should strive to reach to the 'top four' league.

The ranking matrix for the month of September '23 is given below:

Rank	District
1	WAYANAD
2	PATHANAMTHITTA
3	IDUKKI, PALAKKAD
4	THRISSUR
5	KANNUR, KOLLAM, KOTTAYAM
6	ALAPPUZHA, MALAPPURAM
7	KOZHIKODE, THIRUVANANTHAPURAM
8	KASARAGOD
9	ERNAKULAM

- Best performing
- Average performing
- Low performing

## 3. eHealth - Institution Level Ranking (except Medical Colleges)

Hospital	Rank
Family Health Centre Anakudy	1
Family Health Centre Kallikkad New	2
Family Health Centre Kottukal	2
Family Health Centre Kuttichal	2
Family Health Centre Maranalloor	2
Family Health Centre Poozhanad	2
Family Health Centre Pulimath	2
Family Health Centre Amachal New	3
Family Health Centre Chenkal	3
Family Health Centre Edava	3
Family Health Centre Karakulam	3
Family Health Centre Kollayil	3
Family Health Centre Panavoor	3
Family Health Centre Pullampara	3
Primary Health Centre Vellayani	3
Community Health Centre Venpakal	4
Family Health Centre Anad	4
Family Health Centre Aruvikkara	4
Family Health Centre Balaramapuram	4
Family Health Centre Kadakampally	4
Family Health Centre Mukkola	4
Family Health Centre Paraniyam	4
Family Health Centre Parasuvaikkal Parasala	4
Family Health Centre Perumpazhuthoor	4
Family Health Centre Pozhiyoor	4
Primary Health Centre Kalliyoor	4
Urban Primary Health Centre Mambazhakkara	4
Family Health Centre Karode	5
Family Health Centre Manickal	5
Family Health Centre Vamanapuram	5
Family Health Centre Veeranakavu	5
Community Health Centre Andoorkonam	6
Community Health Centre Pallickal	6
Community Health Centre Perumkadavila	6
Family Health Centre Amboori	6
Family Health Centre Jagathy	6

Hospital	Rank
Mental Health Centre Peroorkada	15
Primary Health Centre Bharathannoor	15
Community Health Centre Vellanad	14
Family Health Centre Uzhamalakkal	14
Hds Laboratory Mch Trivandrum	14
Urban Health Centre Mannanthala	14
Family Health Centre Poonthura	13
Integrated Family Health Centre Pangappara	13
Secretariat Health Centre Thiruvananthapuram	13
Taluk Hospital Fort Thiruvananthapuram	13
Urban Primary Health Centre Poovathoor	13
Urban Primary Health Centre Vattiyoorkavu	13
Community Health Centre Manamboor	12
Family Health Centre Puthukurichy	12
Family Health Centre Madavoor	11
Family Health Centre Vettoor	11
Taluk Hospital Vithura	11
Chest Diseases Hospital Pulayanarkottah	10
Coastal Speciality Hospital Valiyathura	10
Community Health Centre Anchuthengu	10
Community Health Centre Kanyakulangara	10
Community Health Centre Puthenthope	10
District Hospital Nedumangad	10
District Model Hospital Peroorkada	10
District Tb Centre Thiruvananthapuram	10
Family Health Centre Cherunniyoor	10
Family Health Centre Keezhattingal	10
Family Health Centre Thonnakkal	10
Family Health Centre Vilavoorkkal	10
General Hospital Thiruvananthapuram	10
Primary Health Centre Azhoor	10
State Public Health Clinical Laboratory	10
Taluk Headquarters Hospital Chirayinkeezh	10
Taluk Headquarters Hospital Varkala	10
Taluk Hospital Nemom	10
Women And Children Hospital Thycaud	10

3.1 eHealth Performance - Reception Module

Reception Module is considered to be functional in an institution only if the number of total visits for the month is of minimum 500.

District	Institution Count	Institutions with Reception	% of institutions with Reception
PALAKKAD	44	44	100.00%
WAYANAD	17	17	100.00%
ALAPPUZHA	31	30	96.77%
KOLLAM	30	29	96.67%
IDUKKI	20	19	95.00%
PATHANAMTHITTA	19	18	94.74%
MALAPPURAM	53	50	94.34%
THIRUVANANTHAPURAM	102	95	93.14%
KANNUR	39	35	89.74%
KOTTAYAM	31	27	87.10%
THRISSUR	69	60	86.96%
KASARAGOD	23	19	82.61%
KOZHIKODE	54	44	81.48%
ERNAKULAM	47	38	80.85%

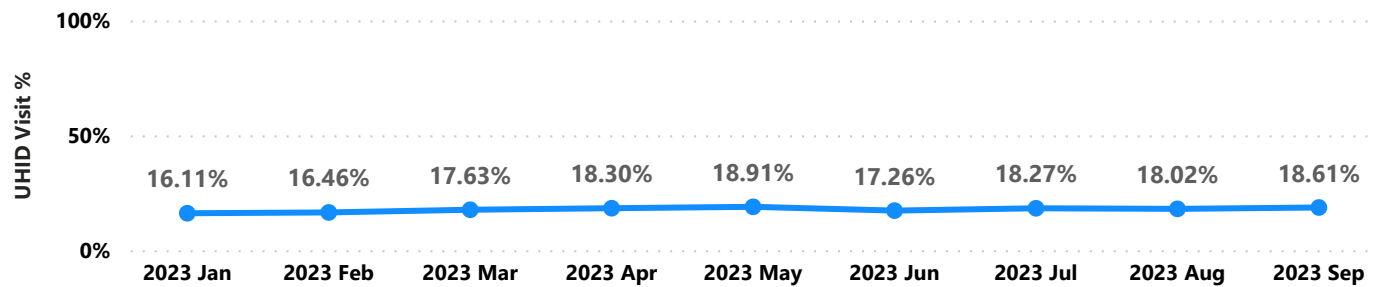
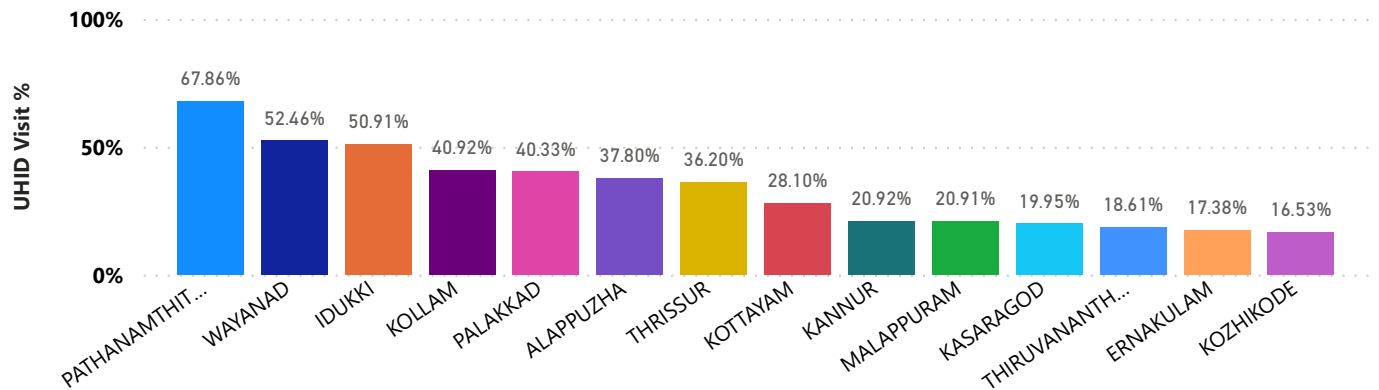
Hospital Name
URBAN HEALTH CENTRE MANNANTHALA
PRIMARY HEALTH CENTRE BHARATHANNOOR
MENTAL HEALTH CENTRE PEROORKADA
HDS LABORATORY MCH TRIVANDRUM
FAMILY HEALTH CENTRE VELI
FAMILY HEALTH CENTRE UZHAMALAKKAL
COMMUNITY HEALTH CENTRE VELLANAD

Institutions where the reception module is either not started or not using



3.2 e-Health Performance - UHID Visits

UHID Visit % is calculated as (UHID Visits / Total Visit ) \*100



Institutions based on UHID Visits

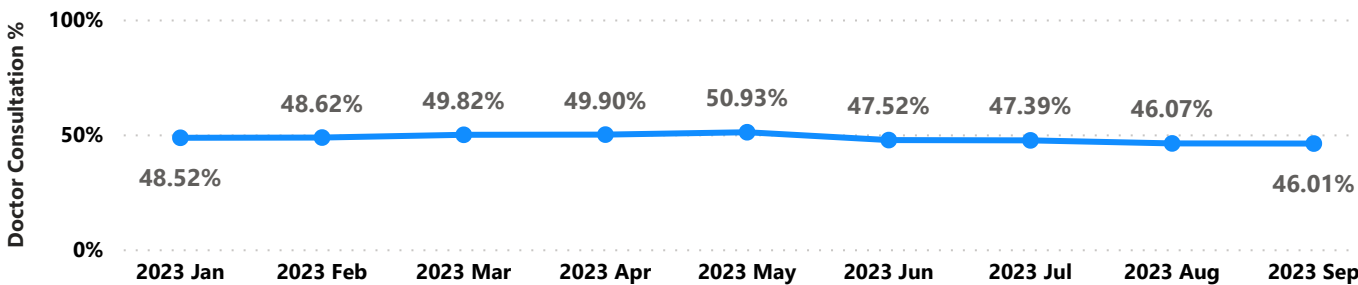
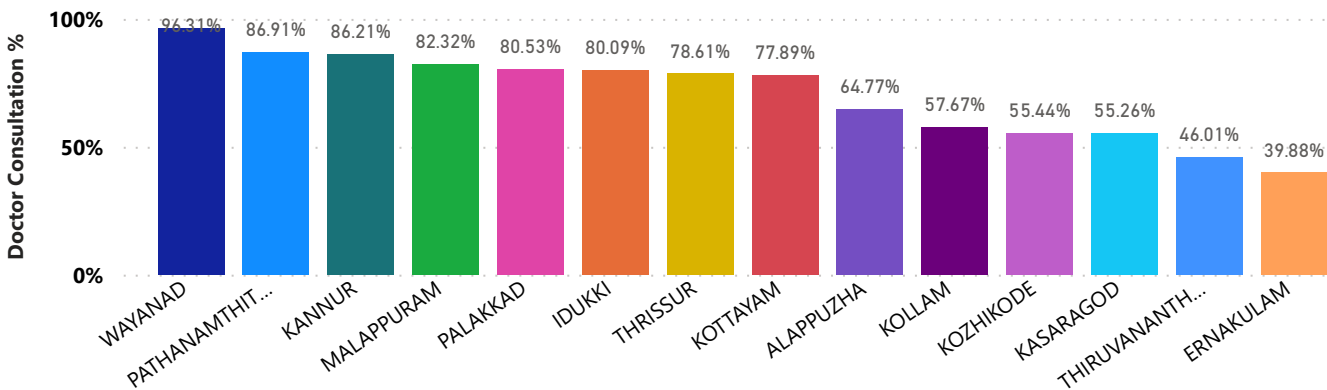
Institutions with atleast 100 UHID visits are listed here.

Hospital	UHID Visit %
Family Health Centre Anakudy	93.57%
Urban Health Centre Mannanthala	90.58%
Family Health Centre Kottukal	73.46%
Family Health Centre Pullampara	66.94%
Family Health Centre Parasuvaikkal Parasala	65.19%
Family Health Centre Veeranakavu	64.02%
Family Health Centre Karavaram	57.85%
Family Health Centre Maranalloor	57.29%
Family Health Centre Kallikkad New	54.40%
Family Health Centre Peringammala	54.28%

Hospital	UHID Visit %
Community Health Centre Vellarada	1.74%
District Hospital Nedumangad	1.95%
Taluk Headquarters Hospital Chirayinkeezh	2.06%
Taluk Hospital Fort Thiruvananthapuram	2.22%
Community Health Centre Perumkadavila	2.63%
Coastal Speciality Hospital Valiyathura	3.55%
Community Health Centre Puthenthope	3.62%
Urban Primary Health Centre Thrikkannapuram	3.95%
Taluk Hospital Nemom	4.03%

3.3 e-Health Performance - Doctor Consultation

Consultation % is calculated as (Doctor Consultation / OP Visits ) \*100



Doctor Consultation Percentage in all Institutions

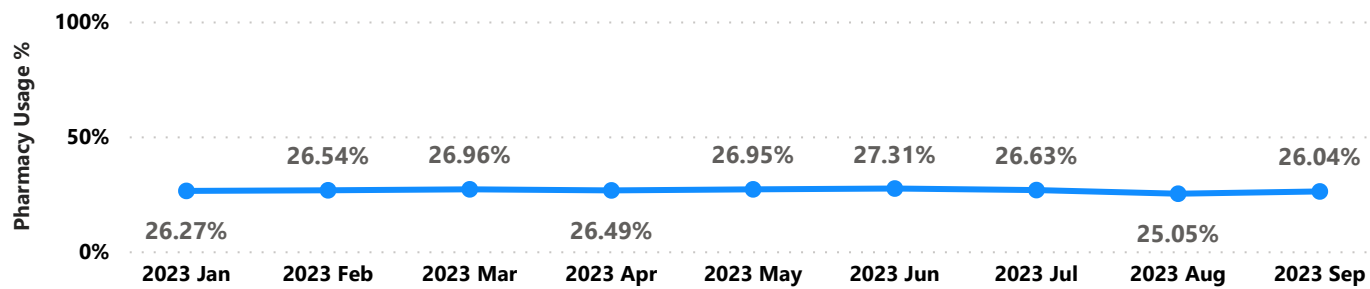
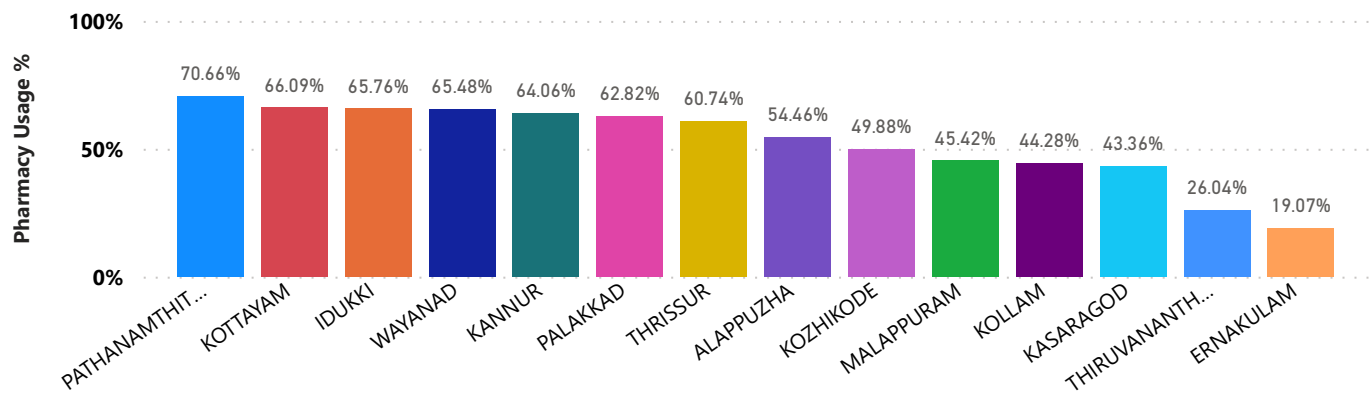
Institutions with atleast 100 UHID visits are listed here.

Hospital	Doctor Consultation %
Family Health Centre Amachal New	99.93%
Primary Health Centre Vellayani	99.92%
Family Health Centre Parasuvaikkal Parasala	99.83%
Family Health Centre Paraniyam	99.75%
Family Health Centre Kadakampally	99.70%
Family Health Centre Kollayil	99.49%
Family Health Centre Anakudy	99.28%
Family Health Centre Poozhanad	98.88%
Family Health Centre Vembayam	98.75%
Family Health Centre Chenkal	98.59%

Hospital	Doctor Consultation %
Community Health Centre Kallara	0.00%
Secretariat Health Centre Thiruvananthapuram	3.60%
Taluk Headquarters Hospital Chirayinkeezh	3.79%
Taluk Hospital Fort Thiruvananthapuram	3.81%
District Hospital Nedumangad	8.08%
Community Health Centre Kanyakulangara	8.31%
Community Health Centre Puthenthope	9.07%
General Hospital Thiruvananthapuram	11.41%
Taluk Hospital Nemom	17.57%
Taluk Headquarters Hospital Varkala	19.89%

3.4 e-Health Performance - Pharmacy Usage

Pharmacy % is calculated as (Pharmacy Prescriptions/ Total Visits ) \*100



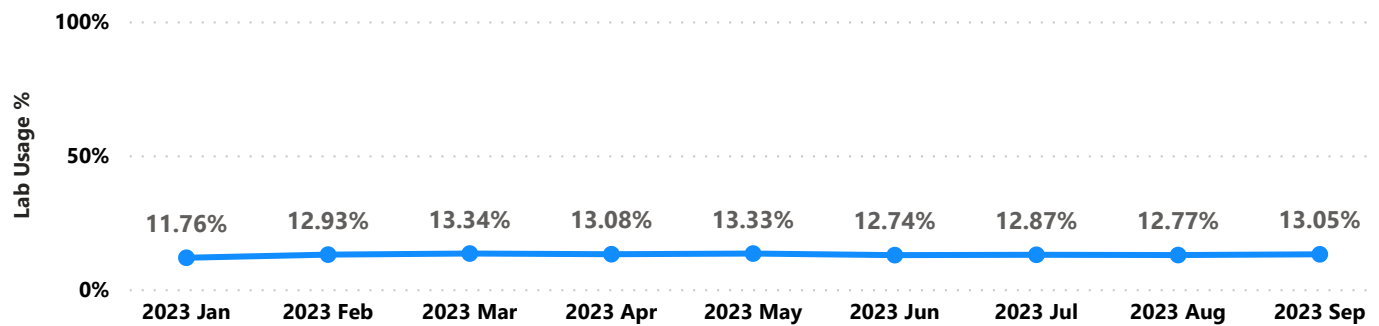
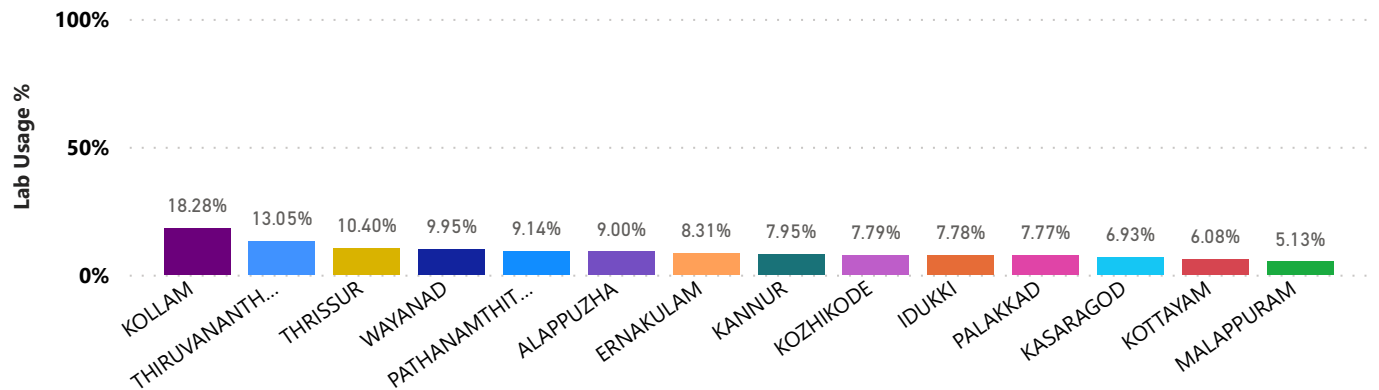
Pharmacy Usage in all Institutions

Institutions with atleast 100 UHID visits are listed here.

Hospital	Pharmacy Usage %	Hospital	Pharmacy Usage %
Family Health Centre Panavoor	91.49%	Community Health Centre Kallara	0.00%
Family Health Centre Kallikkad New	89.77%	District Hospital Nedumangad	0.00%
Family Health Centre Parasuvaikkal Parasala	88.60%	Family Health Centre Mudakkal	0.00%
Family Health Centre Pozhiyoor	88.37%	State Public Health Clinical Laboratory	0.00%
Family Health Centre Edava	87.87%	Taluk Headquarters Hospital Chirayinkeezh	0.00%
Family Health Centre Anakudy	86.51%	Taluk Headquarters Hospital Varkala	0.00%
Family Health Centre Pulimath	85.27%	Taluk Hospital Fort Thiruvananthapuram	0.00%
Family Health Centre Poozhanad	85.01%	Community Health Centre Vellarada	0.03%
Family Health Centre Kadakampally	84.72%	Women And Children Hospital Thycaud	0.06%
Family Health Centre Mukkola	84.01%	General Hospital Neyyattinkara	0.16%

3.5 e-Health Performance - Lab Usage

Lab % is calculated as (Lab Prescriptions/ Total Visits ) \*100



Lab Usage in all Institutions

Institutions with atleast 100 UHID visits are listed here.

Hospital	Lab Usage %
State Public Health Clinical Laboratory	103.10%
Family Health Centre Anakudy	31.89%
Primary Health Centre Kalliyoor	26.78%
Family Health Centre Maranalloor	26.04%
Family Health Centre Chenkal	24.03%
Family Health Centre Vembayam	23.30%
Family Health Centre Kilimanoor	23.26%
Family Health Centre Edava	23.13%
Family Health Centre Jagathy	20.13%
Family Health Centre Kuttichal	19.30%
Community Health Centre Kallara	19.10%

Hospital	Lab Usage %
Family Health Centre Malayadi	0.00%
Secretariat Health Centre Thiruvananthapuram	0.00%
Taluk Hospital Fort Thiruvananthapuram	0.00%
Urban Health Centre Mannanthala	0.00%
Community Health Centre Manamboor	0.01%
Family Health Centre Keezhattingal	0.21%
Family Health Centre Parasuvaikkal Parasala	0.33%
Integrated Family Health Centre Pangappara	0.76%
Urban Primary Health Centre Chalai	0.81%
Family Health Centre Madavoor	0.82%

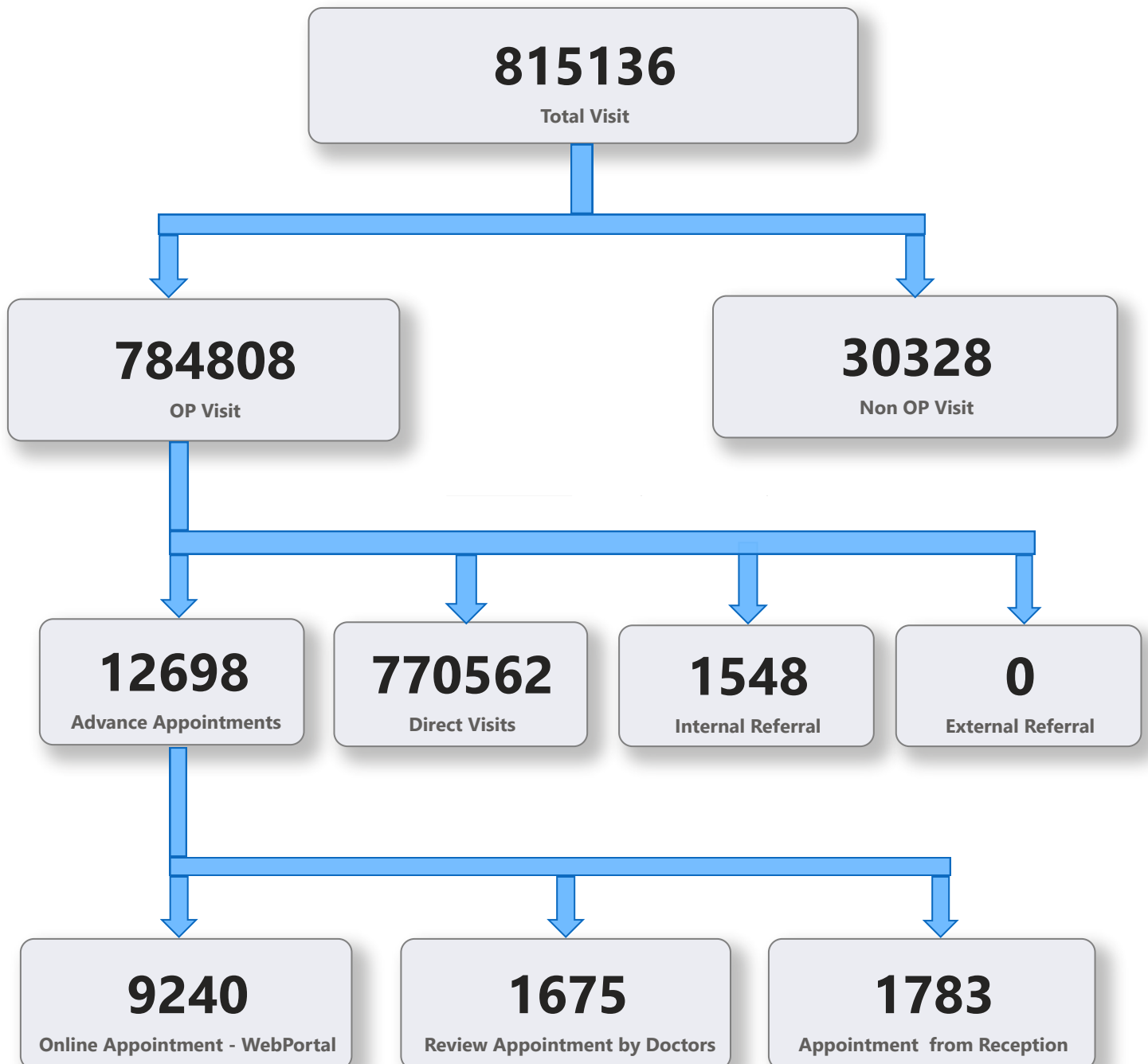


4. Status of Modules Usage in Hospitals

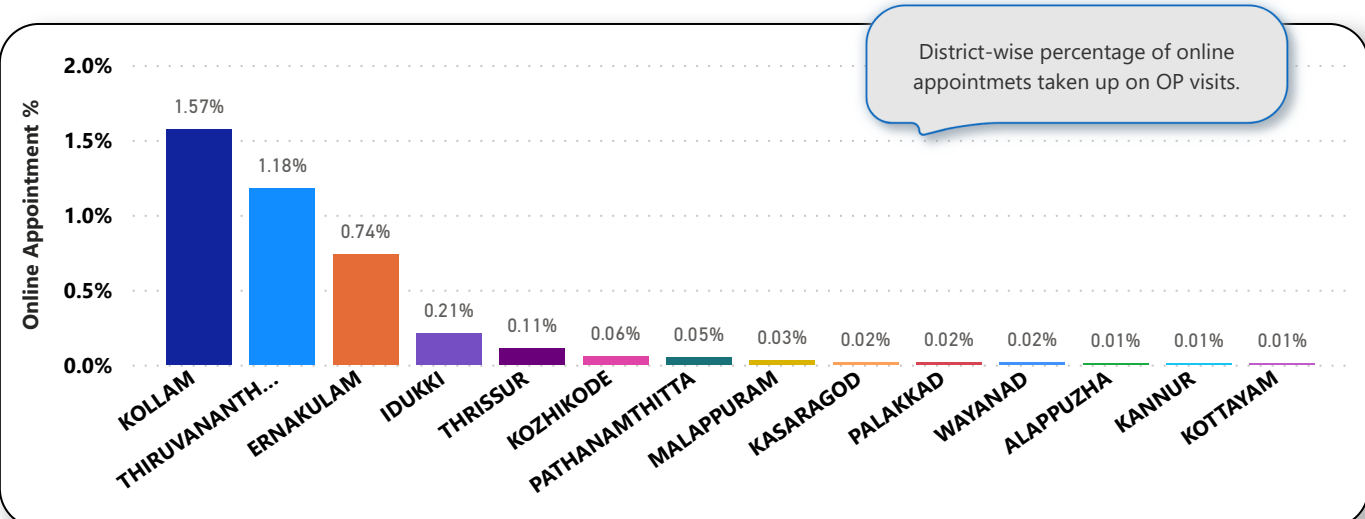

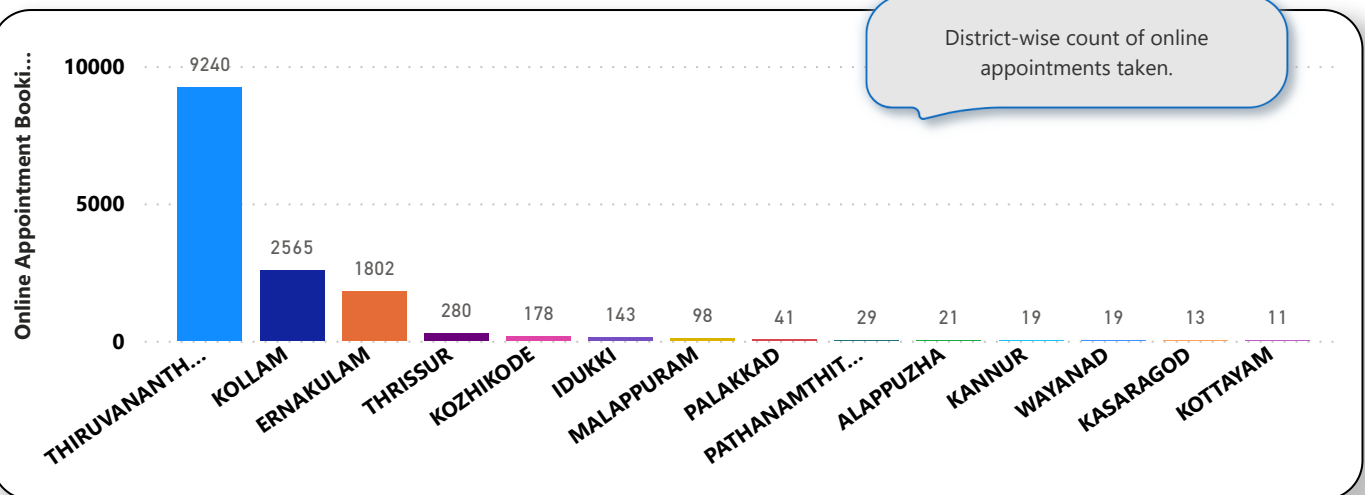
District wise status of live institutions and the count of various modules [Reception, OP Consultation, Lab, Pharmacy] started / functional.

District Name	Live Institutions	Reception	Consultation	Lab	Pharmacy
THIRUVANANTHAPURAM	102	95 (93.1%)	91 (89.2%)	79 (77.5%)	74 (72.5%)
THRISSUR	69	60 (87.%)	57 (82.6%)	54 (78.3%)	54 (78.3%)
KOZHIKODE	54	44 (81.5%)	35 (64.8%)	35 (64.8%)	35 (64.8%)
MALAPPURAM	53	50 (94.3%)	49 (92.5%)	42 (79.2%)	40 (75.5%)
ERNAKULAM	47	38 (80.9%)	33 (70.2%)	21 (44.7%)	16 (34.%)
PALAKKAD	44	43 (97.7%)	40 (90.9%)	33 (75.%)	32 (72.7%)
KANNUR	39	35 (89.7%)	33 (84.6%)	27 (69.2%)	29 (74.4%)
ALAPPUZHA	31	29 (93.5%)	28 (90.3%)	26 (83.9%)	28 (90.3%)
KOTTAYAM	31	27 (87.1%)	25 (80.6%)	19 (61.3%)	24 (77.4%)
KOLLAM	30	29 (96.7%)	29 (96.7%)	26 (86.7%)	27 (90.%)
KASARAGOD	23	19 (82.6%)	17 (73.9%)	12 (52.2%)	16 (69.6%)
IDUKKI	20	19 (95.%)	18 (90.%)	14 (70.%)	18 (90.%)
PATHANAMTHITTA	19	18 (94.7%)	17 (89.5%)	15 (78.9%)	15 (78.9%)
WAYANAD	17	17 (100.%)	17 (100.%)	16 (94.1%)	17 (100.%)
Total	579	523 (90.3%)	489 (84.5%)	419 (72.4%)	425 (73.4%)

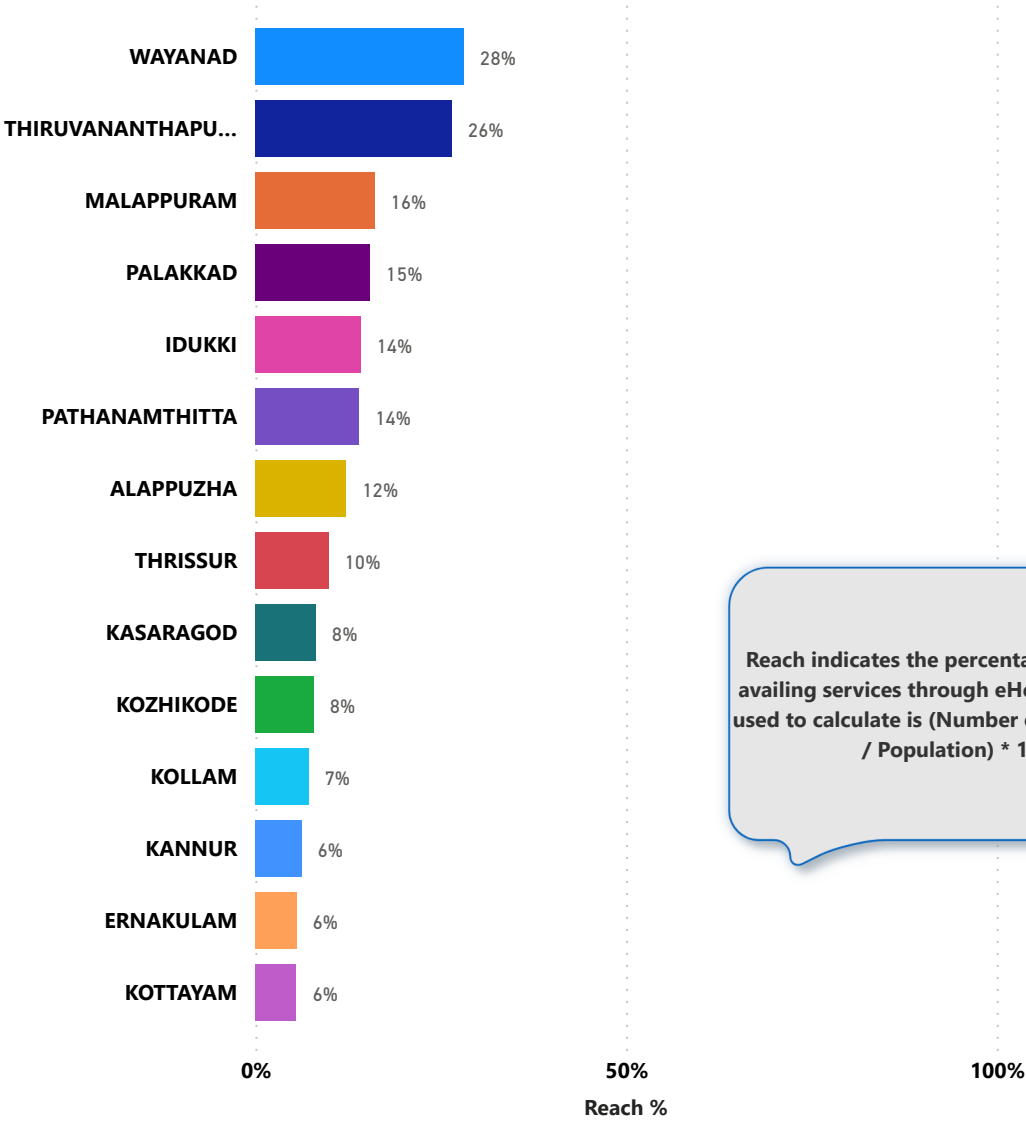
**5. Appointment Booking in Hospitals (except Medical Colleges)**



## 5. 1 Online Appointment Booking in Hospitals (except Medical Colleges)



6. eHealth Performance - Reach



Reach indicates the percentage of population availing services through eHealth. The formula used to calculate is (Number of UHID registered / Population) \* 100 %.



7. Public Health Survey Status

