

1. eHealth Kerala - Vital Statistics

Hospital Type	Live Institutions
Family Health Centre	40
Urban Primary Health Centre	8
Taluk Headquarters Hospital	3
District Hospital	1
General Hospital	1
Medical College Hospital	1
Specialty Hospital	1
Specialty Hospital - Women Children	1
Taluk Hospital	1
Total	57




2. eHealth - District Ranking Matrix Based on Performance of all Institutions (except Medical Colleges)

The ranking matrix showcase the district performance in providing eHealth services through all institutions (except Medical Colleges) based on six different parameters. These parameters include whether the reception module is started or not, UHID Visits, Doctor Consultation, Pharmacy Prescriptions by doctors, Percentage of lab orders through doctors and number of Live Institutions. Based on the ranking, the districts are classified into three broad categories, the best performing districts, the average performing districts and the low performing districts.

The best performing districts should strive to continue to remain in the same position, whereas the average performing as well as the low performing districts should strive to reach to the 'top four' league.

The ranking matrix for the current month April '24 along with previous two months are as given in the table .

District	February	March	April
WAYANAD	1	1	1
IDUKKI	2	2	2
PALAKKAD	2	2	2
KOLLAM	5	5	3
PATHANAMTHITTA	3	3	4
THIRUVANANTHAPURAM	4	4	4
THRISSUR	4	4	4
KASARAGOD	8	7	5
ALAPPUZHA	6	6	6
KANNUR	7	7	6
KOTTAYAM	6	6	6
KOZHIKODE	5	5	6
MALAPPURAM	4	6	6
ERNAKULAM	9	8	7

 Best performing
 Average performing
 Low performing

3. eHealth - Institution Level Ranking (except Medical Colleges)

Hospital	Rank
Family Health Centre Eror	1
Family Health Centre Munambam	1
Fhc Kadavoor	1
Family Health Centre Ayyampuzha	2
Family Health Centre Karumallor	2
Family Health Centre Mazhuvannoor	2
Family Health Centre Mulavukad	2
Family Health Centre Kakkanad	3
Family Health Centre Kottappady	3
Family Health Centre Palakuzha	3
Family Health Centre Parakadavu	3
Urban Primary Health Centre Kadavanthra	3
Family Health Centre Maneed	4
Family Health Centre Okkal	5
Family Health Centre Chowara	6
Family Health Centre Kodanadu	6
Family Health Centre Thirumarady	6
Family Health Centre Vazhakulam	6
Urban Primary Health Centre Mangattumukku	6
Urban Primary Health Centre Tripunithura	6
Family Health Centre Cheruvattoor	7
Taluk Headquarters Hospital Kothamangalam	7
Urban Primary Health Centre Moolamkuzhy	7
District Hospital Aluva	8
Family Health Centre Edappally	8
Family Health Centre Paipra	8
Family Health Centre Rayamangalam	8
Urban Primary Health Centre Edakochi	8
Family Health Centre Chittattukara	9
Family Health Centre Punnekkad	9
Family Health Centre Koonammavu	10
Family Health Centre Neriya Mangalam	10

Hospital	Rank
Family Health Centre Alangad	14
Family Health Centre Ayyampilly	14
Family Health Centre Manjalloor	14
Family Health Centre Thuravoor	14
Taluk Hospital Palluruthy	14
Family Health Centre Udayamperoor	13
Family Health Centre Cheranelloore	12
Family Health Centre Kunnukara	12
Family Health Centre Edavanakkad	11
Family Health Centre Gothuruth	11
Family Health Centre Keezhmad	11
Family Health Centre Kuttampuzha	11
Family Health Centre Manjapra	11
Family Health Centre Thiruvaniyoor	11
General Hospital Ernakulam	11
Taluk Headquarters Hospital Fort Kochi	11
Taluk Headquarters Hospital Thripunithura	11
Women And Children Hospital Mattancherry	11
Family Health Centre Koonammavu	10
Family Health Centre Neriya Mangalam	10
Urban Primary Health Centre Kalamassery	10
Family Health Centre Chittattukara	9
Family Health Centre Punnekkad	9
District Hospital Aluva	8
Family Health Centre Edappally	8
Family Health Centre Paipra	8
Family Health Centre Rayamangalam	8
Urban Primary Health Centre Edakochi	8
Family Health Centre Cheruvattoor	7
Taluk Headquarters Hospital Kothamangalam	7
Urban Primary Health Centre Moolamkuzhy	7
Family Health Centre Chowara	6
Family Health Centre Kodanadu	6

3.1 eHealth Performance - Reception Module

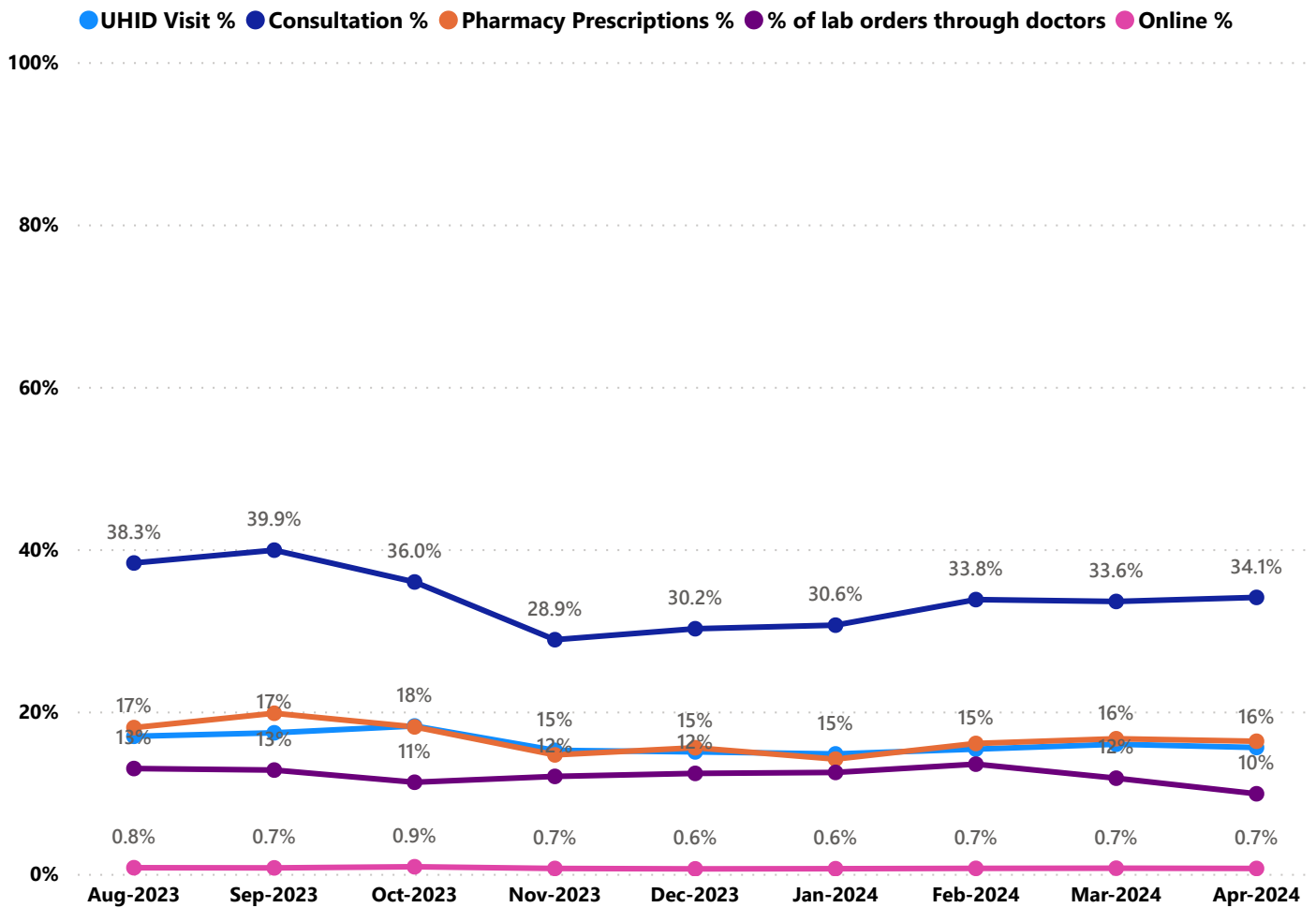
Reception Module is considered to be functional in an institution only if the number of total visits for the month is of minimum 500.

District	Institution Count	Institutions with Reception	% of institutions with Reception
IDUKKI	20	20	100.00%
PATHANAMTHITTA	19	19	100.00%
WAYANAD	17	17	100.00%
THIRUVANANTHAPURAM	100	95	95.00%
KOLLAM	30	28	93.33%
PALAKKAD	44	41	93.18%
KASARAGOD	23	21	91.30%
MALAPPURAM	53	48	90.57%
THRISSUR	69	59	85.51%
KOZHIKODE	55	47	85.45%
ALAPPUZHA	31	24	77.42%
KOTTAYAM	31	24	77.42%
ERNAKULAM	56	43	76.79%
KANNUR	40	29	72.50%

Institutions where the reception module is either not started or not using

Hospital Name
URBAN PRIMARY HEALTH CENTRE THRIKKAKARA
URBAN PRIMARY HEALTH CENTRE THAMMANAM
TALUK HOSPITAL PALLURUTHY
FAMILY HEALTH CENTRE UDAYAMPEROOR
FAMILY HEALTH CENTRE THURAVOOR
FAMILY HEALTH CENTRE THIRUVANKULAM
FAMILY HEALTH CENTRE NAYARAMBALM
FAMILY HEALTH CENTRE MANJALLOOR
FAMILY HEALTH CENTRE CHERANELLOORE
FAMILY HEALTH CENTRE CHELLANAM
FAMILY HEALTH CENTRE AYYAMPILLY
FAMILY HEALTH CENTRE ALANGAD
COCHIN CANCER RESEARCH CENTER

3.2 e-Health Performance Trend



- UHID Visit % is calculated as $(UHID\ Visits / Total\ Visit) * 100$
- Consultation % is calculated as $(Doctor\ Consultation / OP\ Visits) * 100$
- Pharmacy % is calculated as $(Pharmacy\ Prescriptions / Total\ OP\ Visits) * 100$
- Lab % is calculated as $(Lab\ orders\ given\ by\ doctors / Total\ Lab\ Orders) * 100$
- Online % is calculated as $(Online\ appointments\ via\ web\ portal / Total\ OP\ Visits) * 100$

3.3 e-Health Performance Indicators

Institutions with atleast 100 UHID visits are listed here.

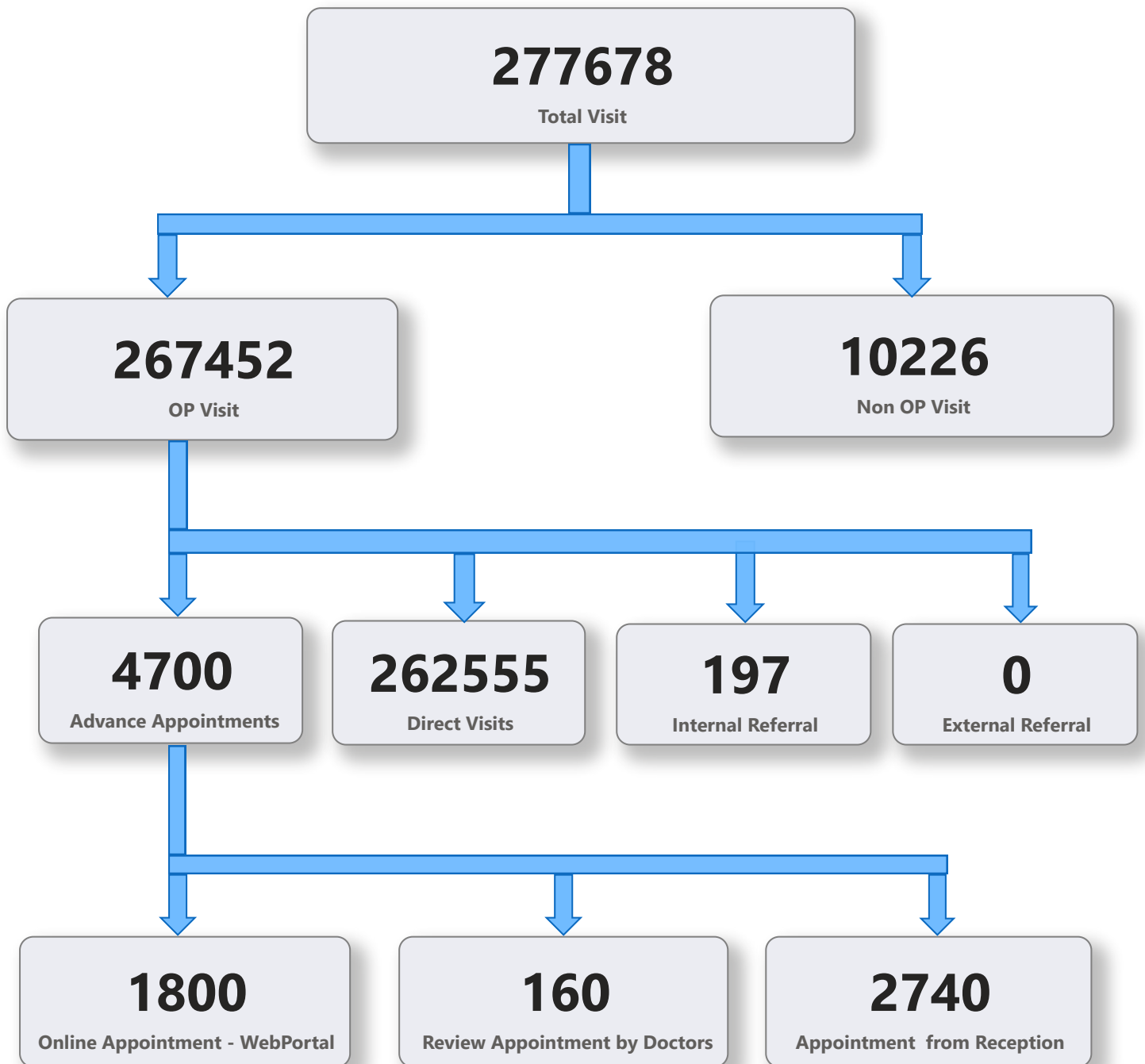
Hospital	UHID Visit %	Consultation %	Pharmacy Prescriptions %	% of Lab Orders given by Doctors
Family Health Centre Munambam	89.14%	96.23%	89.86%	37.81%
Fhc Kadavoor	64.84%	97.06%	92.74%	90.91%
Family Health Centre Eroor	61.57%	99.78%	86.67%	68.42%
Family Health Centre Punnekkad	58.10%	0.00%	0.00%	0.00%
Family Health Centre Palakuzha	55.84%	90.33%	36.63%	100.00%
Family Health Centre Maneed	53.04%	60.34%	53.55%	14.24%
Family Health Centre Thirumarady	49.74%	91.28%	36.80%	
Family Health Centre Parakadavu	42.55%	91.26%	0.00%	98.06%
Family Health Centre Neriya Mangalam	39.90%	0.94%	0.00%	0.88%
Urban Primary Health Centre Kadavanthra	35.14%	79.59%	63.09%	100.00%
Urban Primary Health Centre Kalamassery	34.63%	4.87%	3.07%	
Family Health Centre Cheruvattoor	24.52%	23.98%	6.24%	100.00%
Family Health Centre Mazhuvannoor	22.78%	95.15%	74.05%	100.00%
Family Health Centre Chittattukara	21.87%	65.99%	0.00%	1.52%
Urban Primary Health Centre Moolamkuzhy	21.60%	31.91%	28.22%	100.00%
Family Health Centre Kottappady	21.29%	75.47%	75.20%	35.14%
Family Health Centre Thiruvaniyoor	16.91%	14.26%	0.00%	0.00%
General Hospital Ernakulam	15.04%	1.39%	0.44%	0.13%
Family Health Centre Vazhakulam	14.98%	64.43%	50.51%	100.00%
Urban Primary Health Centre Tripunithura	14.46%	88.68%	35.87%	100.00%
Taluk Headquarters Hospital Kothamangalam	12.82%	67.80%	0.00%	14.43%
Urban Primary Health Centre Mangattumukku	11.14%	68.23%	46.93%	100.00%
Family Health Centre Keezhmad	10.98%	0.00%	0.00%	
Family Health Centre Rayamangalam	9.87%	43.39%	17.23%	100.00%
Family Health Centre Edappally	8.63%	8.82%	6.15%	100.00%
Family Health Centre Edavanakkad	8.03%	0.00%	0.00%	
Family Health Centre Mulavukad	7.90%	99.46%	97.26%	61.51%
Family Health Centre Manjapra	7.82%	13.79%	0.20%	2.00%
Urban Primary Health Centre Edakochi	5.53%	0.90%	0.85%	92.31%
Family Health Centre Koonammavu	4.31%	68.72%	0.11%	
Family Health Centre Kodanadu	4.24%	85.34%	12.22%	100.00%
Family Health Centre Ayyampuzha	4.23%	96.84%	96.00%	72.24%
Family Health Centre Karumallor	4.17%	91.33%	80.13%	67.98%
Taluk Headquarters Hospital Thripunithura	4.16%	7.32%	4.39%	
District Hospital Aluva	4.07%	12.59%	2.52%	100.00%
Family Health Centre Kakkanad	2.99%	96.35%	75.87%	38.92%
Taluk Headquarters Hospital Fort Kochi	1.43%	0.00%	0.00%	

4. Status of Modules Usage in Hospitals

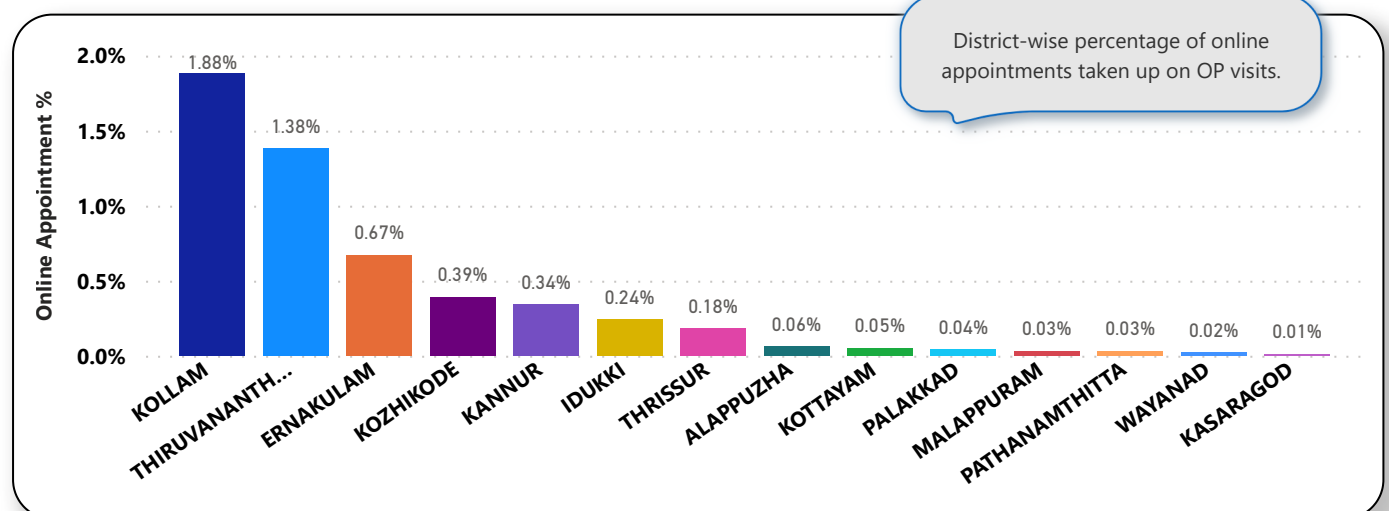
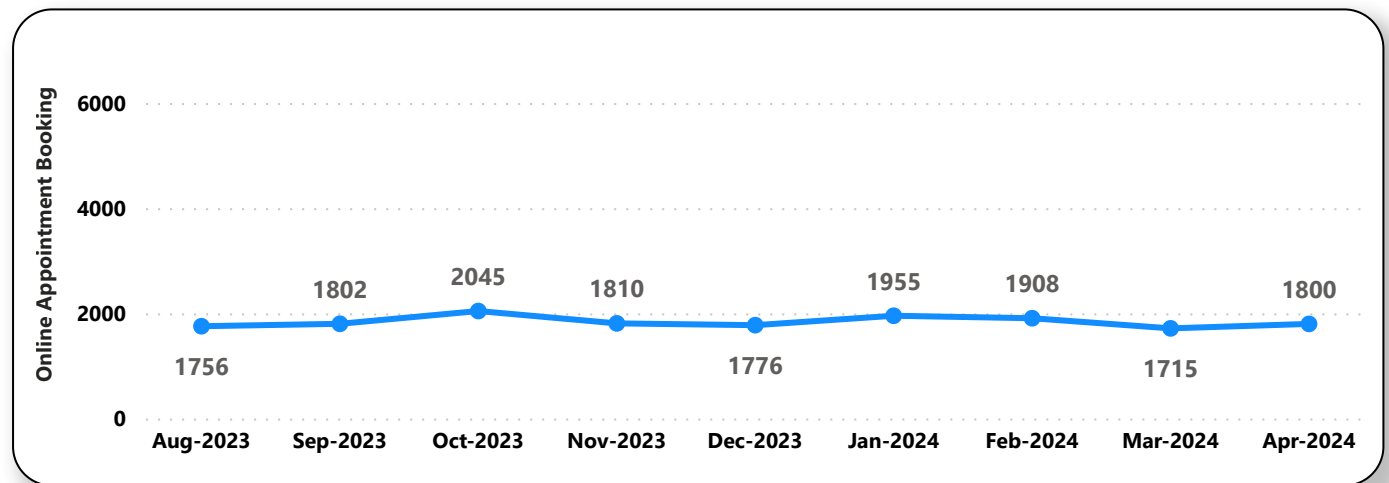
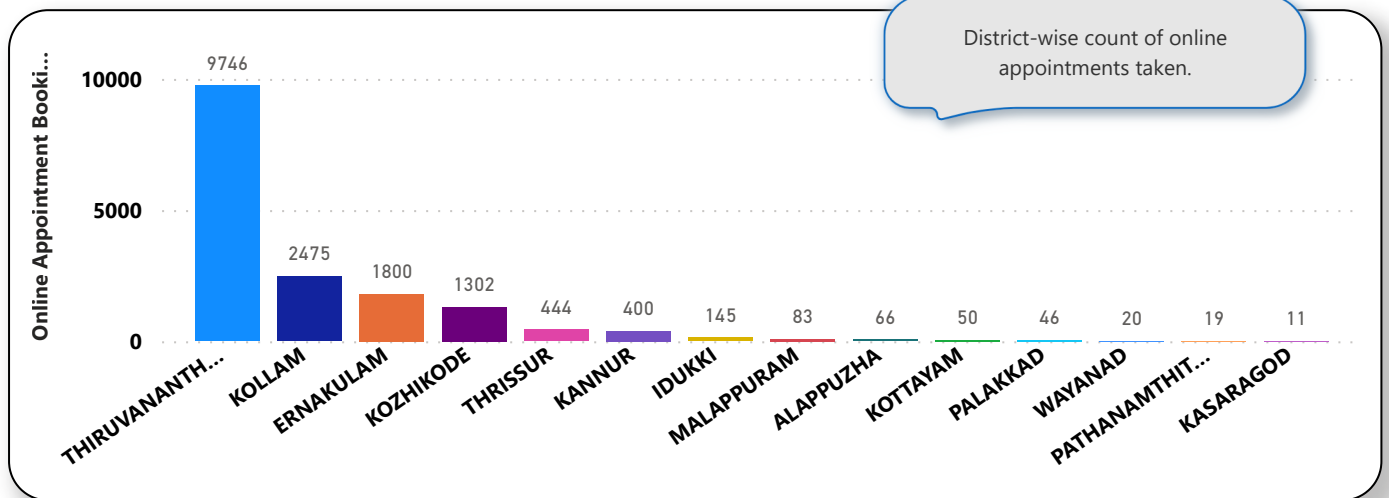
District wise status of live institutions and the count of various modules [Reception, OP Consultation, Lab, Pharmacy] started / functional.

District Name	Live Institutions	Reception	Consultation	Lab	Pharmacy
THIRUVANANTHAPURAM	102	96 (94.1%)	88 (86.3%)	78 (76.5%)	74 (72.5%)
THRISSUR	69	59 (85.5%)	57 (82.6%)	53 (76.8%)	54 (78.3%)
ERNAKULAM	56	43 (76.8%)	30 (53.6%)	21 (37.5%)	17 (30.4%)
KOZHIKODE	55	47 (85.5%)	34 (61.8%)	36 (65.5%)	34 (61.8%)
MALAPPURAM	54	48 (88.9%)	45 (83.3%)	39 (72.2%)	36 (66.7%)
PALAKKAD	44	41 (93.2%)	37 (84.1%)	32 (72.7%)	31 (70.5%)
KANNUR	40	29 (72.5%)	28 (70.%)	25 (62.5%)	24 (60.%)
ALAPPUZHA	31	24 (77.4%)	22 (71.%)	19 (61.3%)	21 (67.7%)
KOTTAYAM	31	24 (77.4%)	24 (77.4%)	20 (64.5%)	24 (77.4%)
KOLLAM	30	28 (93.3%)	28 (93.3%)	26 (86.7%)	27 (90.%)
KASARAGOD	23	21 (91.3%)	19 (82.6%)	16 (69.6%)	18 (78.3%)
IDUKKI	20	20 (100.%)	19 (95.%)	18 (90.%)	19 (95.%)
PATHANAMTHITTA	19	19 (100.%)	18 (94.7%)	16 (84.2%)	17 (89.5%)
WAYANAD	17	17 (100.%)	17 (100.%)	16 (94.1%)	17 (100.%)
Total	591	516 (87.3%)	466 (78.8%)	415 (70.2%)	413 (69.9%)

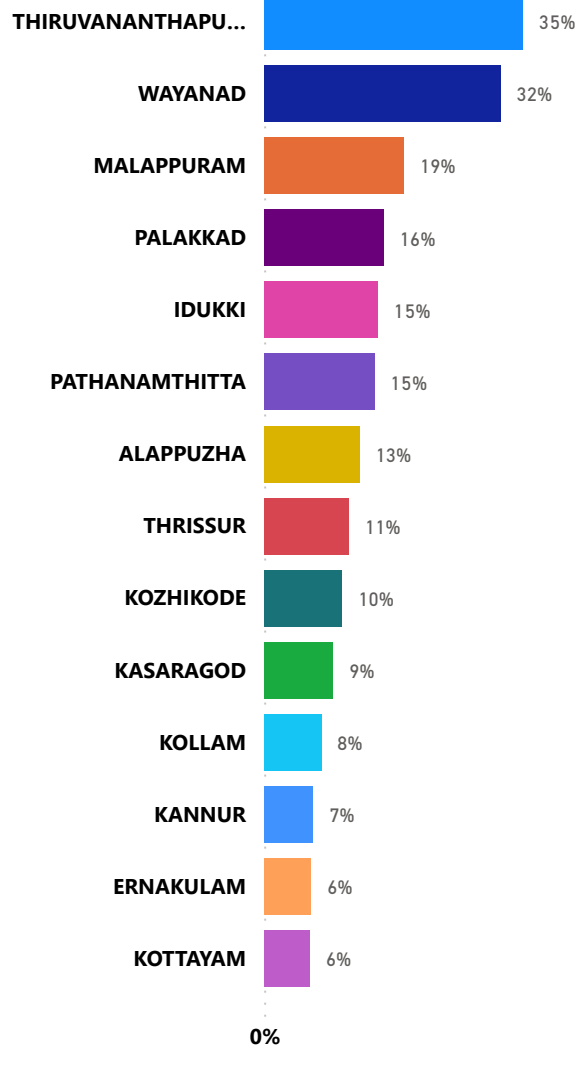
5. Appointment Booking in Hospitals (except Medical Colleges)



5. 1 Online Appointment Booking in Hospitals (except Medical Colleges)



6. eHealth Performance - Reach



Reach indicates the percentage of population availing services through eHealth. The formula used to calculate is $(\text{Number of UHID registered} / \text{Population}) * 100 \%$.