

1. eHealth Kerala - Vital Statistics

Hospital Type	Live Institutions
Family Health Centre	25
General Hospital	3
Community Health Centre	1
Medical College Hospital	1
Taluk Headquarters Hospital	1
Urban Primary Health Centre	1
Total	32

2. eHealth - District Ranking Matrix Based on Performance of all Institutions (except Medical Colleges)

The ranking matrix showcase the district performance in providing eHealth services through all institutions (except Medical Colleges) based on six different parameters. These parameters include whether the reception module is started or not, UHID Visits, Doctor Consultation, Pharmacy Prescriptions by doctors, Percentage of lab orders through doctors and number of Live Institutions. Based on the ranking, the districts are classified into three broad categories, the best performing districts, the average performing districts and the low performing districts.

The best performing districts should strive to continue to remain in the same position, whereas the average performing as well as the low performing districts should strive to reach to the 'top four' league.

The ranking matrix for the current month April '24 along with previous two months are as given in the table .

District	February	March	April
WAYANAD	1	1	1
IDUKKI	2	2	2
PALAKKAD	2	2	2
KOLLAM	5	5	3
PATHANAMTHITTA	3	3	4
THIRUVANANTHAPURAM	4	4	4
THRISSUR	4	4	4
KASARAGOD	8	7	5
ALAPPUZHA	6	6	6
KANNUR	7	7	6
KOTTAYAM	6	6	6
KOZHIKODE	5	5	6
MALAPPURAM	4	6	6
ERNAKULAM	9	8	7

- Best performing
- Average performing
- Low performing

3. eHealth - Institution Level Ranking (except Medical Colleges)

Hospital	Rank
Family Health Centre Kuruppanthara	1
Family Health Centre Meenachil	1
Family Health Centre Moonnilavu	1
Family Health Centre Panachikkadu	1
Family Health Centre Vellavoor	1
Family Health Centre Brahmamangalam	2
Family Health Centre Kaduthuruthy	2
Family Health Centre Marangattupally	2
Family Health Centre Maravanthuruthu	2
Family Health Centre Paippad	2
Family Health Centre Udayanapuram	2
Family Health Centre Vazhoor	2
Family Health Centre Veliyannoor	2
Family Health Centre Mutholy	3
Family Health Centre Parampuzha	3
Urban Primary Health Centre Perunna	3
Family Health Centre Madappally	4
Family Health Centre Manarcad	4
Family Health Centre Kallara	5
Family Health Centre Velloor	6
Family Health Centre Nattakom	7
Family Health Centre Erattupetta	8
General Hospital Kanjirapally	9
Taluk Headquarters Hospital Pampady	9
Family Health Centre Thottackad	10
General Hospital Kottayam	11
Km Mani Memorial Govt General Hospital Pala	12
Family Health Centre Poonjar	13

3.1 eHealth Performance - Reception Module

Reception Module is considered to be functional in an institution only if the number of total visits for the month is of minimum 500.

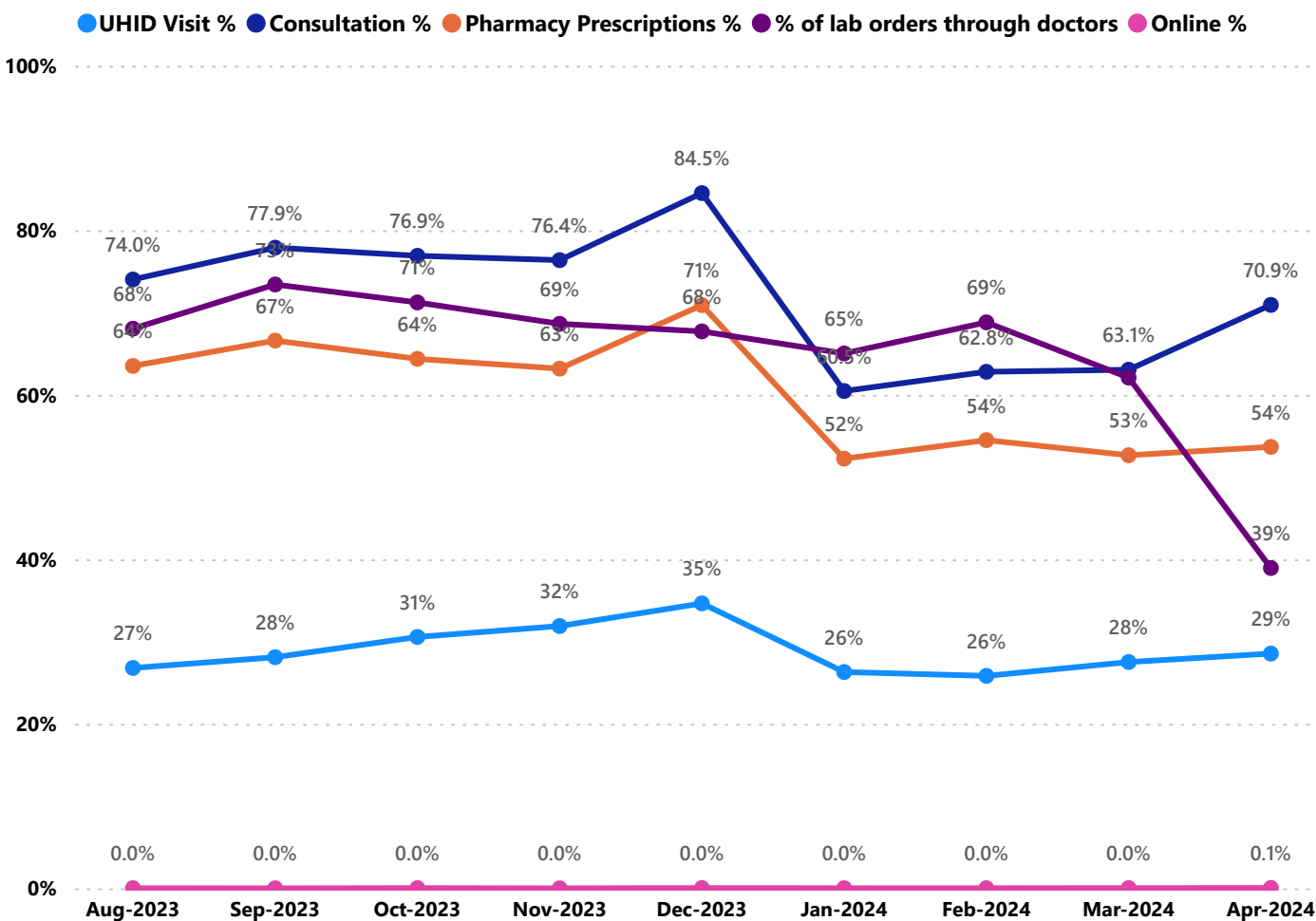
District	Institution Count	Institutions with Reception	% of institutions with Reception
IDUKKI	20	20	100.00%
PATHANAMTHITTA	19	19	100.00%
WAYANAD	17	17	100.00%
THIRUVANANTHAPURAM	100	95	95.00%
KOLLAM	30	28	93.33%
PALAKKAD	44	41	93.18%
KASARAGOD	23	21	91.30%
MALAPPURAM	53	48	90.57%
THRISSUR	69	59	85.51%
KOZHIKODE	55	47	85.45%
ALAPPUZHA	31	24	77.42%
KOTTAYAM	31	24	77.42%
ERNAKULAM	56	43	76.79%
KANNUR	40	29	72.50%

Institutions where the reception module is either not started or not using

Hospital Name
KM MANI MEMORIAL GOVT GENERAL HOSPITAL PALA
GENERAL HOSPITAL KOTTAYAM
FAMILY HEALTH CENTRE THOTTACKAD
FAMILY HEALTH CENTRE POONJAR
FAMILY HEALTH CENTRE MEENADOM
COMMUNITY HEALTH CENTRE RAMAPURAM
COMMUNITY HEALTH CENTRE MUNDAKAYAM



3.2 e-Health Performance Trend



- UHID Visit % is calculated as  $(UHID\ Visits / Total\ Visit) * 100$
- Consultation % is calculated as  $(Doctor\ Consultation / OP\ Visits) * 100$
- Pharmacy % is calculated as  $(Pharmacy\ Prescriptions / Total\ OP\ Visits) * 100$
- Lab % is calculated as  $(Lab\ orders\ given\ by\ doctors / Total\ Lab\ Orders) * 100$
- Online % is calculated as  $(Online\ appointments\ via\ web\ portal / Total\ OP\ Visits) * 100$

3.3 e-Health Performance Indicators

Institutions with atleast 100 UHID visits are listed here.

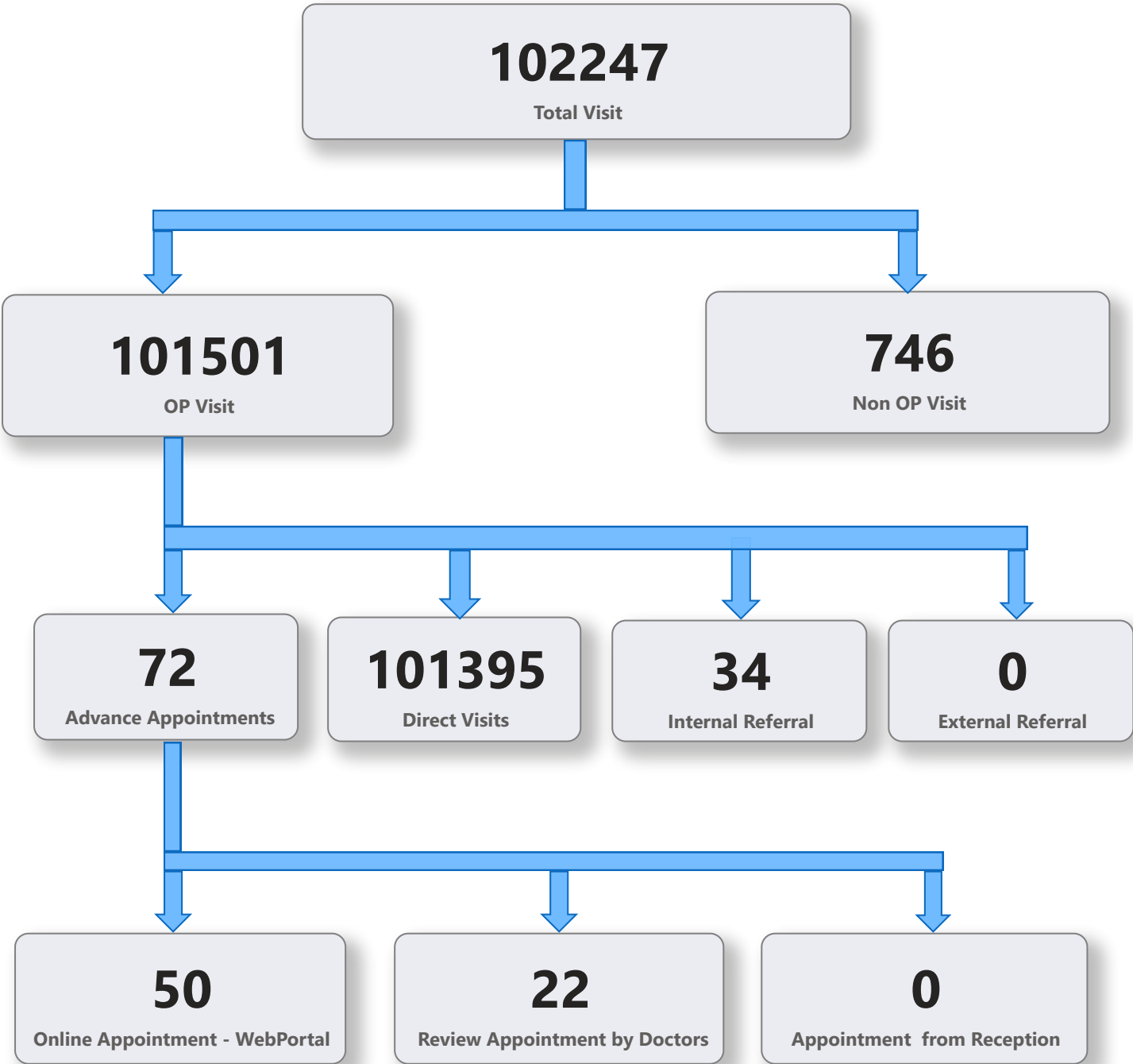
Hospital	UHID Visit %	Consultation %	Pharmacy Prescriptions %	% of Lab Orders given by Doctors
Family Health Centre Vellavoor	85.41%	99.59%	100.00%	62.13%
Family Health Centre Moonnilavu	81.39%	99.94%	100.00%	72.18%
Family Health Centre Panachikkadu	72.20%	97.61%	89.86%	52.98%
Family Health Centre Meenachil	65.04%	98.54%	94.09%	70.11%
Family Health Centre Kuruppanthara	62.59%	99.68%	89.83%	68.88%
Family Health Centre Brahmamangalam	59.40%	99.72%	100.00%	78.59%
Family Health Centre Udayanapuram	58.55%	97.80%	100.00%	42.60%
Family Health Centre Vazhoor	53.55%	98.82%	88.71%	42.14%
Family Health Centre Kaduthuruthy	50.83%	99.11%	94.17%	88.60%
Family Health Centre Mutholy	46.75%	98.96%	74.12%	100.00%
Family Health Centre Veliyannoor	45.95%	97.48%	88.19%	39.39%
Family Health Centre Marangattupally	45.00%	95.58%	95.08%	70.34%
Family Health Centre Maravanthuruthu	44.36%	99.14%	87.85%	100.00%
Family Health Centre Paippad	42.51%	99.44%	99.22%	100.00%
Family Health Centre Kallara	33.30%	86.05%	77.37%	62.34%
Family Health Centre Parampuzha	32.93%	93.64%	93.96%	100.00%
Family Health Centre Madappally	32.92%	99.15%	63.41%	17.39%
Family Health Centre Nattakom	29.70%	86.64%	24.79%	100.00%
Urban Primary Health Centre Perunna	25.93%	99.74%	100.00%	88.00%
Family Health Centre Erattupetta	17.93%	89.68%	30.58%	47.38%
Family Health Centre Velloor	17.88%	90.62%	59.71%	100.00%
Family Health Centre Manarcad	16.83%	98.92%	85.90%	100.00%
General Hospital Kanjirapally	1.98%	30.98%	8.80%	11.10%

4. Status of Modules Usage in Hospitals

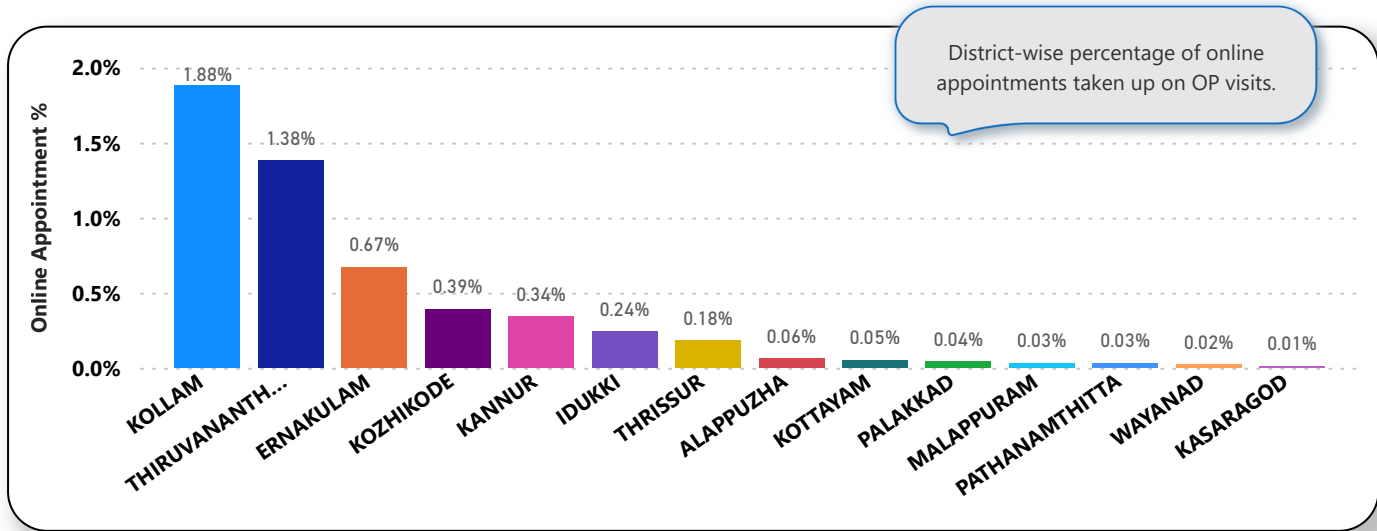
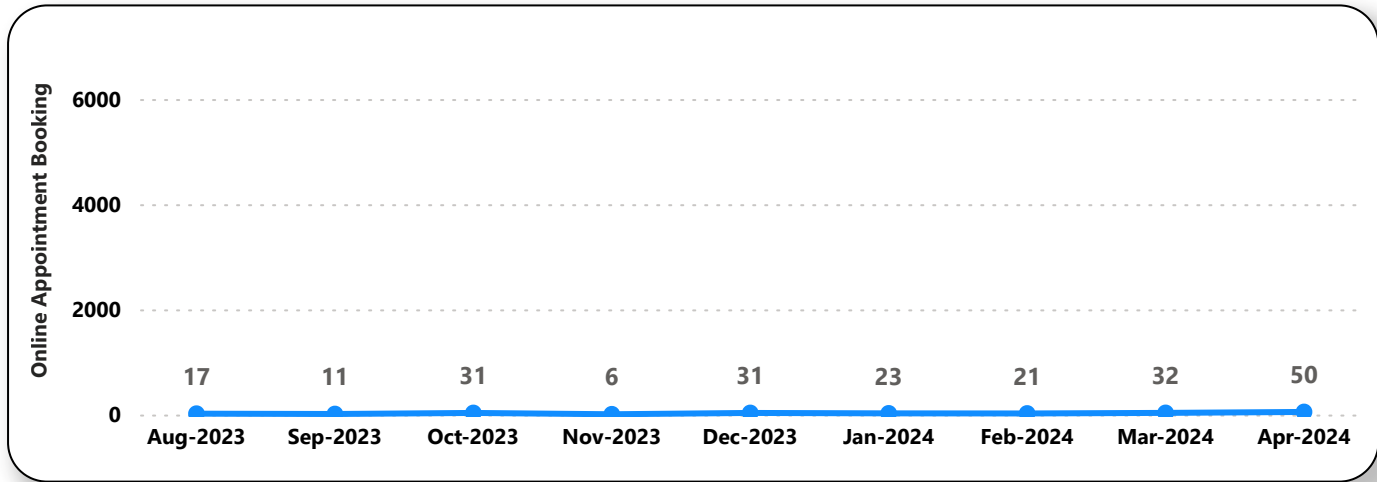
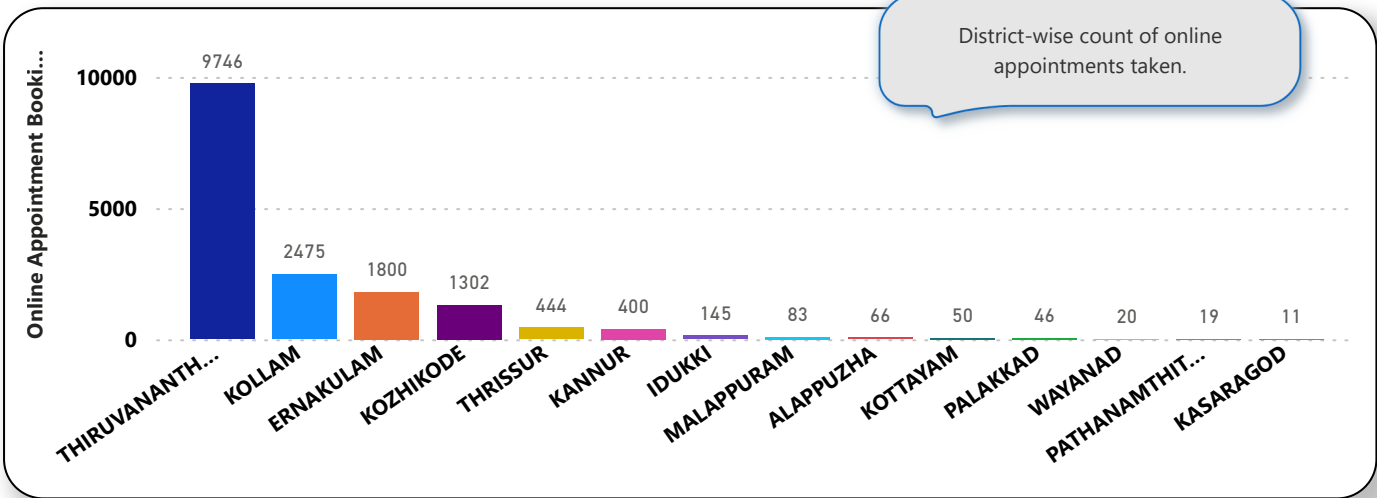
District wise status of live institutions and the count of various modules  
[Reception, OP Consultation, Lab, Pharmacy] started / functional.

District Name	Live Institutions	Reception	Consultation	Lab	Pharmacy
THIRUVANANTHAPURAM	102	96 (94.1%)	88 (86.3%)	78 (76.5%)	74 (72.5%)
THRISSUR	69	59 (85.5%)	57 (82.6%)	53 (76.8%)	54 (78.3%)
ERNAKULAM	56	43 (76.8%)	30 (53.6%)	21 (37.5%)	17 (30.4%)
KOZHIKODE	55	47 (85.5%)	34 (61.8%)	36 (65.5%)	34 (61.8%)
MALAPPURAM	54	48 (88.9%)	45 (83.3%)	39 (72.2%)	36 (66.7%)
PALAKKAD	44	41 (93.2%)	37 (84.1%)	32 (72.7%)	31 (70.5%)
KANNUR	40	29 (72.5%)	28 (70.%)	25 (62.5%)	24 (60.%)
ALAPPUZHA	31	24 (77.4%)	22 (71.%)	19 (61.3%)	21 (67.7%)
KOTTAYAM	31	24 (77.4%)	24 (77.4%)	20 (64.5%)	24 (77.4%)
KOLLAM	30	28 (93.3%)	28 (93.3%)	26 (86.7%)	27 (90.%)
KASARAGOD	23	21 (91.3%)	19 (82.6%)	16 (69.6%)	18 (78.3%)
IDUKKI	20	20 (100.%)	19 (95.%)	18 (90.%)	19 (95.%)
PATHANAMTHITTA	19	19 (100.%)	18 (94.7%)	16 (84.2%)	17 (89.5%)
WAYANAD	17	17 (100.%)	17 (100.%)	16 (94.1%)	17 (100.%)
Total	591	516 (87.3%)	466 (78.8%)	415 (70.2%)	413 (69.9%)

5. Appointment Booking in Hospitals (except Medical Colleges)

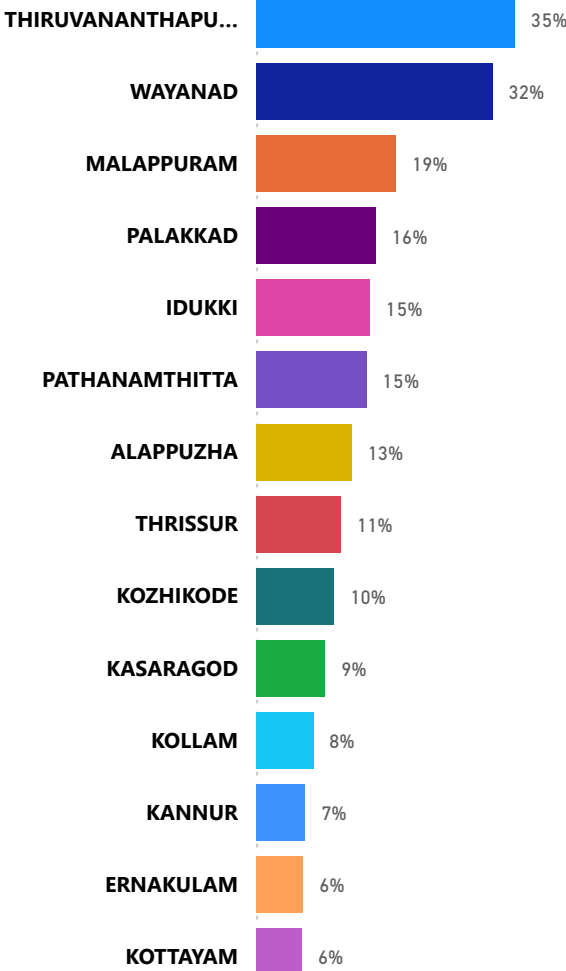


5. 1 Online Appointment Booking in Hospitals (except Medical Colleges)





6. eHealth Performance - Reach



Reach indicates the percentage of population availing services through eHealth. The formula used to calculate is (Number of UHID registered / Population) \* 100 %.