

1. eHealth Kerala - Vital Statistics

Hospital Type	Live Institutions
Family Health Centre	17
General Hospital	1
Medical College Hospital	1
Urban Primary Health Centre	1
Total	20

2. eHealth - District Ranking Matrix Based on Performance of all Institutions (except Medical Colleges)

The ranking matrix showcase the district performance in providing eHealth services through all institutions (except Medical Colleges) based on six different parameters. These parameters include whether the reception module is started or not, UHID Visits, Doctor Consultation, Pharmacy Prescriptions by doctors, Percentage of lab orders through doctors and number of Live Institutions. Based on the ranking, the districts are classified into three broad categories, the best performing districts, the average performing districts and the low performing districts.

The best performing districts should strive to continue to remain in the same position, whereas the average performing as well as the low performing districts should strive to reach to the 'top four' league.

The ranking matrix for the current month April '24 along with previous two months are as given in the table .

District	February	March	April
WAYANAD	1	1	1
IDUKKI	2	2	2
PALAKKAD	2	2	2
KOLLAM	5	5	3
PATHANAMTHITTA	3	3	4
THIRUVANANTHAPURAM	4	4	4
THRISSUR	4	4	4
KASARAGOD	8	7	5
ALAPPUZHA	6	6	6
KANNUR	7	7	6
KOTTAYAM	6	6	6
KOZHIKODE	5	5	6
MALAPPURAM	4	6	6
ERNAKULAM	9	8	7

- Best performing
- Average performing
- Low performing

3. eHealth - Institution Level Ranking (except Medical Colleges)

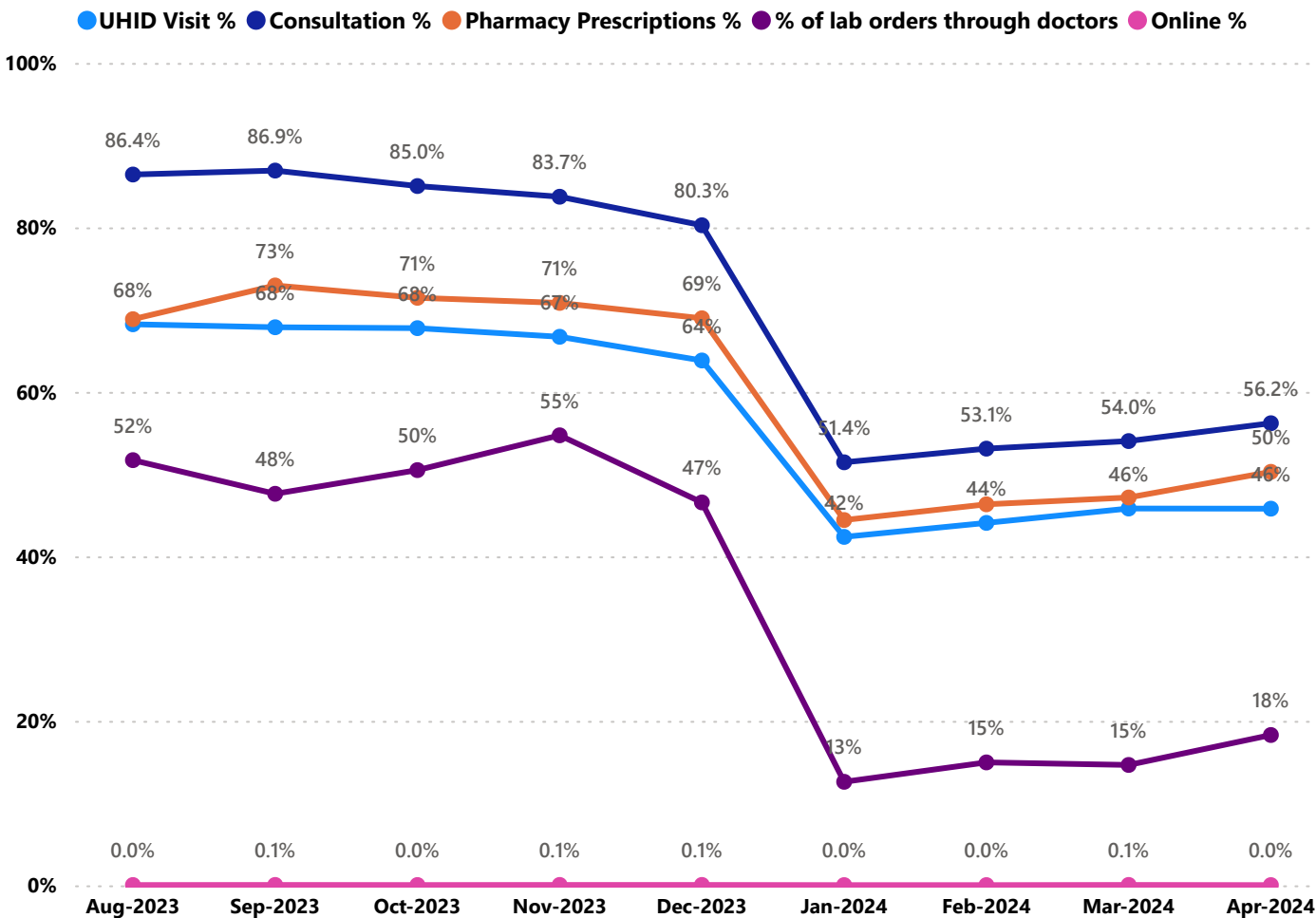
Hospital	Rank
Family Health Centre Anicadu	1
Family Health Centre Chandanappally	1
Family Health Centre Chenneerkara	1
Family Health Centre Chittar	1
Family Health Centre Ezhamkulam	1
Family Health Centre Koipuram	1
Family Health Centre Kottangal	1
Family Health Centre Mezhuveli	1
Family Health Centre Naranammoozhy	1
Family Health Centre Pallickal	1
Family Health Centre Thannithode	1
Family Health Centre Vadasserikkara	1
Urban Family Health Centre Thiruvalla	1
Family Health Centre Kadammanitta	2
Family Health Centre Othara	2
Family Health Centre Pandalam	2
Family Health Centre Niranam	3
Family Health Centre Vechoochira	4
General Hospital Pathanamthitta	5

3.1 eHealth Performance - Reception Module

Reception Module is considered to be functional in an institution only if the number of total visits for the month is of minimum 500.

District	Institution Count	Institutions with Reception	% of institutions with Reception
IDUKKI	20	20	100.00%
PATHANAMTHITTA	19	19	100.00%
WAYANAD	17	17	100.00%
THIRUVANANTHAPURAM	100	95	95.00%
KOLLAM	30	28	93.33%
PALAKKAD	44	41	93.18%
KASARAGOD	23	21	91.30%
MALAPPURAM	53	48	90.57%
THRISSUR	69	59	85.51%
KOZHIKODE	55	47	85.45%
ALAPPUZHA	31	24	77.42%
KOTTAYAM	31	24	77.42%
ERNAKULAM	56	43	76.79%
KANNUR	40	29	72.50%

3.2 e-Health Performance Trend



- UHID Visit % is calculated as (UHID Visits / Total Visit) *100
- Consultation % is calculated as (Doctor Consultation / OP Visits) *100
- Pharmacy % is calculated as (Pharmacy Prescriptions/ Total OP Visits) *100
- Lab % is calculated as (Lab orders given by doctors/Total Lab Orders) *100
- Online % is calculated as (Online appointments via web portal/Total OP Visits) *100

3.3 e-Health Performance Indicators

Institutions with atleast 100 UHID visits are listed here.

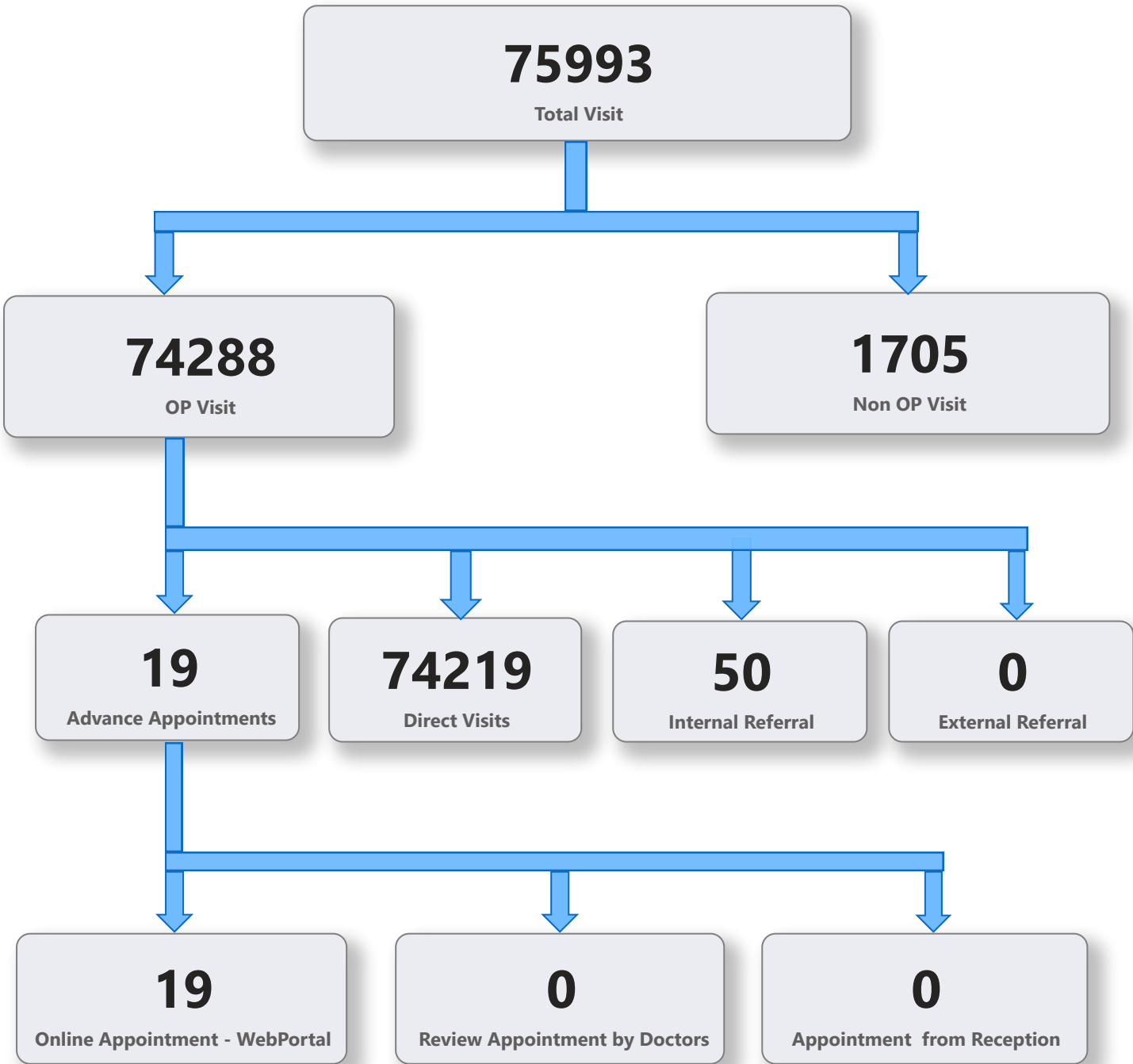
Hospital	UHID Visit %	Consultation %	Pharmacy Prescriptions %	% of Lab Orders given by Doctors
Family Health Centre Naranammoozhy	88.51%	98.88%	95.21%	100.00%
Family Health Centre Kottangal	87.23%	99.40%	91.33%	60.13%
Family Health Centre Anicadu	87.11%	91.41%	82.20%	45.45%
Family Health Centre Thannithode	84.89%	95.12%	91.07%	60.44%
Family Health Centre Mezhuveli	83.83%	100.00%	98.15%	71.35%
Family Health Centre Pallickal	82.87%	98.82%	92.71%	44.94%
Family Health Centre Vadasserikkara	81.03%	99.66%	93.17%	100.00%
Urban Family Health Centre Thiruvalla	76.30%	94.21%	87.93%	87.63%
Family Health Centre Kadammanitta	75.23%	81.24%	91.51%	39.92%
Family Health Centre Ezhamkulam	73.21%	94.62%	89.65%	62.45%
Family Health Centre Chittar	67.07%	91.40%	87.13%	61.14%
Family Health Centre Koipuram	64.97%	99.80%	90.02%	77.42%
Family Health Centre Chenneerkara	63.88%	99.04%	91.93%	30.18%
Family Health Centre Chandanappally	62.64%	96.97%	86.21%	76.92%
Family Health Centre Othera	58.01%	99.44%	87.74%	85.57%
Family Health Centre Pandalam	54.42%	98.54%	82.66%	61.68%
Family Health Centre Niranam	52.24%	63.48%	5.82%	13.17%
Family Health Centre Vechoochira	37.98%	22.74%	21.58%	21.75%
General Hospital Pathanamthitta	6.02%	0.00%	0.00%	0.00%

4. Status of Modules Usage in Hospitals

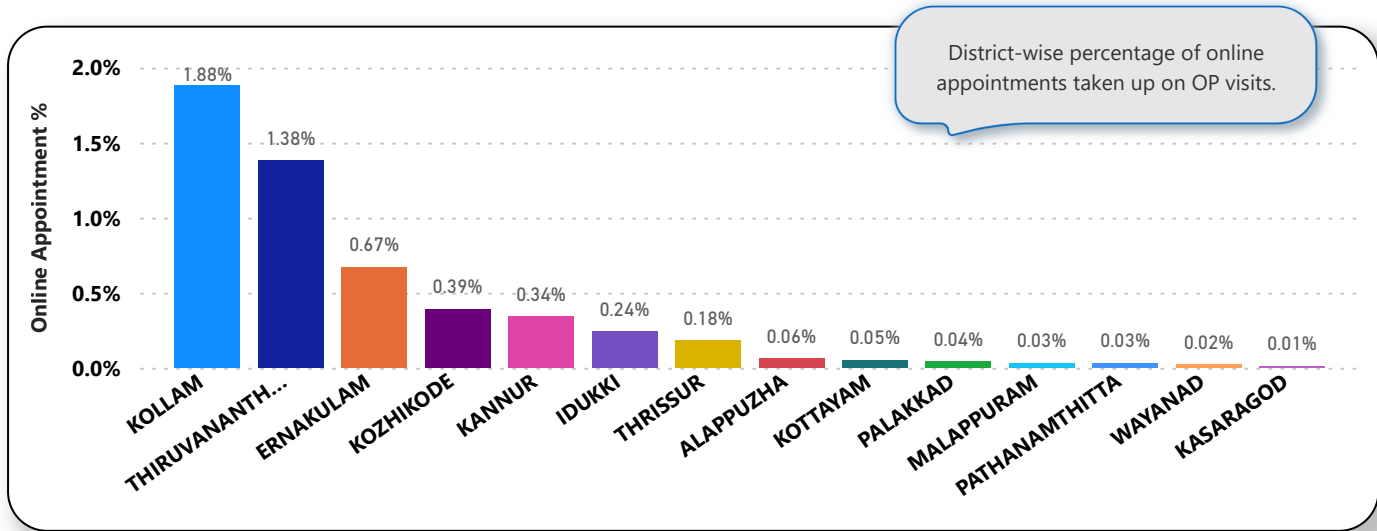
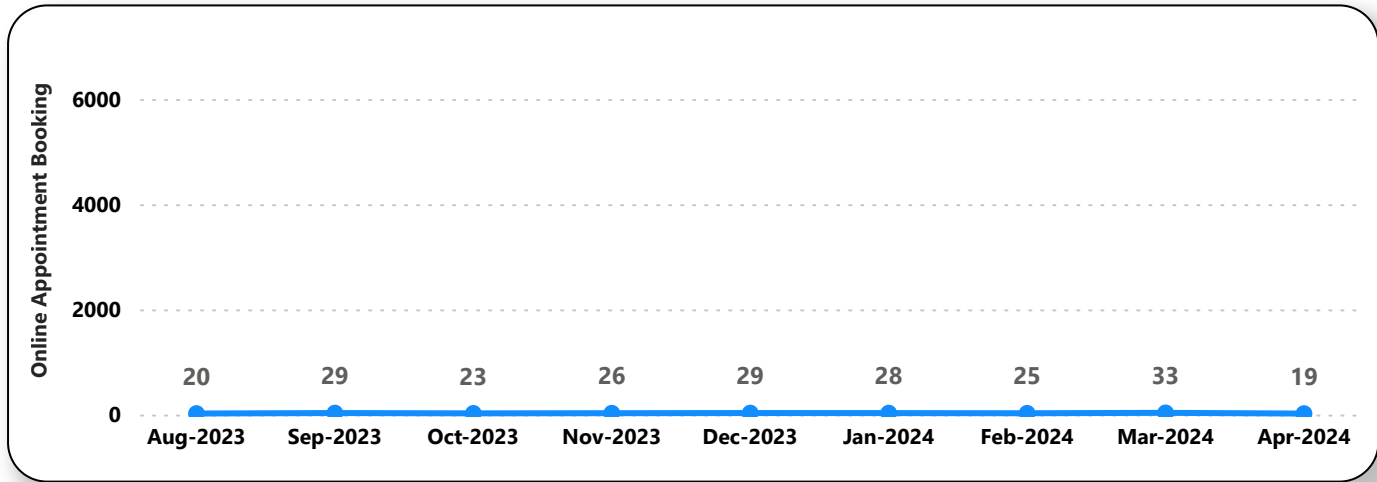
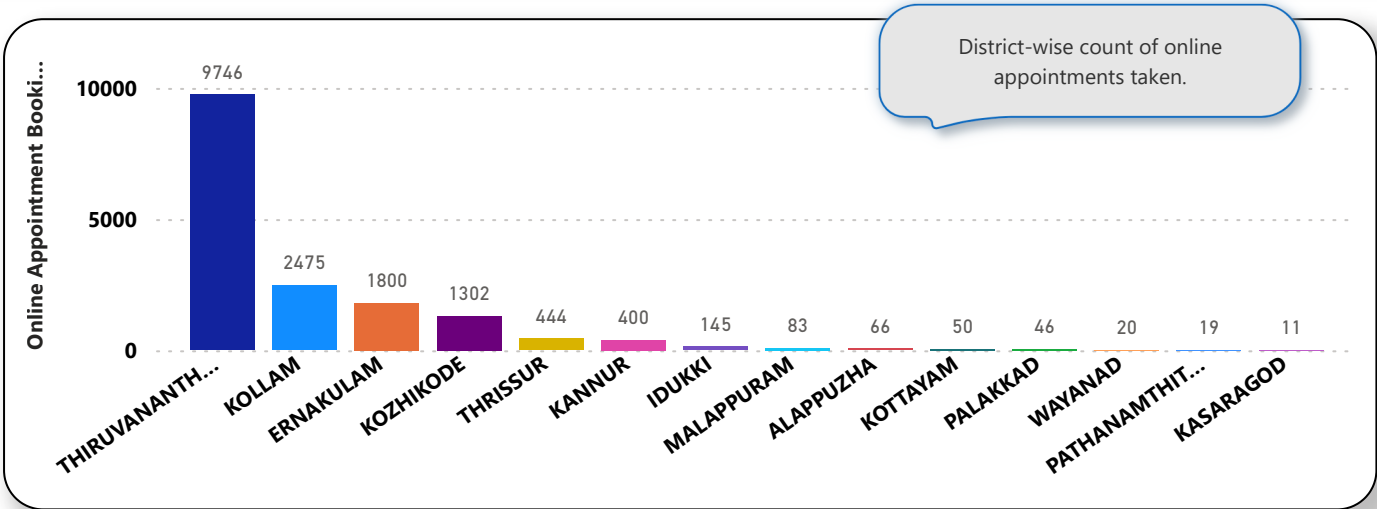
District wise status of live institutions and the count of various modules
[Reception, OP Consultation, Lab, Pharmacy] started / functional.

District Name	Live Institutions	Reception	Consultation	Lab	Pharmacy
THIRUVANANTHAPURAM	102	96 (94.1%)	88 (86.3%)	78 (76.5%)	74 (72.5%)
THRISSUR	69	59 (85.5%)	57 (82.6%)	53 (76.8%)	54 (78.3%)
ERNAKULAM	56	43 (76.8%)	30 (53.6%)	21 (37.5%)	17 (30.4%)
KOZHIKODE	55	47 (85.5%)	34 (61.8%)	36 (65.5%)	34 (61.8%)
MALAPPURAM	54	48 (88.9%)	45 (83.3%)	39 (72.2%)	36 (66.7%)
PALAKKAD	44	41 (93.2%)	37 (84.1%)	32 (72.7%)	31 (70.5%)
KANNUR	40	29 (72.5%)	28 (70.%)	25 (62.5%)	24 (60.%)
ALAPPUZHA	31	24 (77.4%)	22 (71.%)	19 (61.3%)	21 (67.7%)
KOTTAYAM	31	24 (77.4%)	24 (77.4%)	20 (64.5%)	24 (77.4%)
KOLLAM	30	28 (93.3%)	28 (93.3%)	26 (86.7%)	27 (90.%)
KASARAGOD	23	21 (91.3%)	19 (82.6%)	16 (69.6%)	18 (78.3%)
IDUKKI	20	20 (100.%)	19 (95.%)	18 (90.%)	19 (95.%)
PATHANAMTHITTA	19	19 (100.%)	18 (94.7%)	16 (84.2%)	17 (89.5%)
WAYANAD	17	17 (100.%)	17 (100.%)	16 (94.1%)	17 (100.%)
Total	591	516 (87.3%)	466 (78.8%)	415 (70.2%)	413 (69.9%)

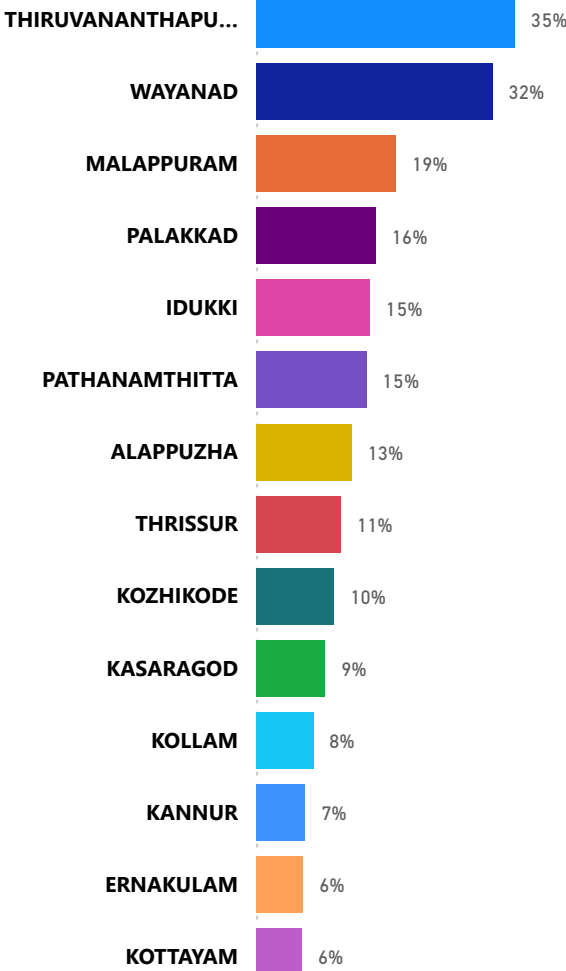
5. Appointment Booking in Hospitals (except Medical Colleges)



5. 1 Online Appointment Booking in Hospitals (except Medical Colleges)



6. eHealth Performance - Reach



Reach indicates the percentage of population availing services through eHealth. The formula used to calculate is (Number of UHID registered / Population) * 100 %.