

1. eHealth Kerala - Vital Statistics

Hospital Type	Live Institutions
Family Health Centre	452
Urban Primary Health Centre	50
Community Health Centre	27
Medical College Hospital	16
General Hospital	12
Taluk Headquarters Hospital	12
Taluk Hospital	11
District Hospital	7
Specialty Hospital - Women Children	6
Primary Health Centre	4
Public Health Laboratory	2
Specialty Hospital	2
District TB Centre	1
Empanelled Diagnostic Centre	1
Government Dispensary	1
Specialty Hospital - Mental Health	1
Specialty Hospital - Pulmonary Medicine	1
Specialty Hospital - Tribal	1
Total	607

2. eHealth - District Ranking Matrix Based on Performance of all Institutions (except Medical Colleges)

The ranking matrix showcase the district performance in providing eHealth services through all institutions (except Medical Colleges) based on six different parameters. These parameters include whether the reception module is started or not, UHID Visits, Doctor Consultation, Pharmacy Prescriptions by doctors, Percentage of lab orders through doctors and number of Live Institutions. Based on the ranking, the districts are classified into three broad categories, the best performing districts, the average performing districts and the low performing districts.

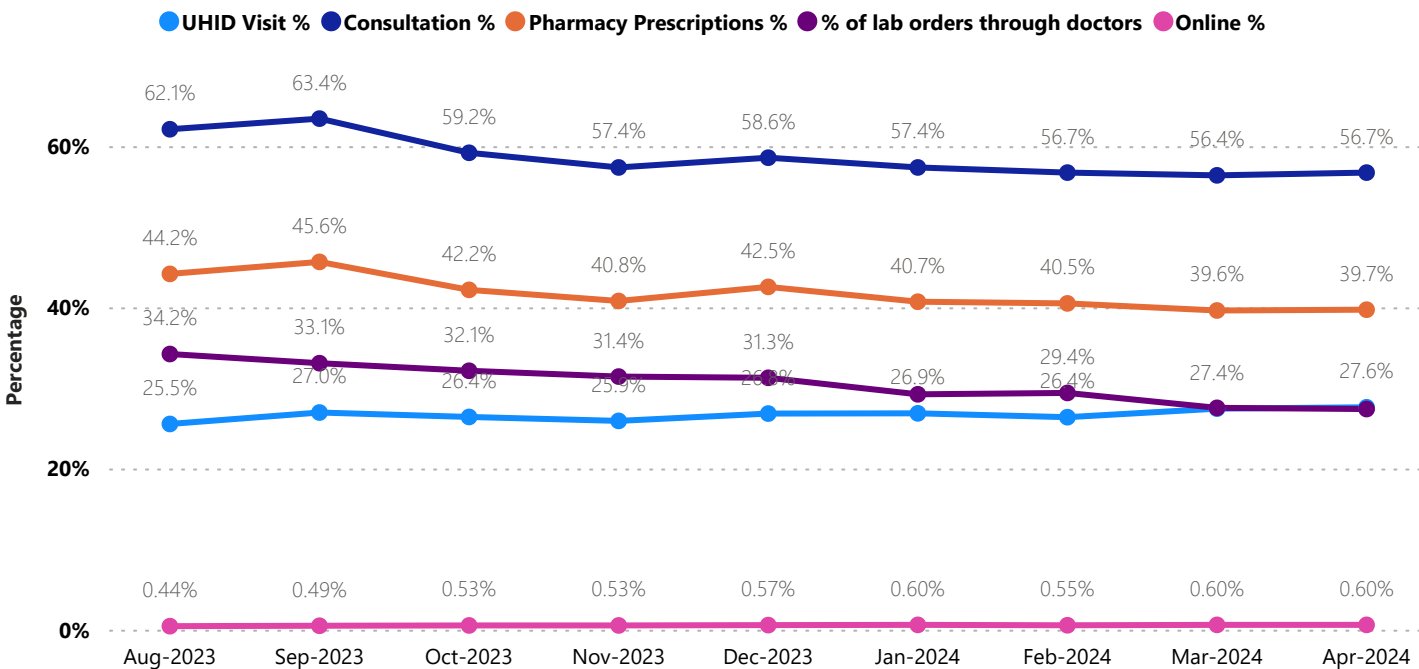
The best performing districts should strive to continue to remain in the same position, whereas the average performing as well as the low performing districts should strive to reach to the 'top four' league.

The ranking matrix for the current month April '24 along with previous two months are as given in the table .

- Best performing
- Average performing
- Low performing

District	February	March	April
WAYANAD	1	1	1
IDUKKI	2	2	2
PALAKKAD	2	2	2
KOLLAM	5	5	3
PATHANAMTHITTA	3	3	4
THIRUVANANTHAPURAM	4	4	4
THRISSUR	4	4	4
KASARAGOD	8	7	5
ALAPPUZHA	6	6	6
KANNUR	7	7	6
KOTTAYAM	6	6	6
KOZHIKODE	5	5	6
MALAPPURAM	4	6	6
ERNAKULAM	9	8	7

3. eHealth - State Performance Trend (except Medical Colleges)



## 3. eHealth - Institution Level Ranking (except Medical Colleges)

Hospital	State Rank
Family Health Centre Alakode	1
Family Health Centre Ambalavayal	1
Family Health Centre Anakudy	1
Family Health Centre Anicadu	1
Family Health Centre Arakulam	1
Family Health Centre Aroor	1
Family Health Centre Arthat	1
Family Health Centre Athanikkal	1
Family Health Centre Chamakkala	1
Family Health Centre Chandanappally	1
Family Health Centre Cheeral	1
Family Health Centre Chenneerkara	1
Family Health Centre Cheruthana	1
Family Health Centre Chethalayam	1
Family Health Centre Chittar	1
Family Health Centre Chokkad	1
Family Health Centre Chorode	1
Family Health Centre Edavaka	1
Family Health Centre Edavilangu	1
Family Health Centre Elamdesom	1
Family Health Centre Engandiyur	1
Family Health Centre Eroor	1
Family Health Centre Ezhamkulam	1
Family Health Centre Ezhukone Pavithreswaram	1
Family Health Centre Kanchiyar	1
Family Health Centre Kandalloor	1
Family Health Centre Karalam	1
Family Health Centre Karimkunnam	1
Family Health Centre Kavassery	1
Family Health Centre Keralassery	1
Family Health Centre Kizhakkencherry	1
Family Health Centre Koipuram	1
Family Health Centre Kottangal	1
Family Health Centre Kottathara	1
Family Health Centre Kottukal	1
Family Health Centre Kudayathur	1
Family Health Centre Kumaramangalam	1
Family Health Centre Kumbadaje	1

Hospital	State Rank
Family Health Centre Alangad	21
Family Health Centre Ayyampilly	21
Family Health Centre Manjalloor	21
Family Health Centre Poonjar	21
Family Health Centre Thuravoor	21
Mental Health Centre Peroorkada	21
Taluk Hospital Palluruthy	21
Family Health Centre Udayamperoor	20
Km Mani Memorial Govt General Hospital Pala	20
Family Health Centre Cheranelloore	19
Family Health Centre Kayanna	19
Family Health Centre Kunnukara	19
Family Health Centre Nooranad	19
Family Health Centre Perumanna	19
Family Health Centre Piravanthoor	19
Family Health Centre Vayalar	19
Family Health Centre Veliyancode	19
General Hospital Kottayam	19
Family Health Centre Karthikappally	18
Family Health Centre Thottackad	18
Family Health Centre Bharanikavu	17
Family Health Centre Neduvathoor	17
Urban Health Centre Mannanthala	16
Family Health Centre Cherukavu	15
Family Health Centre Devikulangara	14
Family Health Centre Kakkad	14
Family Health Centre Koottayi	14
Family Health Centre Thamarakulam	14
Community Health Centre Cherpu	13
Community Health Centre Kanyakulangara	13
District Hospital Mavelikara	13
District Hospital Nedumangad	13
District Hospital Tirur	13
District Model Hospital Peroorkada	13
Family Health Centre Edavanakkad	13
Family Health Centre Gothuruth	13
Family Health Centre Karakurissi	13
Family Health Centre Keezhmad	13

3.1 eHealth Performance - Reception Module

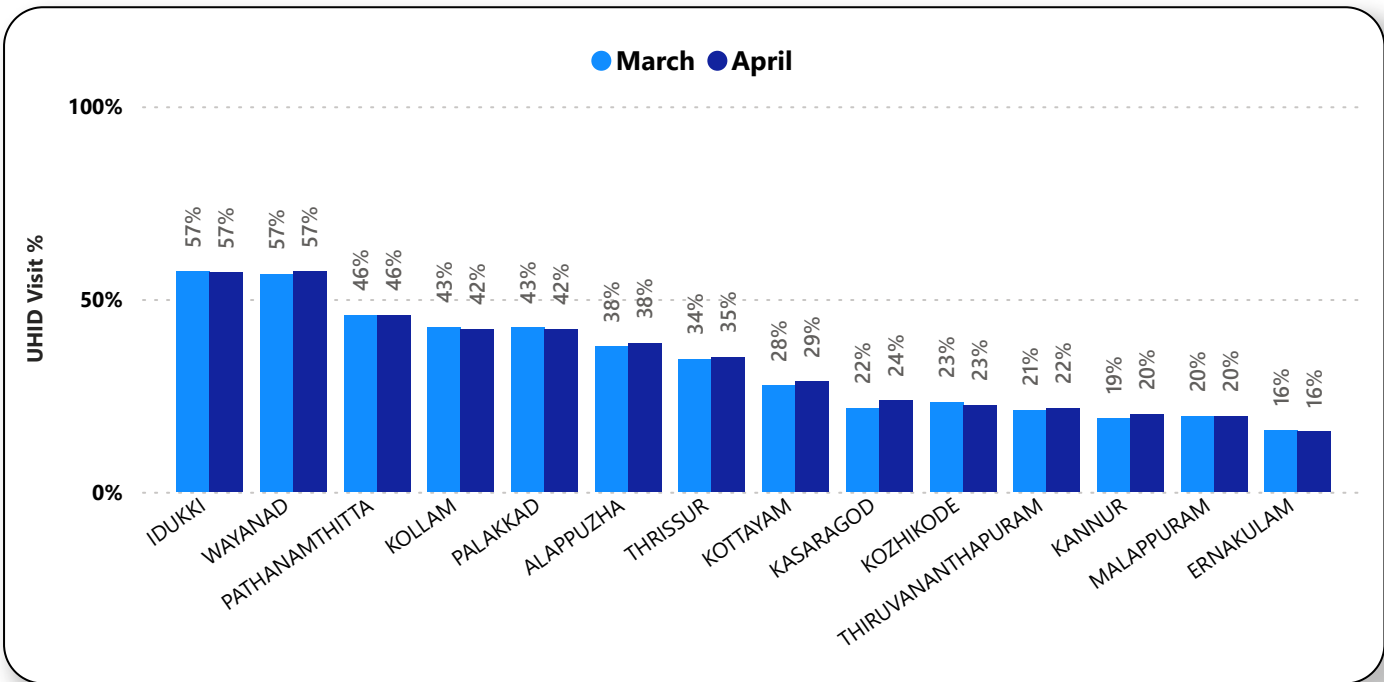
Reception Module is considered to be functional in an institution only if the number of total visits for the month is of minimum 500.

District	Institution Count	Institutions with Reception	% of institutions with Reception
IDUKKI	20	20	100.00%
PATHANAMTHITTA	19	19	100.00%
WAYANAD	17	17	100.00%
THIRUVANANTHAPURAM	100	95	95.00%
KOLLAM	30	28	93.33%
PALAKKAD	44	41	93.18%
KASARAGOD	23	21	91.30%
MALAPPURAM	53	48	90.57%
THRISSUR	69	59	85.51%
KOZHIKODE	55	47	85.45%
ALAPPUZHA	31	24	77.42%
KOTTAYAM	31	24	77.42%
ERNAKULAM	56	43	76.79%
KANNUR	40	29	72.50%



3.2 e-Health Performance - UHID Visits

UHID Visit % is calculated as (UHID Visits / Total Visit ) \*100



Institutions based on UHID Visits

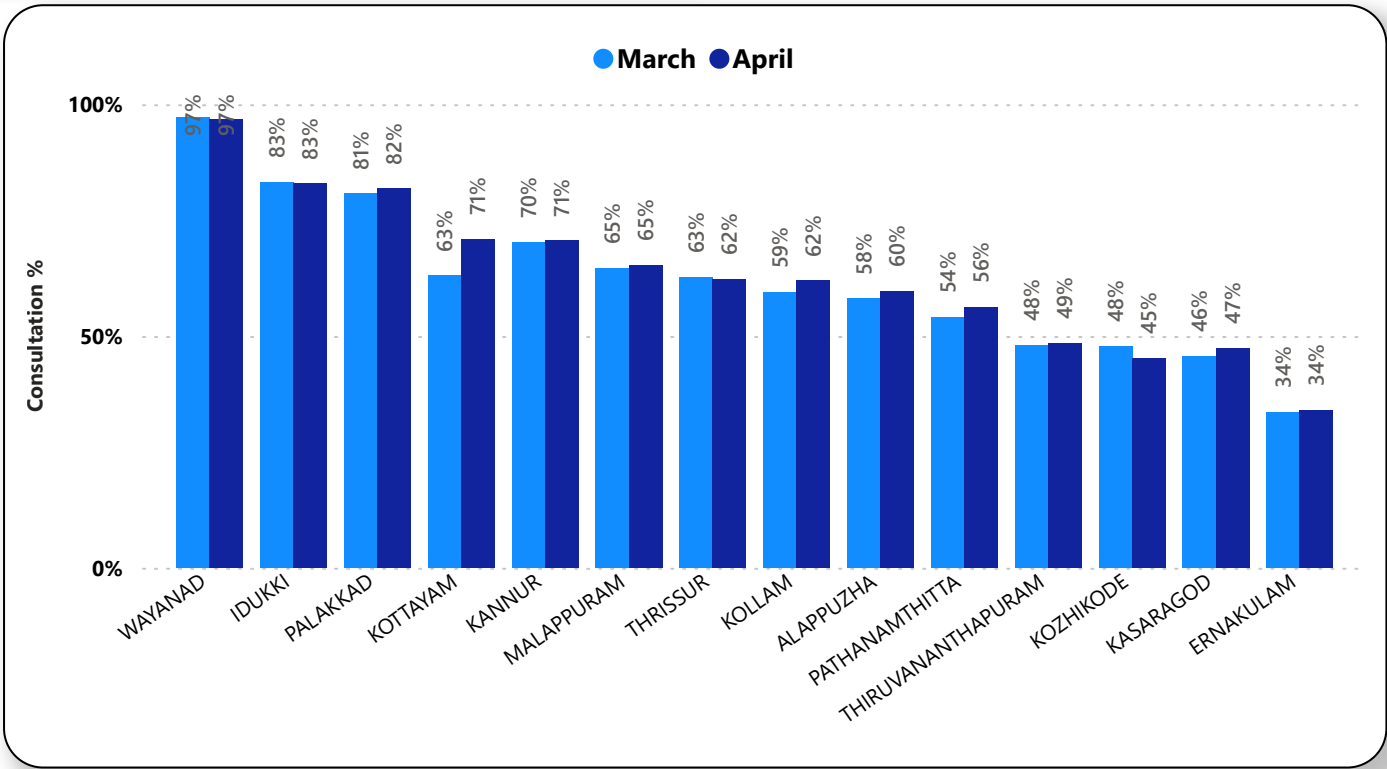
Institutions with atleast 100 UHID visits are listed here.

Hospital	UHID Visit %
Family Health Centre Anakudy	95.29%
Family Health Centre Kavassery	91.43%
Family Health Centre Munambam	89.14%
Family Health Centre Naranammoozhy	88.51%
Family Health Centre Ummannoor	88.10%
Family Health Centre Vettakkal	87.86%
Family Health Centre Thaikkad	87.74%
Family Health Centre Kottangal	87.23%
Family Health Centre Engandiyur	87.15%
Family Health Centre Anicadu	87.11%
Family Health Centre Mannur	86.19%
Family Health Centre Purakkad	85.71%
Family Health Centre Vellavoor	85.41%

Hospital	UHID Visit %
Taluk Head Quarters Hospital Tirurangadi	0.42%
Taluk Head Quarters Hospital Kuthuparamba	0.51%
General Hospital Thrissur	0.66%
Taluk Hospital Nadapuram	0.88%
Taluk Headquarters Hospital Fort Kochi	1.43%
General Hospital Kasaragod	1.77%
Family Health Centre Chaliyam	1.81%
General Hospital Kanjirapally	1.98%
Community Health Centre Perumkadavila	2.15%
District Hospital Nedumangad	2.26%
Family Health Centre Pandikkad	2.94%
Family Health Centre Kakkanad	2.99%

3.3 e-Health Performance - Doctor Consultation

Consultation % is calculated as (Doctor Consultation / OP Visits ) \*100



Doctor Consultation Percentage in all Institutions

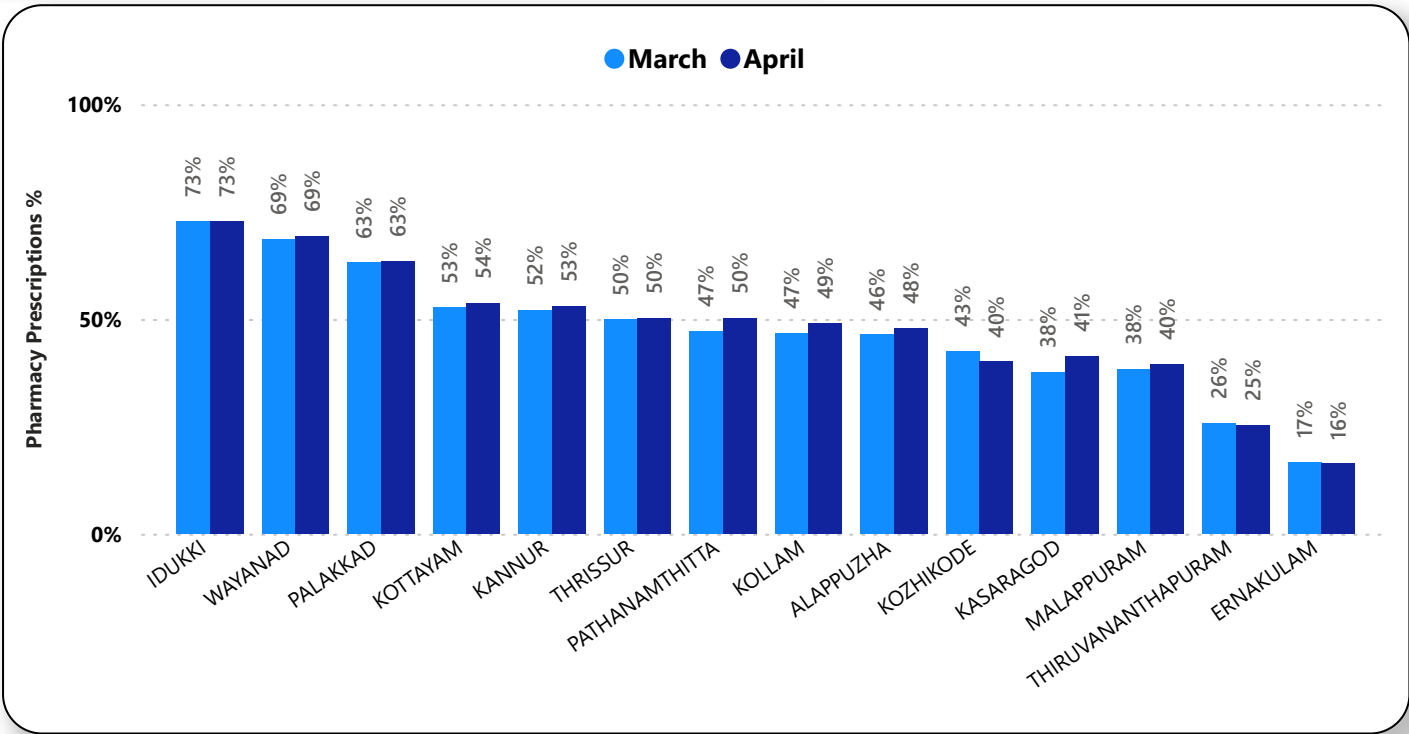
Institutions with atleast 100 UHID visits are listed here.

Hospital	Doctor Consultation %
Family Health Centre Mezhuveli	100.00%
Family Health Centre Kavassery	99.96%
Family Health Centre Vellamunda	99.96%
Family Health Centre Parasuvaikkal Parasala	99.95%
Family Health Centre Moonnilavu	99.94%
Family Health Centre Sreekrishnapuram	99.94%
Family Health Centre Veliyam	99.94%
Family Health Centre Thrikkur	99.90%
Urban Primary Health Centre Anapuzha	99.90%
Family Health Centre Chenkal	99.89%
Family Health Centre Moorkkanad	99.89%

Hospital	Doctor Consultation %
Community Health Centre Cherpu	0.00%
Community Health Centre Kallara	0.00%
Community Health Centre Ulliyeri	0.00%
District Hospital Vadakara	0.00%
Family Health Centre Edavanakkad	0.00%
Family Health Centre Irivallur	0.00%
Family Health Centre Kayakkody	0.00%
Family Health Centre Keezhmad	0.00%
Family Health Centre Kodyiyathur	0.00%
Family Health Centre Kottur	0.00%
Family Health Centre Mangad	0.00%

3.4 e-Health Performance - Pharmacy Usage

Pharmacy % is calculated as (Pharmacy Prescriptions/ Total OP Visits ) \*100



Pharmacy Usage in all Institutions

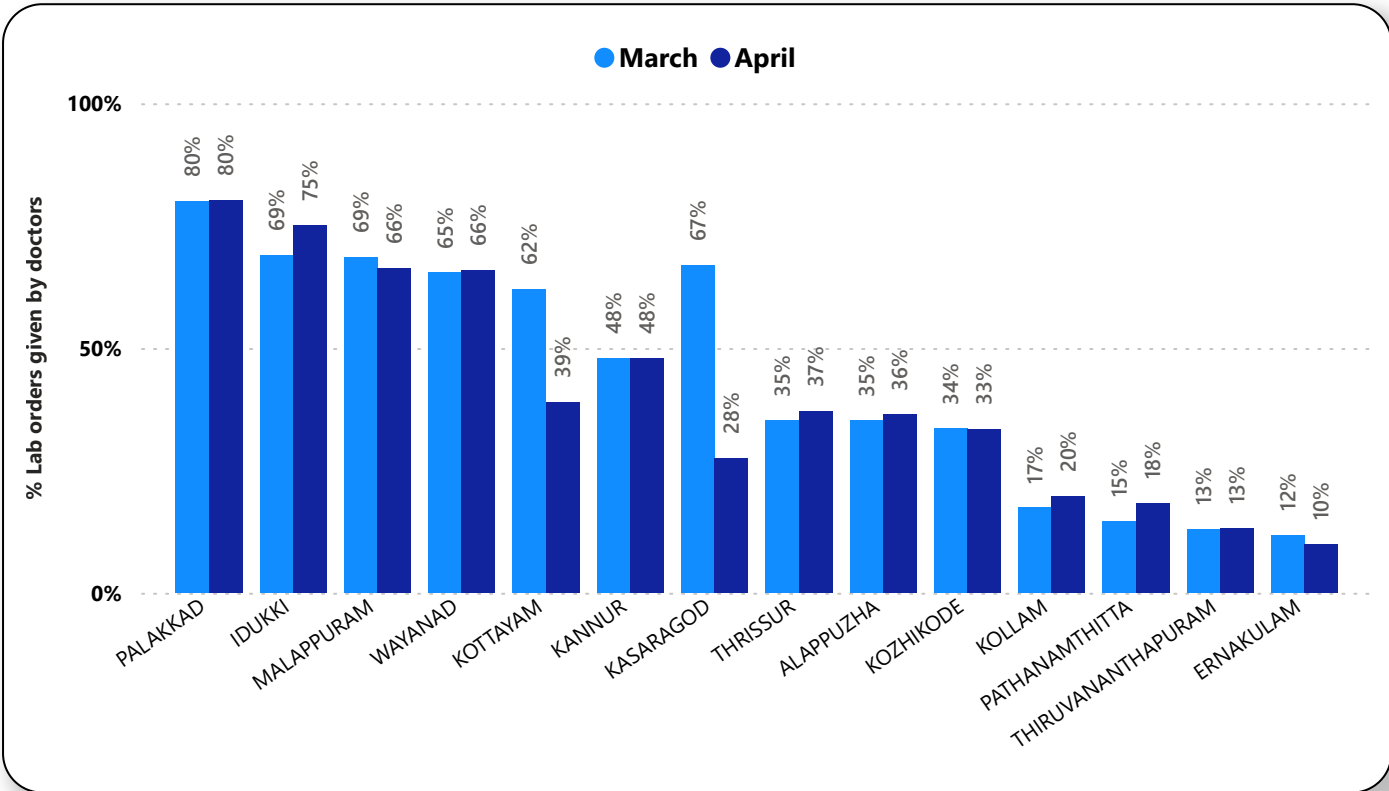
Institutions with atleast 100 UHID visits are listed here.

Hospital	Pharmacy Usage %
Family Health Centre Brahmamangalam	100.00%
Family Health Centre Moonnilavu	100.00%
Family Health Centre Udayanapuram	100.00%
Family Health Centre Vellavoor	100.00%
Urban Health Welness Center Payyampally	100.00%
Urban Primary Health Centre Kulappully	100.00%
Urban Primary Health Centre Perunna	100.00%
Family Health Centre Paippad	99.22%
Family Health Centre Kumbadaje	98.98%
Family Health Centre Mezhuveli	98.15%
Family Health Centre Mulavukad	97.26%
Family Health Centre Vattavada	96.29%

Hospital	Pharmacy Usage %
Community Health Centre Cherpu	0.00%
Community Health Centre Kallara	0.00%
Community Health Centre Ulliyeri	0.00%
District Hospital Vadakara	0.00%
Family Health Centre Thuvvur	0.00%
Family Health Centre Alamkode	0.00%
Family Health Centre Ayalur	0.00%
Family Health Centre Chittattukara	0.00%
Family Health Centre Edavanakkad	0.00%
Family Health Centre Irivallur	0.00%
Family Health Centre Kayakkody	0.00%
Family Health Centre Keezhmad	0.00%

3.5 e-Health Performance - Lab Usage

Lab % is calculated as (Lab orders given by doctors / Total Lab Orders ) \*100



Lab Usage in all Institutions

Institutions with atleast 100 UHID visits are listed here.

Hospital	Lab Usage %
Coastal Speciality Hospital Valiyathura	100.00%
Community Health Centre Palode	100.00%
District Hospital Aluva	100.00%
Family Health Centre Arattupuzha	100.00%
Family Health Centre Ayalur	100.00%
Family Health Centre Chalavara	100.00%
Family Health Centre Cherunniyoor	100.00%
Family Health Centre Cheruvattoor	100.00%
Family Health Centre Chettikulangara	100.00%
Family Health Centre Edappally	100.00%
Family Health Centre Kallada East	100.00%
Family Health Centre Kalladikode	100.00%

Hospital	Lab Usage %
Community Health Centre Cherpu	0.00%
Community Health Centre Iranimuttom	0.00%
Community Health Centre Kallara	0.00%
Community Health Centre Poovar	0.00%
Community Health Centre Vilappil	0.00%
Family Health Centre Karode	0.00%
Family Health Centre Keezhattingal	0.00%
Family Health Centre Kodyathur	0.00%
Family Health Centre Maruthonkara	0.00%
Family Health Centre Pamboor	0.00%
Family Health Centre Pandikkad	0.00%
Family Health Centre Porkulam	0.00%

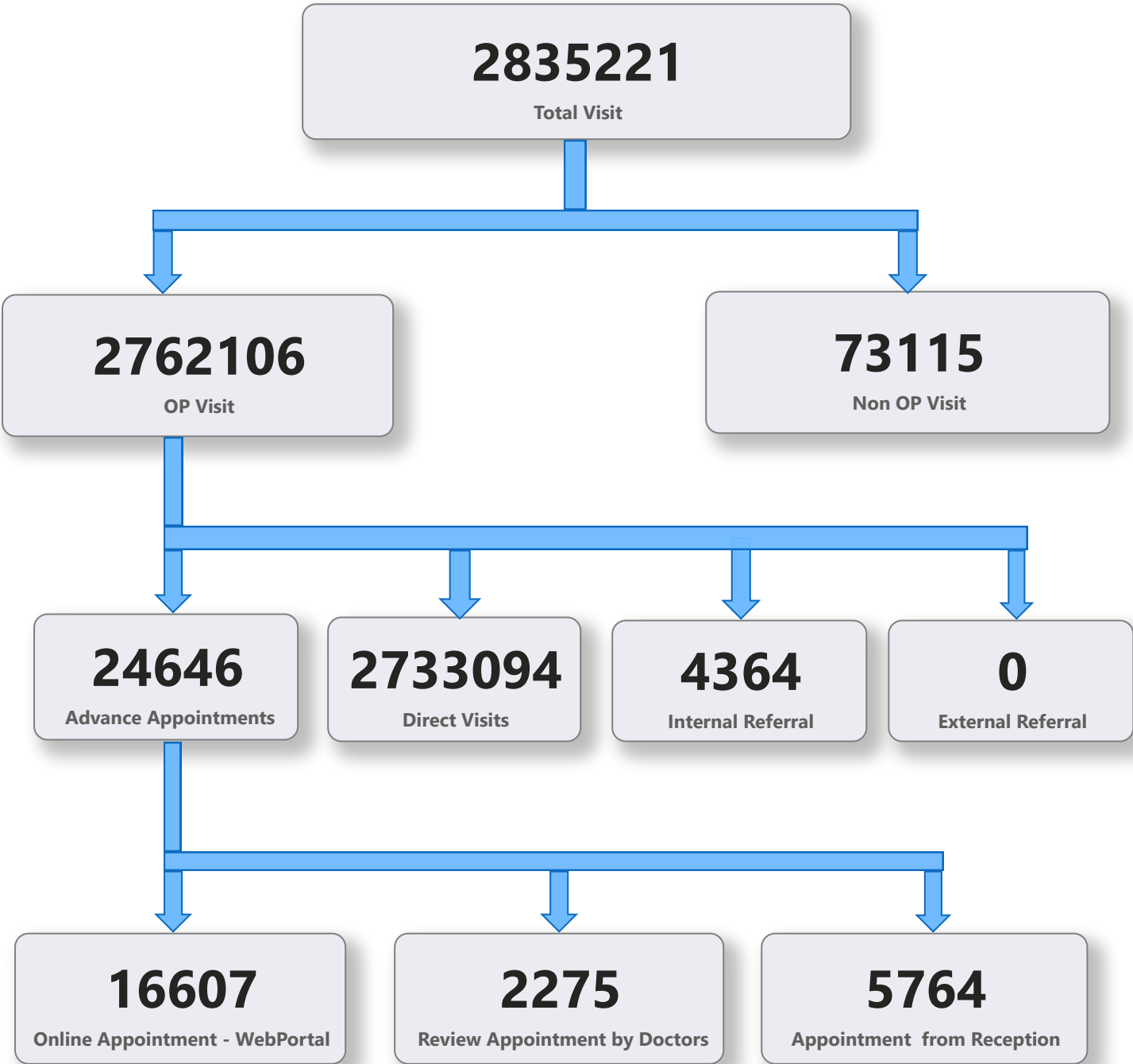
4. Status of Modules Usage in Hospitals

District wise status of live institutions and the count of various modules [Reception, OP Consultation, Lab, Pharmacy] started / functional.

District Name	Live Institutions	Reception	Consultation	Lab	Pharmacy
THIRUVANANTHAPURAM	106	100 (94.3%)	92 (86.8%)	81 (76.4%)	74 (69.8%)
THRISSUR	70	60 (85.7%)	58 (82.9%)	54 (77.1%)	54 (77.1%)
ERNAKULAM	57	44 (77.2%)	31 (54.4%)	22 (38.6%)	17 (29.8%)
KOZHIKODE	57	49 (86.%)	36 (63.2%)	36 (63.2%)	34 (59.6%)
MALAPPURAM	55	49 (89.1%)	46 (83.6%)	40 (72.7%)	37 (67.3%)
PALAKKAD	45	42 (93.3%)	37 (82.2%)	33 (73.3%)	31 (68.9%)
KANNUR	41	30 (73.2%)	28 (68.3%)	25 (61.%)	24 (58.5%)
ALAPPUZHA	32	25 (78.1%)	23 (71.9%)	20 (62.5%)	21 (65.6%)
KOTTAYAM	32	25 (78.1%)	25 (78.1%)	21 (65.6%)	25 (78.1%)
KOLLAM	31	29 (93.5%)	29 (93.5%)	27 (87.1%)	28 (90.3%)
KASARAGOD	23	21 (91.3%)	19 (82.6%)	16 (69.6%)	18 (78.3%)
IDUKKI	20	20 (100.%)	19 (95.%)	18 (90.%)	19 (95.%)
PATHANAMTHITTA	20	20 (100.%)	18 (90.%)	16 (80.%)	17 (85.%)
WAYANAD	18	18 (100.%)	17 (94.4%)	16 (88.9%)	17 (94.4%)
Total	607	532 (87.6%)	478 (78.7%)	425 (70.%)	416 (68.5%)

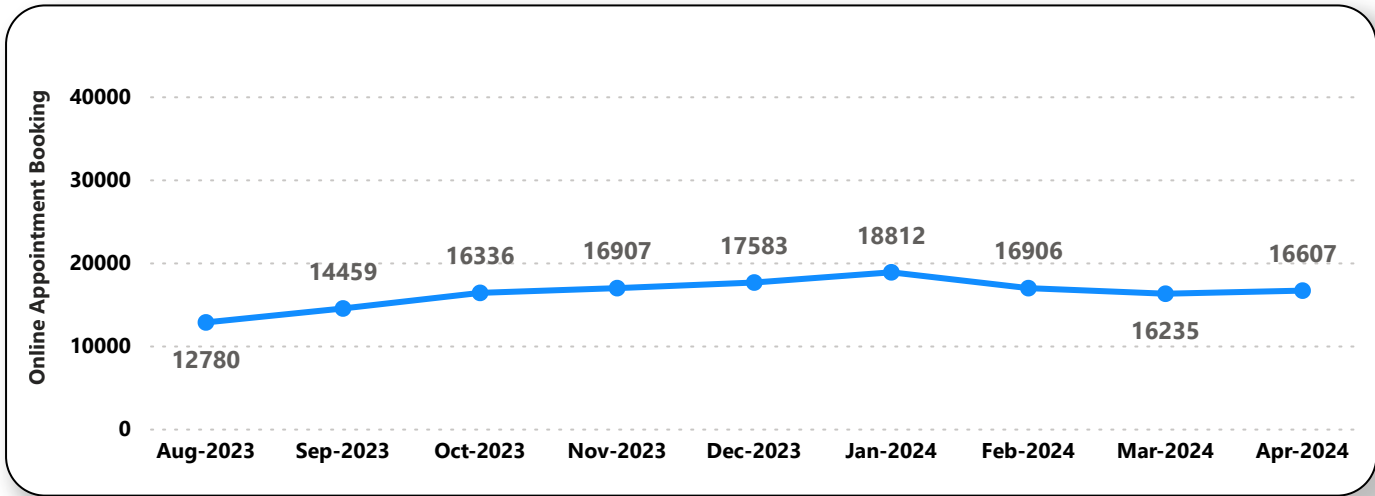
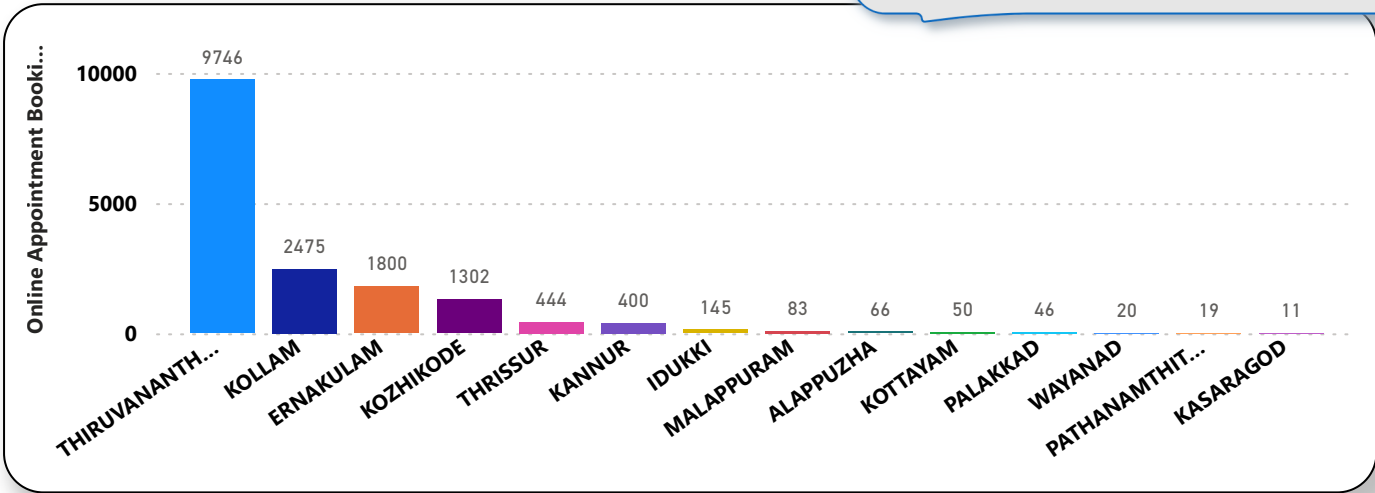


5. Appointment Booking in Hospitals (except Medical Colleges)

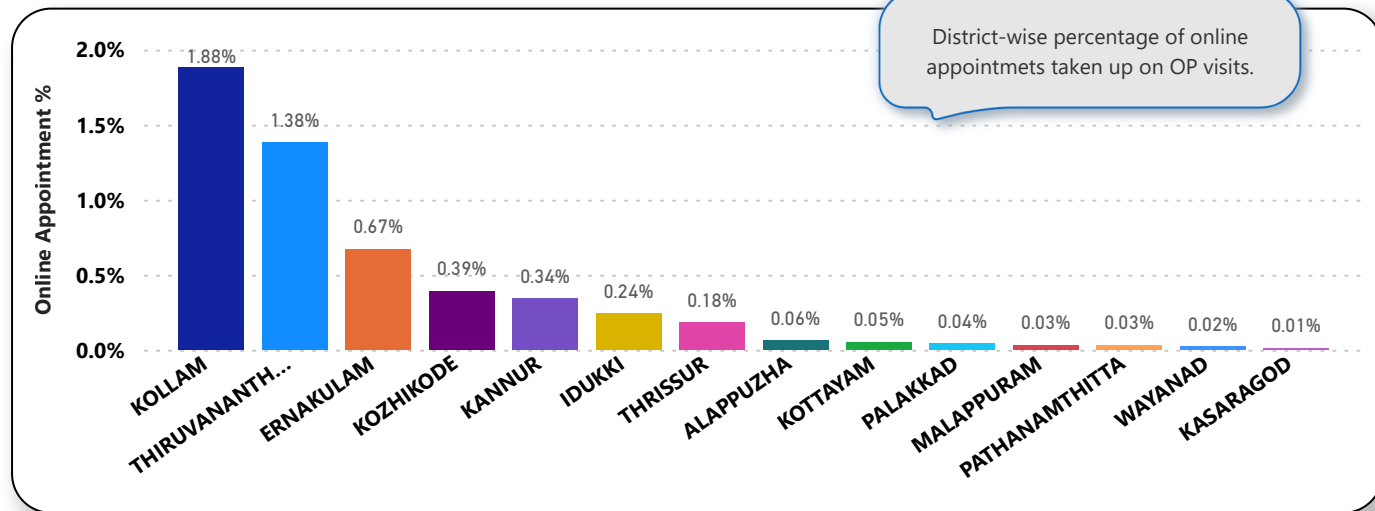


5. 1 Online Appointment Booking in Hospitals (except Medical Colleges)

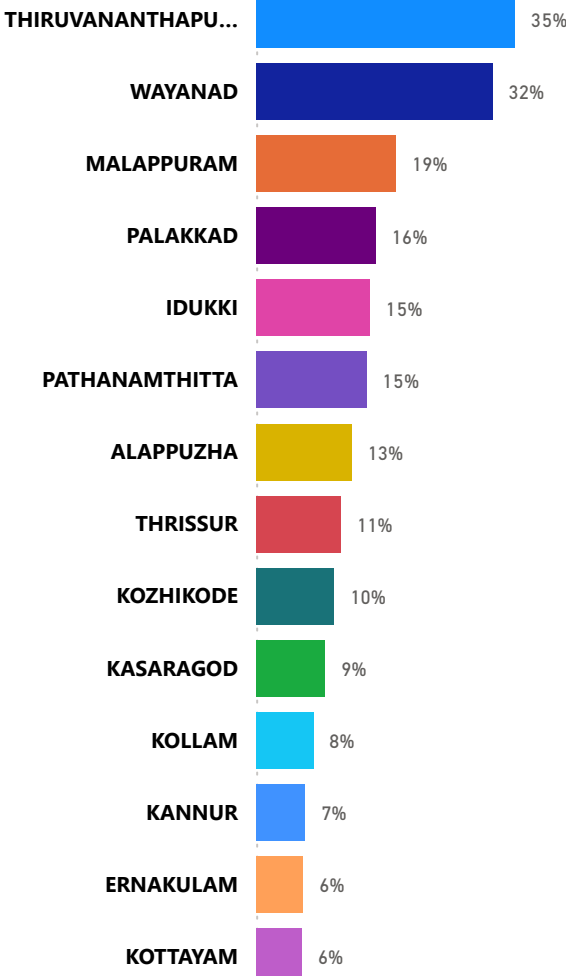
District-wise count of online appointments taken.



District-wise percentage of online appointments taken up on OP visits.



6. eHealth Performance - Reach



Reach indicates the percentage of population availing services through eHealth. The formula used to calculate is (Number of UHID registered / Population) \* 100 %.