

1. eHealth Kerala - Vital Statistics

Hospital Type	Live Institutions
Family Health Centre	53
Urban Primary Health Centre	8
Community Health Centre	3
Taluk Headquarters Hospital	3
District Hospital	1
General Hospital	1
Medical College Hospital	1
Specialty Hospital	1
Specialty Hospital - Women Children	1
Taluk Hospital	1
Total	73

2. eHealth - District Ranking Matrix Based on Performance of all Institutions (except Medical Colleges)

The ranking matrix showcases the performance of districts in providing eHealth services through all institutions (excluding Medical Colleges) based on six different parameters.

These parameters include:

1.

Number of institutions where the reception module has started.
2.

Percentage of UHID Visits.
3.

Percentage of Doctor Consultations.
4.

Percentage of Pharmacy Prescriptions by doctors.
5.

Percentage of lab orders through doctors.
6.

Number of Live Institutions.

Weightage is assigned to the percentages calculated in intervals of 10. The rank is determined based on the sum of these weightages.

The top-performing districts should aim to maintain their positions, while the average and low-performing districts should strive to reach the 'top four' league.

The ranking matrix for the current month, August 2024, along with the previous two months, is provided in the table below.

District	June	July	August
WAYANAD	1	1	1
PALAKKAD	1	3	2
IDUKKI	2	2	3
ALAPPUZHA	3	5	4
MALAPPURAM	3	4	4
THRISSUR	3	4	4
KANNUR	3	4	5
KOLLAM	4	6	6
KOTTAYAM	6	6	6
PATHANAMTHITTA	5	7	7
KOZHIKODE	6	8	8
THIRUVANANTHAPURAM	8	9	9
KASARAGOD	7	10	10
ERNAKULAM	9	11	11

- Best performing
- Average performing
- Low performing

3. eHealth - Institution Level Ranking (except Medical Colleges)

Hospital	Rank
FHC KADAVOOR	1
FAMILY HEALTH CENTRE EROOR	2
FAMILY HEALTH CENTRE MUNAMBAM	3
FAMILY HEALTH CENTRE CHERUVATTOOR	4
FAMILY HEALTH CENTRE PALAKUZHA	4
FAMILY HEALTH CENTRE PARAKADAVU	4
FAMILY HEALTH CENTRE AYYAMPUZHA	5
FAMILY HEALTH CENTRE AVOLY	6
URBAN PRIMARY HEALTH CENTRE KADAVANTHRA	6
FAMILY HEALTH CENTRE MULAVUKAD	7
URBAN PRIMARY HEALTH CENTRE Tripunithura	7
FAMILY HEALTH CENTRE KEEZHMAID	8
FAMILY HEALTH CENTRE ELANJI	9
FAMILY HEALTH CENTRE MUDAKUZHA	9
URBAN PRIMARY HEALTH CENTRE MANGATTUMUKKU	9
FAMILY HEALTH CENTRE KAKKANAD	10
FAMILY HEALTH CENTRE OKKAL	10
FAMILY HEALTH CENTRE VAZHAKULAM	11
COMMUNITY HEALTH CENTRE RAMAMANGALAM	12
FAMILY HEALTH CENTRE CHOWARA	12
FAMILY HEALTH CENTRE MANEED	12
FAMILY HEALTH CENTRE THURAVOOR	12
FAMILY HEALTH CENTRE KUMARAPURAM	13
FAMILY HEALTH CENTRE PUNNEKKAD	13
FAMILY HEALTH CENTRE THIRUMARADY	13
FAMILY HEALTH CENTRE KODANADU	14
FAMILY HEALTH CENTRE POTHANICAD	14
FAMILY HEALTH CENTRE MANJALLOOR	15
FAMILY HEALTH CENTRE KARUMALLOR	16
FAMILY HEALTH CENTRE PAIPRA	16
FAMILY HEALTH CENTRE KOONAMMAVU	17
TALUK HEADQUARTERS HOSPITAL KOTHAMANGALAM	17
URBAN PRIMARY HEALTH CENTRE THRIKKAKARA	17
FAMILY HEALTH CENTRE UDAYAMPEROOR	18

Hospital	Rank
COMMUNITY HEALTH CENTRE CHENGAMANAD	32
FAMILY HEALTH CENTRE ALANGAD	32
FAMILY HEALTH CENTRE EDATHALA	32
FAMILY HEALTH CENTRE MALAYATTOR	32
FAMILY HEALTH CENTRE VALAKOM	32
URBAN PRIMARY HEALTH CENTRE THAMMANAM	32
FAMILY HEALTH CENTRE PINDIMANA	31
FAMILY HEALTH CENTRE CHELLANAM	30
FAMILY HEALTH CENTRE CHERANELLOORE	30
FAMILY HEALTH CENTRE NAYARAMBALM	30
FAMILY HEALTH CENTRE GOTHURUTH	29
FAMILY HEALTH CENTRE KUTTAMPUZHA	29
FAMILY HEALTH CENTRE THIRUVANKULAM	29
FHC PANANGAD	29
TALUK HOSPITAL PALLURUTHY	29
URBAN PRIMARY HEALTH CENTRE EDAKOCHI	29
WOMEN AND CHILDREN HOSPITAL MATTANCHERRY	29
COMMUNITY HEALTH CENTRE POOTHOTTA	28
FAMILY HEALTH CENTER ELOOR	28
FAMILY HEALTH CENTRE BINANIPURAM	28
FAMILY HEALTH CENTRE EDAPPALLY	28
FAMILY HEALTH CENTRE EDAVANAKKAD	28
GENERAL HOSPITAL ERNAKULAM	27
URBAN PRIMARY HEALTH CENTRE KALAMASSERY	27
FAMILY HEALTH CENTRE THIRUVANIYOOR	26
FAMILY HEALTH CENTRE CHITTATTUKARA	25
FAMILY HEALTH CENTRE MAZHUVANNOOR	25
FAMILY HEALTH CENTRE KUNNUKARA	24
FAMILY HEALTH CENTRE NERIYAMANGALAM	23
FAMILY HEALTH CENTRE KOTTAPPADY	22
FAMILY HEALTH CENTRE RAYAMANGALAM	21
DISTRICT HOSPITAL ALUVA	20
TALUK HEADQUARTERS HOSPITAL FORT KOCHI	20
FAMILY HEALTH CENTRE AYYAMPILLY	19
FAMILY HEALTH CENTRE MANJAPRA	19
FAMILY HEALTH CENTRE UDAYAMPEROOR	18

3.1 eHealth Performance - Reception Module

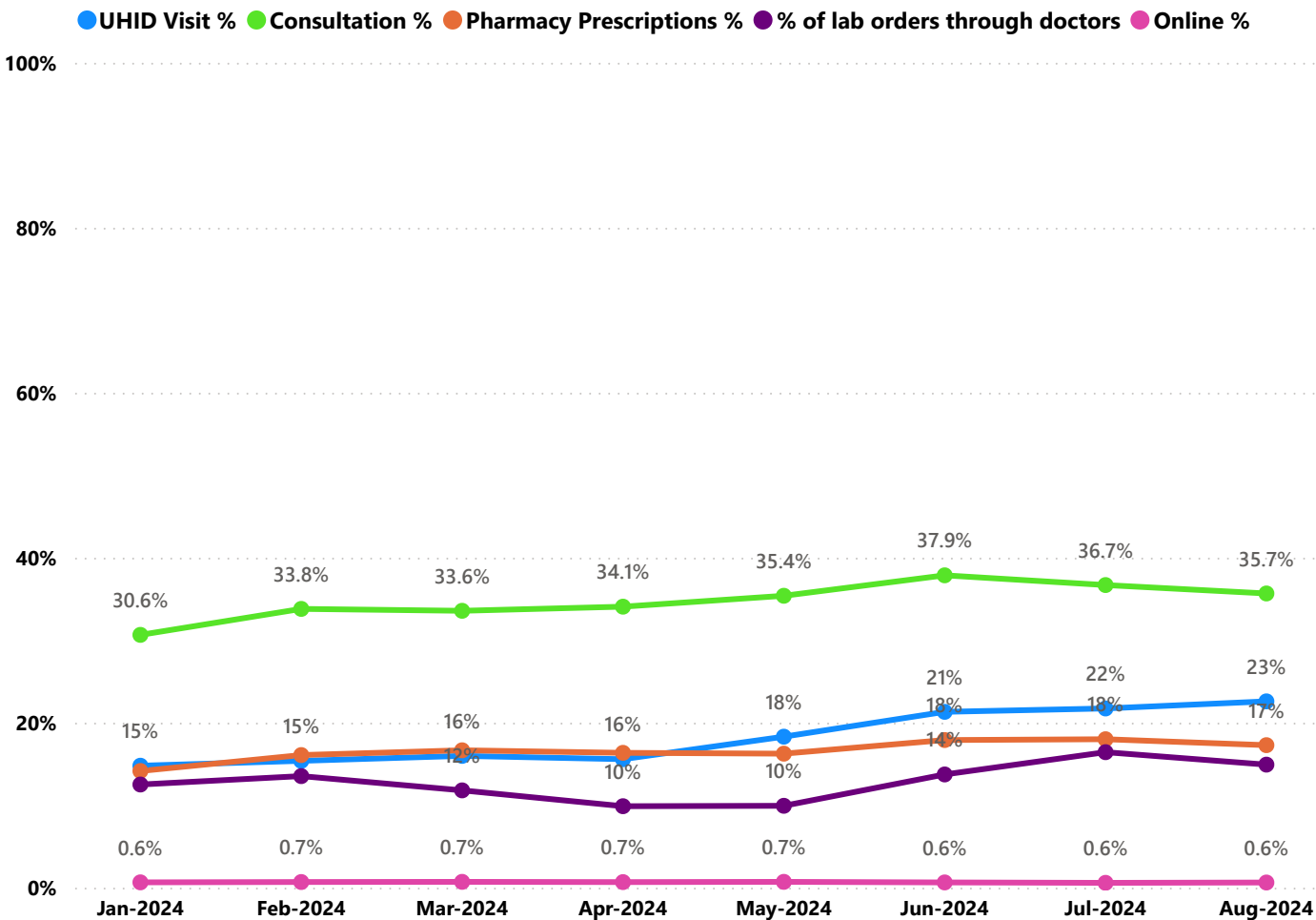
Reception Module is considered to be functional in an institution only if the number of total visits for the month is of minimum 500.

District	Institution Count	Institutions with Reception	% of institutions with Reception
IDUKKI	20	20	100.00%
KOLLAM	30	30	100.00%
KOTTAYAM	31	31	100.00%
PATHANAMTHITTA	19	19	100.00%
MALAPPURAM	53	52	98.11%
KANNUR	42	41	97.62%
THRISSUR	69	67	97.10%
KASARAGOD	23	22	95.65%
PALAKKAD	44	42	95.45%
WAYANAD	18	17	94.44%
ALAPPUZHA	31	29	93.55%
THIRUVANANTHAPURAM	100	93	93.00%
KOZHIKODE	56	52	92.86%
ERNAKULAM	72	61	84.72%

Hospital Name
URBAN PRIMARY HEALTH CENTRE THAMMANAM
FAMILY HEALTH CENTRE VALAKOM
FAMILY HEALTH CENTRE PINDIMANA
FAMILY HEALTH CENTRE NAYARAMBALM
FAMILY HEALTH CENTRE MALAYATTOR
FAMILY HEALTH CENTRE EDATHALA
FAMILY HEALTH CENTRE CHERANELLOORE
FAMILY HEALTH CENTRE CHELLANAM
FAMILY HEALTH CENTRE ALANGAD
COMMUNITY HEALTH CENTRE CHENGAMANAD

Institutions where the reception module is either not started or not using

3.2 e-Health Performance Trend



- UHID Visit % is calculated as $(UHID\ Visits / Total\ Visit) * 100$
- Consultation % is calculated as $(Doctor\ Consultation / OP\ Visits) * 100$
- Pharmacy % is calculated as $(Pharmacy\ Prescriptions / Total\ OP\ Visits) * 100$
- Lab % is calculated as $(Lab\ orders\ given\ by\ doctors / Total\ Lab\ Orders) * 100$
- Online % is calculated as $(Online\ appointments\ via\ web\ portal / Total\ OP\ Visits) * 100$

3.3 e-Health Performance Indicators

Hospital	UHID Visit %	Consultation %	Pharmacy Prescriptions %	% of Lab Orders given by Doctors
FHC KADAVOOR	68.15%	94.24%	92.18%	96.23%
FAMILY HEALTH CENTRE EROOR	61.04%	99.33%	87.63%	80.45%
FAMILY HEALTH CENTRE MUNAMBAM	80.82%	89.96%	84.60%	62.93%
FAMILY HEALTH CENTRE CHERUVATTOOR	32.38%	99.53%	86.54%	100.00%
FAMILY HEALTH CENTRE PALAKUZHA	68.92%	92.62%	85.67%	62.99%
FAMILY HEALTH CENTRE PARAKADAVU	53.24%	91.02%	85.11%	74.17%
FAMILY HEALTH CENTRE AYYAMPUZHA	15.54%	96.74%	93.38%	80.26%
FAMILY HEALTH CENTRE AVOLY	67.58%	93.23%	2.79%	100.00%
URBAN PRIMARY HEALTH CENTRE KADAVANTHRA	45.87%	69.23%	56.48%	100.00%
FAMILY HEALTH CENTRE MULAVUKAD	18.66%	99.58%	96.54%	48.61%
URBAN PRIMARY HEALTH CENTRE Tripunithura	20.06%	82.55%	48.59%	100.00%
FAMILY HEALTH CENTRE KEEZHMAAD	31.27%	87.42%	20.84%	100.00%
FAMILY HEALTH CENTRE ELANJI	50.35%	74.31%	0.31%	100.00%
FAMILY HEALTH CENTRE MUDAKUZHA	26.84%	71.16%	38.54%	100.00%
URBAN PRIMARY HEALTH CENTRE MANGATTUMUKKU	13.59%	72.97%	46.03%	100.00%
FAMILY HEALTH CENTRE KAKKANAD	8.03%	95.20%	78.11%	45.59%
FAMILY HEALTH CENTRE OKKAL	5.85%	99.66%	24.44%	100.00%
FAMILY HEALTH CENTRE VAZHAKULAM	19.81%	52.32%	44.17%	100.00%
COMMUNITY HEALTH CENTRE RAMAMANGALAM	22.15%	40.25%	28.54%	100.00%
FAMILY HEALTH CENTRE CHOWARA	1.42%	89.02%	0.00%	100.00%
FAMILY HEALTH CENTRE MANEED	54.18%	66.67%	50.42%	17.82%
FAMILY HEALTH CENTRE THURAVOOR	40.42%	49.33%	0.13%	100.00%
FAMILY HEALTH CENTRE KUMARAPURAM	11.27%	69.62%	0.74%	100.00%
FAMILY HEALTH CENTRE PUNNEKKAD	54.12%	70.69%	48.93%	6.30%
FAMILY HEALTH CENTRE THIRUMARADY	49.11%	96.41%	33.46%	0.00%
FAMILY HEALTH CENTRE KODANADU	7.36%	65.50%	6.32%	100.00%
FAMILY HEALTH CENTRE POTHANICAD	6.71%	68.67%	0.80%	100.00%
FAMILY HEALTH CENTRE MANJALLOOR	19.79%	92.79%	0.46%	46.97%
FAMILY HEALTH CENTRE KARUMALLOR	6.16%	75.11%	65.93%	5.44%
FAMILY HEALTH CENTRE PAIPRA	11.27%	23.71%	19.19%	100.00%
FAMILY HEALTH CENTRE KOONAMMAVU	8.12%	39.29%	0.05%	100.00%
TALUK HEADQUARTERS HOSPITAL KOTHAMANGALAM	40.05%	72.07%	7.77%	19.18%
URBAN PRIMARY HEALTH CENTRE THRIKKAKARA	10.81%	15.76%	11.96%	100.00%
FAMILY HEALTH CENTRE UDAYAMPEROOR	38.89%	57.16%	36.82%	0.00%
TALUK HEADQUARTERS HOSPITAL THRIPIUNITHURA	11.12%	15.35%	7.86%	100.00%
URBAN PRIMARY HEALTH CENTRE MOOLAMKUZHY	26.40%	5.32%	4.15%	100.00%
FAMILY HEALTH CENTRE AYYAMPILLY	40.40%	32.56%	31.04%	0.00%

3.3 e-Health Performance Indicators

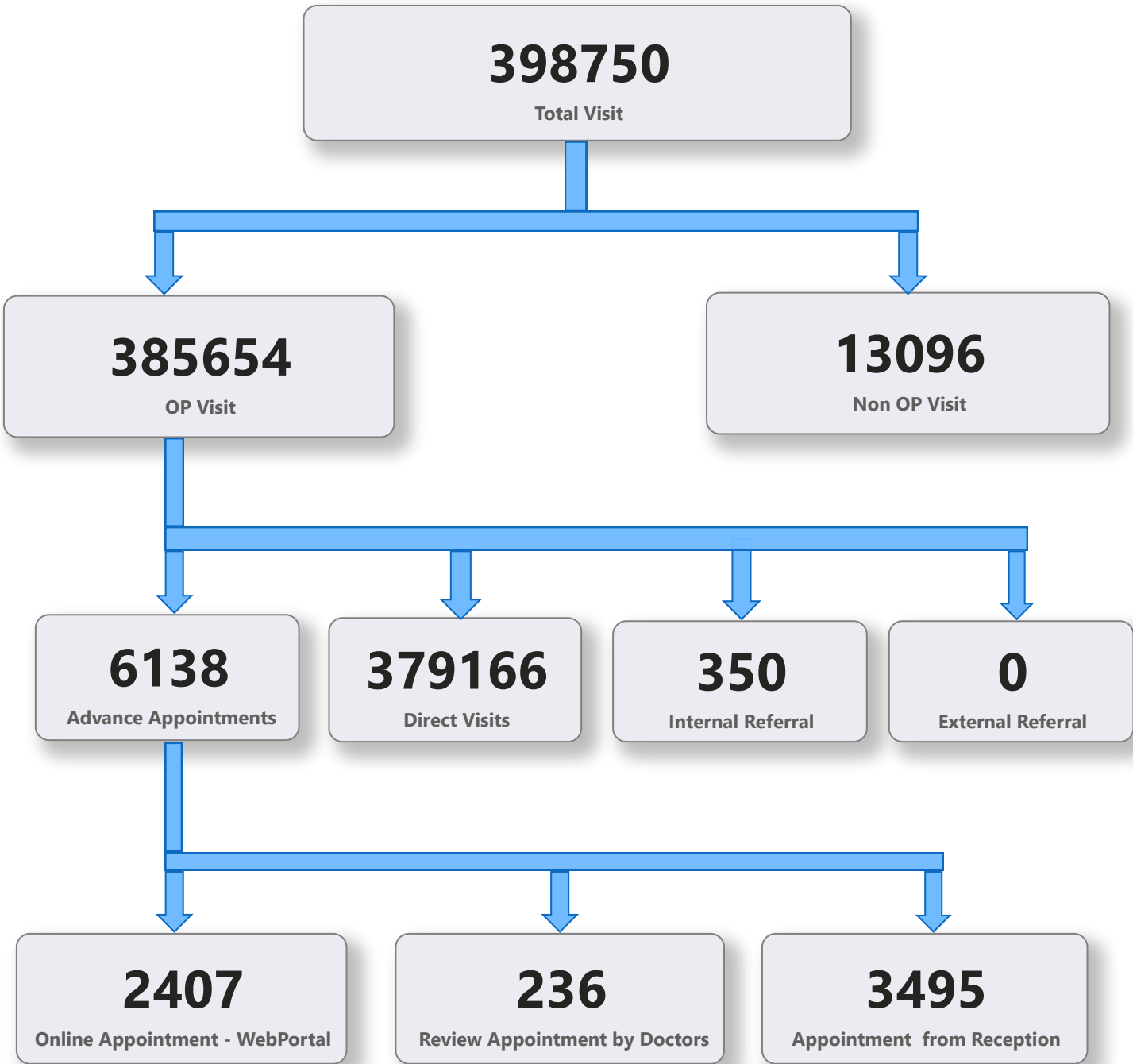
Hospital	UHID Visit %	Consultation %	Pharmacy Prescriptions %	% of Lab Orders given by Doctors
URBAN PRIMARY HEALTH CENTRE THAMMANAM	0.00%	0.00%	0.00%	0.00%
FAMILY HEALTH CENTRE VALAKOM	0.00%	0.00%	0.00%	0.00%
FAMILY HEALTH CENTRE MALAYATTOR	0.00%	0.00%	0.00%	0.00%
FAMILY HEALTH CENTRE EDATHALA	0.00%	0.00%	0.00%	0.00%
FAMILY HEALTH CENTRE ALANGAD	0.00%	0.00%	0.00%	0.00%
COMMUNITY HEALTH CENTRE CHENGAMANAD	0.00%	0.00%	0.00%	0.00%
FAMILY HEALTH CENTRE PINDIMANA	14.29%	0.00%	0.00%	0.00%
FAMILY HEALTH CENTRE NAYARAMBALM	100.00%	0.00%	0.00%	0.00%
FAMILY HEALTH CENTRE CHERANELLOORE	100.00%	0.00%	0.00%	0.00%
FAMILY HEALTH CENTRE CHELLANAM	100.00%	0.00%	0.00%	0.00%
WOMEN AND CHILDREN HOSPITAL MATTANCHERRY	0.37%	0.00%	0.00%	0.00%
URBAN PRIMARY HEALTH CENTRE EDAKOCHI	5.53%	0.00%	0.00%	0.00%
TALUK HOSPITAL PALLURUTHY	2.53%	0.00%	0.00%	0.00%
FHC PANANGAD	5.13%	0.00%	0.00%	0.00%
FAMILY HEALTH CENTRE THIRUVANKULAM	9.23%	0.00%	0.00%	0.00%
FAMILY HEALTH CENTRE KUTTAMPUZHA	1.13%	0.00%	0.00%	0.00%
FAMILY HEALTH CENTRE GOTHURUTH	5.64%	0.00%	0.00%	0.00%
FAMILY HEALTH CENTRE EDAVANAKKAD	16.28%	0.00%	0.00%	0.00%
FAMILY HEALTH CENTRE EDAPPALLY	10.19%	5.42%	2.45%	7.62%
FAMILY HEALTH CENTRE BINANIPURAM	11.38%	0.00%	0.00%	0.00%
FAMILY HEALTH CENTER ELOOR	15.81%	0.00%	0.00%	0.00%
COMMUNITY HEALTH CENTRE POOTHOTTA	12.14%	0.00%	0.00%	0.00%
URBAN PRIMARY HEALTH CENTRE KALAMASSERY	28.20%	0.42%	0.42%	0.00%
GENERAL HOSPITAL ERNAKULAM	22.63%	5.49%	1.11%	2.29%
FAMILY HEALTH CENTRE THIRUVANIYOOR	18.65%	23.47%	0.00%	0.00%
FAMILY HEALTH CENTRE MAZHUVANNOOR	24.88%	25.78%	0.03%	0.00%
FAMILY HEALTH CENTRE CHITTATTUKARA	26.27%	21.09%	0.00%	0.00%
FAMILY HEALTH CENTRE KUNNUKARA	57.90%	4.37%	4.37%	0.00%
FAMILY HEALTH CENTRE NERIYAMANGALAM	41.41%	29.87%	6.68%	5.65%
FAMILY HEALTH CENTRE KOTTAPPADY	28.08%	27.47%	22.10%	17.48%
FAMILY HEALTH CENTRE RAYAMANGALAM	11.88%	29.00%	0.83%	58.90%
TALUK HEADQUARTERS HOSPITAL FORT KOCHI	3.46%	8.01%	7.46%	100.00%
DISTRICT HOSPITAL ALUVA	8.57%	4.00%	2.69%	100.00%
FAMILY HEALTH CENTRE MANJAPRA	7.90%	14.74%	5.12%	92.47%
FAMILY HEALTH CENTRE AYYAMPILLY	40.40%	32.56%	31.04%	0.00%
URBAN PRIMARY HEALTH CENTRE MOOLAMKUZHY	26.40%	5.32%	4.15%	100.00%
TALUK HEADQUARTERS HOSPITAL THIRPUNITHURA	11.12%	15.35%	7.86%	100.00%

4. Status of Modules Usage in Hospitals

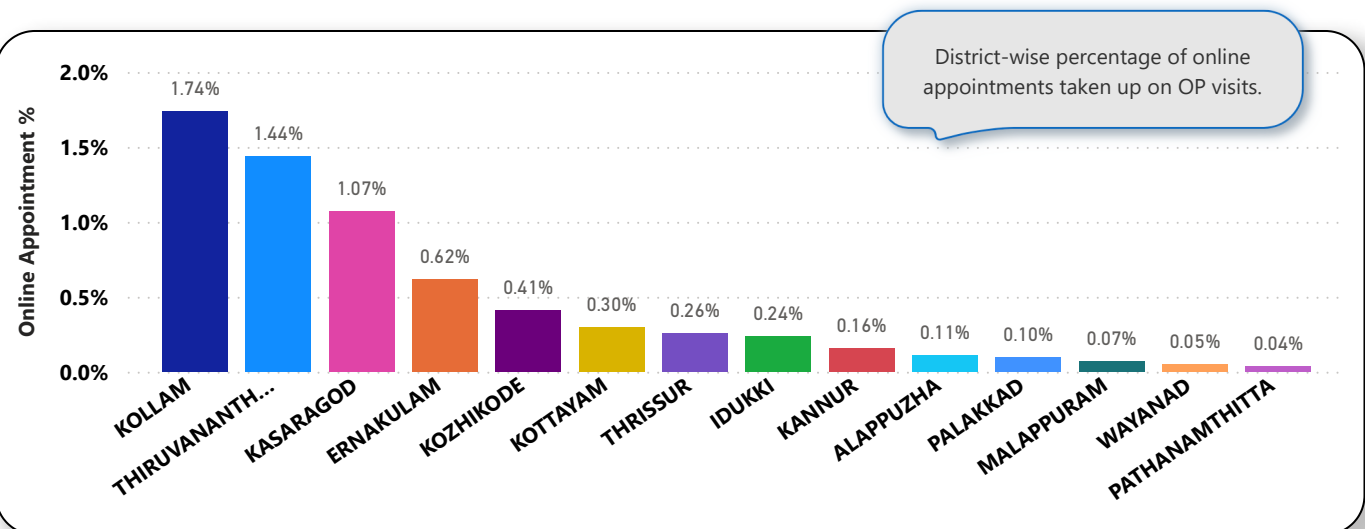
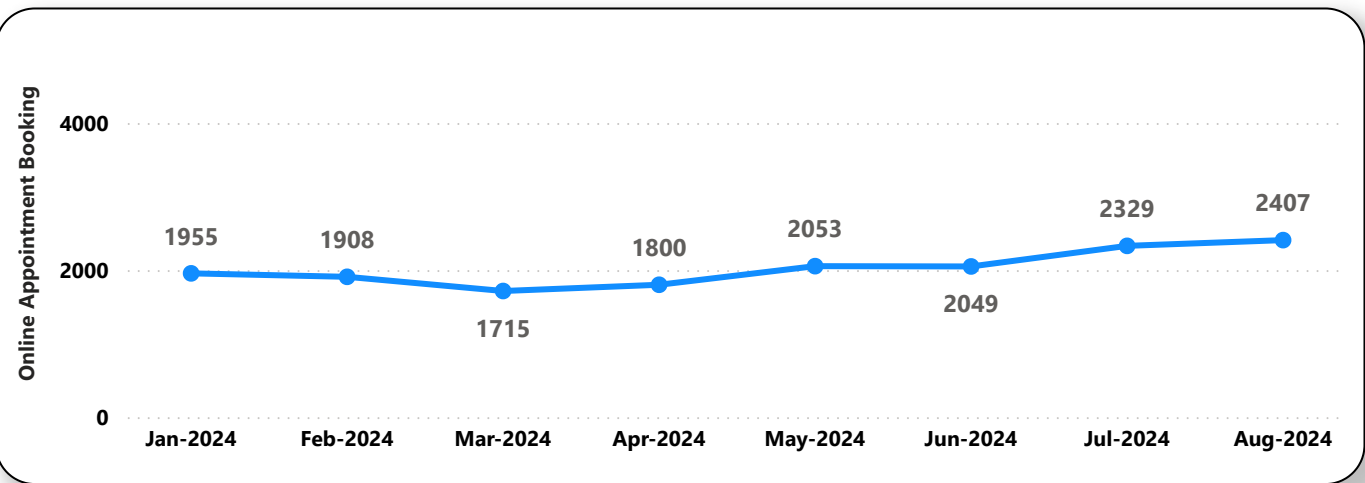
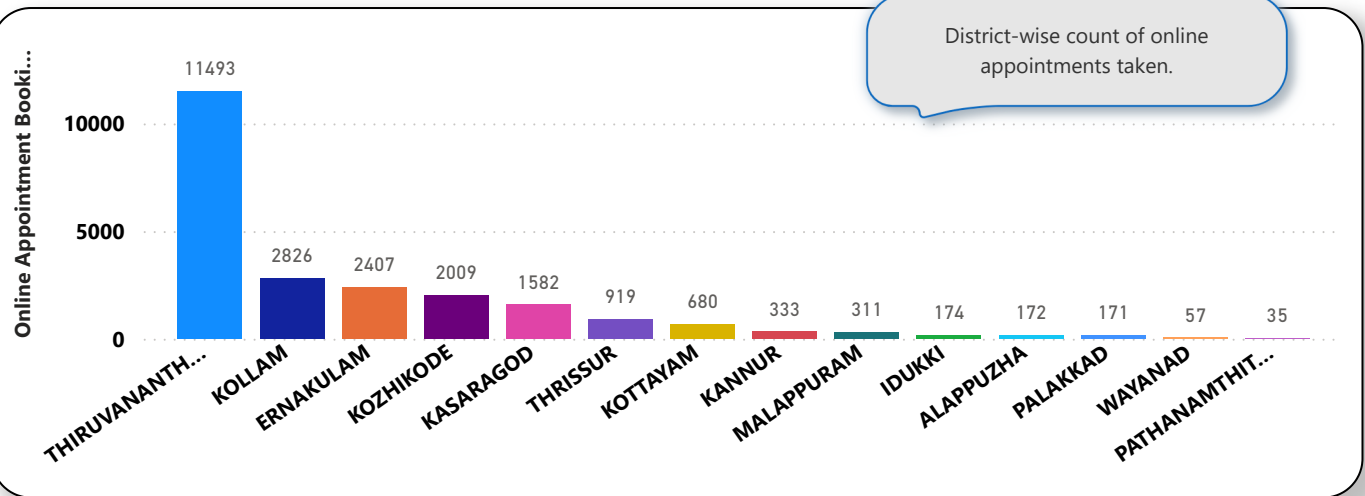
District wise status of live institutions and the count of various modules [Reception, OP Consultation, Lab, Pharmacy] started / functional. This list excludes Medical College Hospitals, CCRC and PH Labs.

District	Live Institutions	Reception	Consultation	Pharmacy	Lab
THIRUVANANTHAPURAM	100	96 (96%)	89 (89%)	72 (72%)	78 (78%)
ERNAKULAM	71	61 (86%)	45 (63%)	30 (42%)	26 (37%)
THRISSUR	69	67 (97%)	65 (94%)	59 (86%)	59 (86%)
KOZHIKODE	56	52 (93%)	47 (84%)	41 (73%)	43 (77%)
MALAPPURAM	53	52 (98%)	49 (92%)	42 (79%)	46 (87%)
PALAKKAD	44	42 (95%)	39 (89%)	36 (82%)	36 (82%)
KANNUR	42	41 (98%)	35 (83%)	32 (76%)	30 (71%)
ALAPPUZHA	31	29 (94%)	29 (94%)	29 (94%)	27 (87%)
KOTTAYAM	31	31 (100%)	30 (97%)	30 (97%)	26 (84%)
KOLLAM	30	30 (100%)	30 (100%)	30 (100%)	28 (93%)
KASARAGOD	23	22 (96%)	19 (83%)	19 (83%)	18 (78%)
IDUKKI	20	20 (100%)	19 (95%)	19 (95%)	18 (90%)
PATHANAMTHITTA	19	19 (100%)	18 (95%)	18 (95%)	14 (74%)
WAYANAD	17	17 (100%)	17 (100%)	17 (100%)	16 (94%)
Total	606	579 (96%)	531 (88%)	474 (78%)	465 (77%)

5. Appointment Booking in Hospitals (except Medical Colleges)



5. 1 Online Appointment Booking in Hospitals (except Medical Colleges)



6. eHealth Performance - Reach

