

1. eHealth Kerala - Vital Statistics

Hospital Type	Live Institutions
Family Health Centre	32
Urban Primary Health Centre	5
Community Health Centre	1
District Hospital	1
General Hospital	1
Medical College Hospital	1
Specialty Hospital - Women Children	1
Taluk Hospital	1
Total	43

2. eHealth - District Ranking Matrix Based on Performance of all Institutions (except Medical Colleges)

The ranking matrix showcases the performance of districts in providing eHealth services through all institutions (excluding Medical Colleges) based on six different parameters.

These parameters include:

1.

Number of institutions where the reception module has started.
2.

Percentage of UHID Visits.
3.

Percentage of Doctor Consultations.
4.

Percentage of Pharmacy Prescriptions by doctors.
5.

Percentage of lab orders through doctors.
6.

Number of Live Institutions.

Weightage is assigned to the percentages calculated in intervals of 10. The rank is determined based on the sum of these weightages.

The top-performing districts should aim to maintain their positions, while the average and low-performing districts should strive to reach the 'top four' league.

The ranking matrix for the current month, August 2024, along with the previous two months, is provided in the table below.

District	June	July	August
WAYANAD	1	1	1
PALAKKAD	1	3	2
IDUKKI	2	2	3
ALAPPUZHA	3	5	4
MALAPPURAM	3	4	4
THRISSUR	3	4	4
KANNUR	3	4	5
KOLLAM	4	6	6
KOTTAYAM	6	6	6
PATHANAMTHITTA	5	7	7
KOZHIKODE	6	8	8
THIRUVANANTHAPURAM	8	9	9
KASARAGOD	7	10	10
ERNAKULAM	9	11	11

- Best performing
- Average performing
- Low performing

3. eHealth - Institution Level Ranking (except Medical Colleges)

Hospital	Rank
FAMILY HEALTH CENTRE MALAPPATTAM	1
FAMILY HEALTH CENTRE UDAYAGIRI	2
FAMILY HEALTH CENTRE KALLIASSERY	3
FAMILY HEALTH CENTRE KUNHIMANGALAM	3
FAMILY HEALTH CENTRE PARASSINIKADAVU	3
FAMILY HEALTH CENTRE RAMANTHALI	4
FAMILY HEALTH CENTRE ALAKODE THERTHALLY	5
FAMILY HEALTH CENTRE CHENGALAYI	5
FAMILY HEALTH CENTRE CHIRAKKAL	5
FAMILY HEALTH CENTRE MUNDERI	5
FAMILY HEALTH CENTRE NEW MAHE	6
FAMILY HEALTH CENTRE VALAPATTANAM	6
FAMILY HEALTH CENTRE KADANNAPPALLY	7
URBAN PRIMARY HEALTH CENTRE PANOOR	8
FAMILY HEALTH CENTRE ANJARAKKANDY	9
FAMILY HEALTH CENTRE KOODALI	9
FAMILY HEALTH CENTRE ETTIKULAM	10
URBAN PRIMARY HEALTH CENTRE KOOVODE	10
FAMILY HEALTH CENTRE CHERUTHAZHAM	11
FAMILY HEALTH CENTRE KOTTIYOOR	12
FAMILY HEALTH CENTRE NARATH	12
FAMILY HEALTH CENTRE CHERUKUNNU	13
FAMILY HEALTH CENTRE ERAMAM KUTTUR	13
FAMILY HEALTH CENTRE KADIRUR	13
FAMILY HEALTH CENTRE PATTUVAM	13
FAMILY HEALTH CENTRE PULINGOME	14
FAMILY HEALTH CENTRE PUTHIYANGADI FISHERIES	14
FAMILY HEALTH CENTRE MOKERI	15
EK NAYANAR MEMORIAL GOVT. WOMEN AND CHILDREN HOSPITAL MANGATTUPARAMBA	16

Hospital	Rank
URBAN PRIMARY HEALTH CENTRE KOLASSERY	24
DISTRICT HOSPITAL KANNUR	23
FAMILY HEALTH CENTRE KOTTAYAM MALABAR	23
GENERAL HOSPITAL THALASSERY	23
TALUK HEAD QUARTERS HOSPITAL KUTHUPARAMBA	23
URBAN PRIMARY HEALTH CENTRE porora	22
FAMILY HEALTH CENTRE THILLENKERRY	21
FAMILY HEALTH CENTRE MUZHAPPILANGAD	20
FAMILY HEALTH CENTRE MORAZHA FISHERIES	19
URBAN PRIMARY HEALTH CENTRE MAITHANAPPALLY	19
COMMUNITY HEALTH CENTRE MATTOOL	18
COMMUNITY HEALTH CENTRE PATTIAM	17
EK NAYANAR MEMORIAL GOVT. WOMEN AND CHILDREN HOSPITAL MANGATTUPARAMBA	16
FAMILY HEALTH CENTRE KANKOL ALAPPADAMBA	16
FAMILY HEALTH CENTRE MOKERI	15
FAMILY HEALTH CENTRE PULINGOME	14
FAMILY HEALTH CENTRE PUTHIYANGADI FISHERIES	14
FAMILY HEALTH CENTRE CHERUKUNNU	13
FAMILY HEALTH CENTRE ERAMAM KUTTUR	13
FAMILY HEALTH CENTRE KADIRUR	13
FAMILY HEALTH CENTRE PATTUVAM	13
FAMILY HEALTH CENTRE KOTTIYOOR	12
FAMILY HEALTH CENTRE NARATH	12
FAMILY HEALTH CENTRE CHERUTHAZHAM	11
FAMILY HEALTH CENTRE ETTIKULAM	10
URBAN PRIMARY HEALTH CENTRE KOOVODE	10
FAMILY HEALTH CENTRE ANJARAKKANDY	9

3.1 eHealth Performance - Reception Module

Reception Module is considered to be functional in an institution only if the number of total visits for the month is of minimum 500.

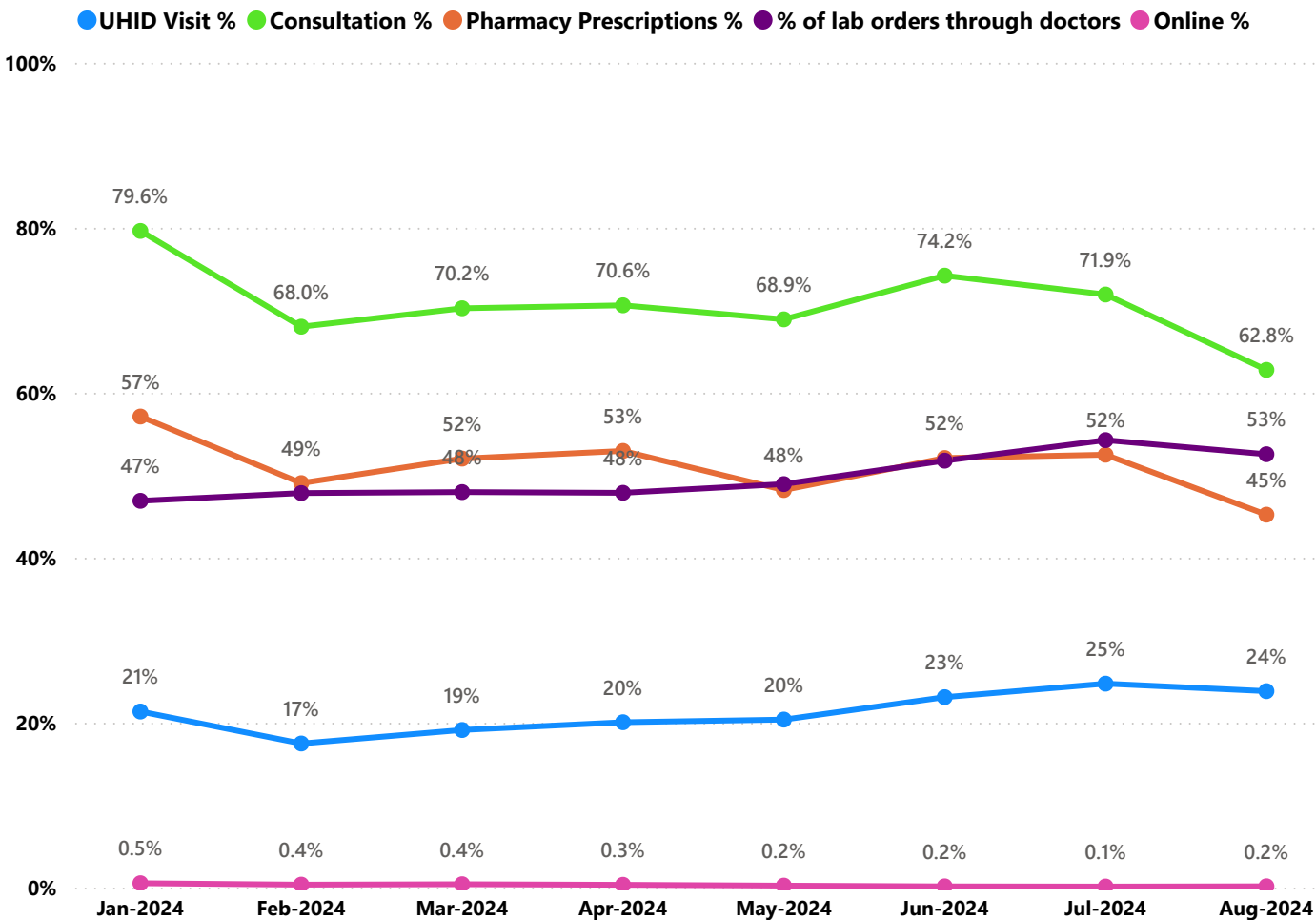
District	Institution Count	Institutions with Reception	% of institutions with Reception
IDUKKI	20	20	100.00%
KOLLAM	30	30	100.00%
KOTTAYAM	31	31	100.00%
PATHANAMTHITTA	19	19	100.00%
MALAPPURAM	53	52	98.11%
KANNUR	42	41	97.62%
THRISSUR	69	67	97.10%
KASARAGOD	23	22	95.65%
PALAKKAD	44	42	95.45%
WAYANAD	18	17	94.44%
ALAPPUZHA	31	29	93.55%
THIRUVANANTHAPURAM	100	93	93.00%
KOZHIKODE	56	52	92.86%
ERNAKULAM	72	61	84.72%

Hospital Name

URBAN PRIMARY HEALTH CENTRE KOLASSERY

Institutions where the reception module is either not started or not using

3.2 e-Health Performance Trend



- UHID Visit % is calculated as $(UHID\ Visits / Total\ Visit) \times 100$
- Consultation % is calculated as $(Doctor\ Consultation / OP\ Visits) \times 100$
- Pharmacy % is calculated as $(Pharmacy\ Prescriptions / Total\ OP\ Visits) \times 100$
- Lab % is calculated as $(Lab\ orders\ given\ by\ doctors / Total\ Lab\ Orders) \times 100$
- Online % is calculated as $(Online\ appointments\ via\ web\ portal / Total\ OP\ Visits) \times 100$

3.3 e-Health Performance Indicators

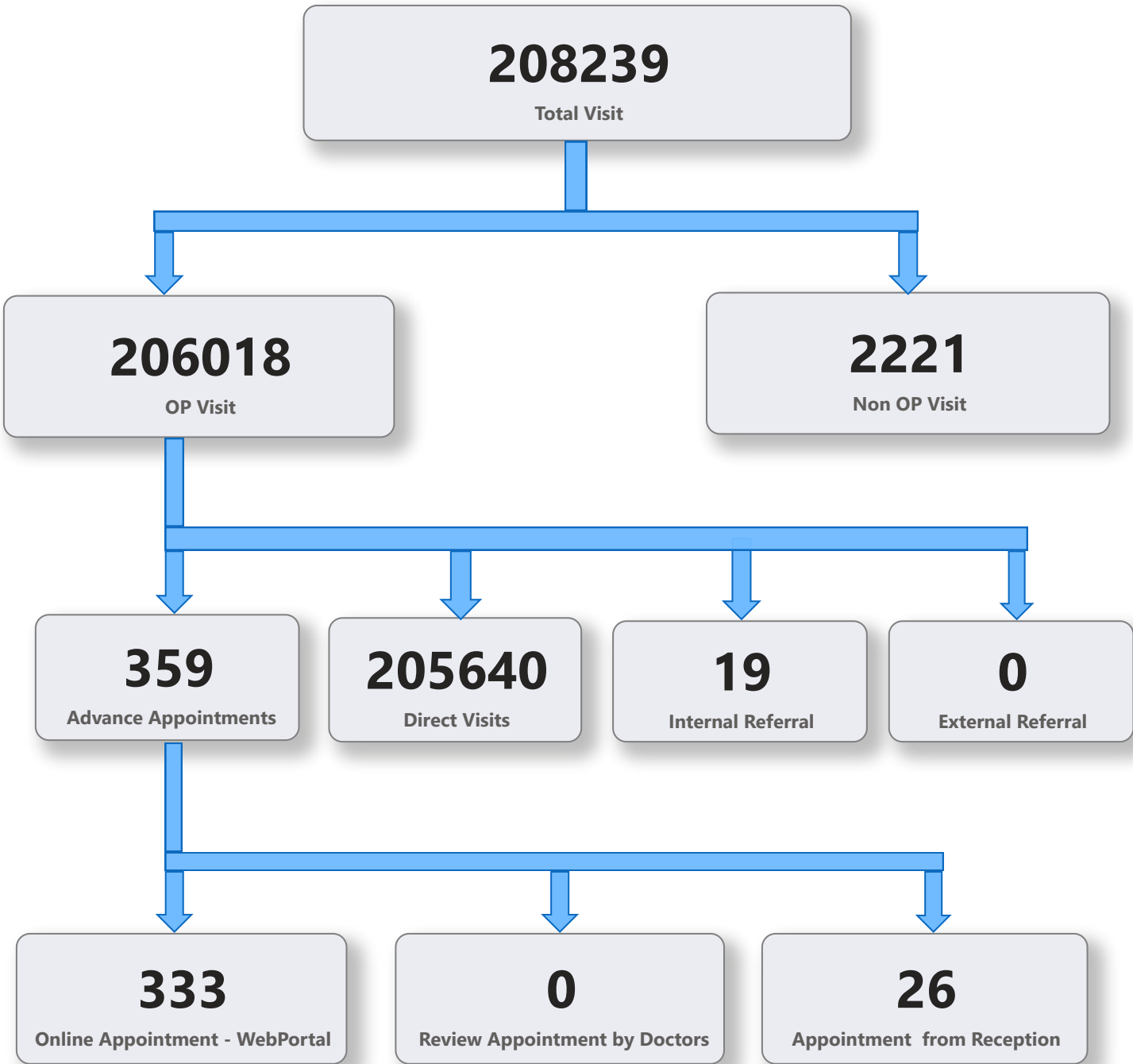
Hospital	UHID Visit %	Consultation %	Pharmacy Prescriptions %	% of Lab Orders given by Doctors
FAMILY HEALTH CENTRE MALAPPATTAM	46.89%	94.50%	92.70%	90.91%
FAMILY HEALTH CENTRE UDAYAGIRI	45.95%	99.20%	87.62%	94.98%
FAMILY HEALTH CENTRE KALLIASSERY	46.09%	97.56%	78.98%	93.12%
FAMILY HEALTH CENTRE KUNHIMANGALAM	53.04%	98.71%	89.40%	72.32%
FAMILY HEALTH CENTRE PARASSINIKADAVU	70.96%	98.88%	88.85%	58.62%
FAMILY HEALTH CENTRE RAMANTHALI	40.34%	99.74%	90.91%	69.59%
FAMILY HEALTH CENTRE ALAKODE THERTHALLY	43.54%	83.87%	72.94%	88.61%
FAMILY HEALTH CENTRE CHENGALAYI	22.07%	96.31%	89.69%	87.45%
FAMILY HEALTH CENTRE CHIRAKKAL	47.06%	94.72%	81.43%	63.60%
FAMILY HEALTH CENTRE MUNDERI	17.86%	99.45%	88.60%	92.67%
FAMILY HEALTH CENTRE NEW MAHE	32.51%	81.85%	72.81%	88.03%
FAMILY HEALTH CENTRE VALAPATTANAM	31.27%	98.72%	87.86%	64.94%
FAMILY HEALTH CENTRE KADANNAPPALLY	28.02%	98.87%	83.90%	69.44%
URBAN PRIMARY HEALTH CENTRE PANOOR	9.91%	94.43%	67.20%	99.50%
FAMILY HEALTH CENTRE ANJARAKKANDY	49.03%	91.41%	87.68%	20.75%
FAMILY HEALTH CENTRE KOODALI	32.50%	87.24%	67.59%	63.89%
FAMILY HEALTH CENTRE ETTIKULAM	25.10%	92.20%	86.74%	37.23%
URBAN PRIMARY HEALTH CENTRE KOOVODE	8.19%	91.78%	81.97%	51.55%
FAMILY HEALTH CENTRE CHERUTHAZHAM	25.49%	92.69%	58.41%	56.19%
FAMILY HEALTH CENTRE KOTTIYOOR	39.10%	85.26%	85.29%	13.90%
FAMILY HEALTH CENTRE NARATH	36.66%	63.53%	62.26%	51.90%
FAMILY HEALTH CENTRE CHERUKUNNU	48.49%	85.22%	56.46%	21.07%
FAMILY HEALTH CENTRE ERAMAM KUTTUR	42.58%	78.77%	77.43%	14.90%
FAMILY HEALTH CENTRE KADIRUR	14.17%	59.90%	45.43%	94.38%
FAMILY HEALTH CENTRE PATTUVAM	25.03%	80.27%	76.33%	24.72%
FAMILY HEALTH CENTRE PULINGOME	37.45%	69.28%	69.15%	26.82%
FAMILY HEALTH CENTRE PUTHIYANGADI FISHERIES	12.98%	85.80%	81.93%	0.00%
FAMILY HEALTH CENTRE MOKERI	12.26%	88.91%	19.80%	57.81%
EK NAYANAR MEMORIAL GOVT. WOMEN AND CHILDREN HOSPITAL MANGATTUPARAMBA	19.41%	95.08%	14.48%	3.75%
FAMILY HEALTH CENTRE KANKOL ALAPPADAMBA	38.00%	38.53%	36.99%	22.07%
COMMUNITY HEALTH CENTRE PATTIAM	11.07%	91.24%	0.00%	0.00%
COMMUNITY HEALTH CENTRE MATTOOL	11.26%	48.77%	37.90%	2.58%
FAMILY HEALTH CENTRE MORAZHA FISHERIES	35.68%	17.80%	16.73%	10.58%
URBAN PRIMARY HEALTH CENTRE MAITHANAPPALLY	11.51%	30.18%	23.15%	8.00%
FAMILY HEALTH CENTRE MUZHAPPILANGAD	7.59%	41.04%	0.00%	0.00%
FAMILY HEALTH CENTRE THILLENKERRY	11.85%	24.91%	0.00%	0.00%
URBAN PRIMARY HEALTH CENTRE porora	26.62%	0.00%	0.00%	0.00%
DISTRICT HOSPITAL KANNUR	4.51%	0.00%	0.00%	0.00%
FAMILY HEALTH CENTRE KOTTAYAM MALABAR	5.89%	0.00%	0.00%	0.00%
GENERAL HOSPITAL THALASSERY	8.47%	0.00%	0.00%	0.00%
TALUK HEAD QUARTERS HOSPITAL KUTHUPARAMBA	4.35%	0.00%	0.00%	0.00%
URBAN PRIMARY HEALTH CENTRE KOLASSERY	0.00%	0.00%	0.00%	0.00%

4. Status of Modules Usage in Hospitals

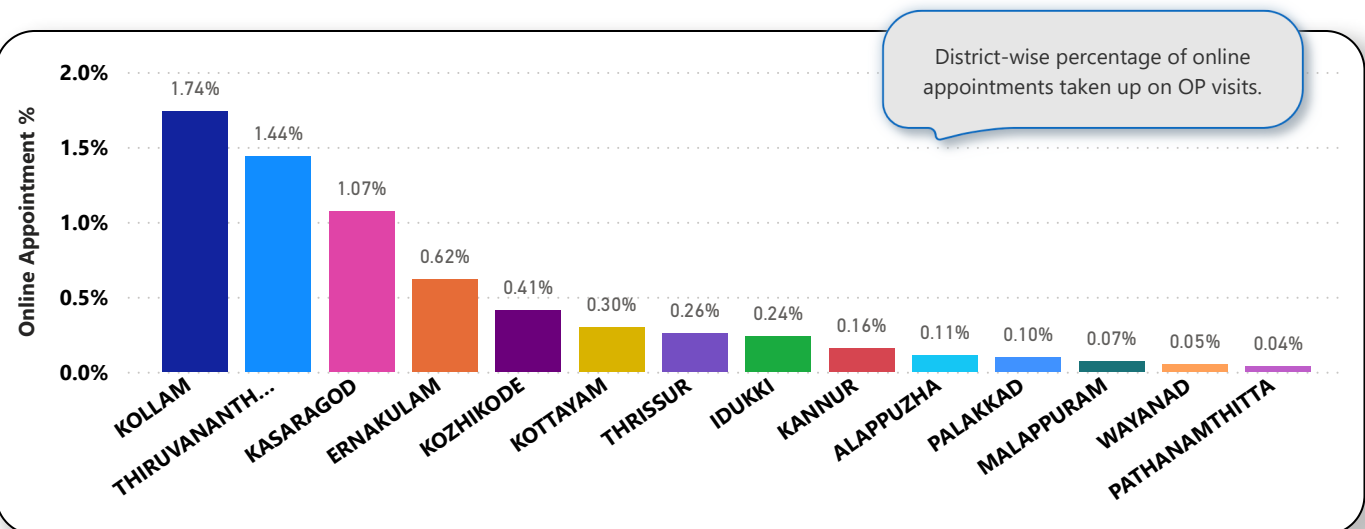
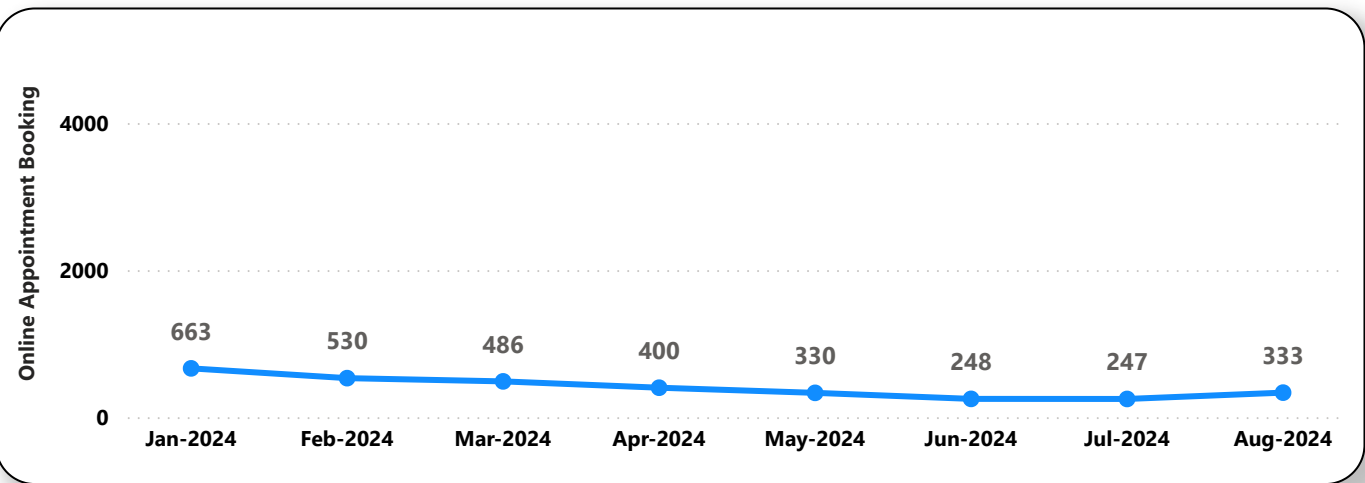
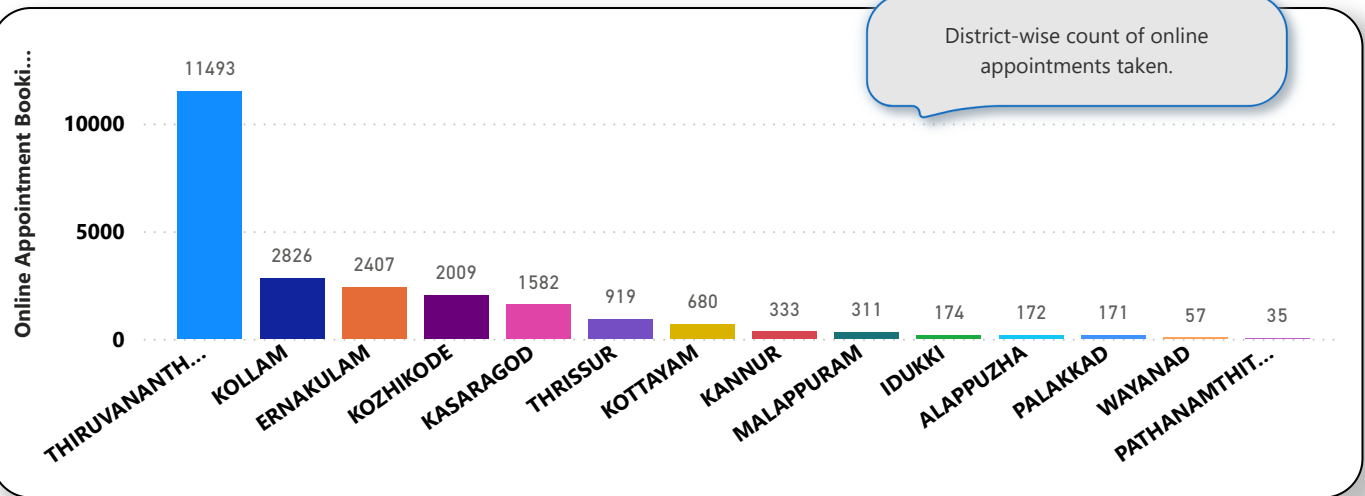
District wise status of live institutions and the count of various modules [Reception, OP Consultation, Lab, Pharmacy] started / functional. This list excludes Medical College Hospitals, CCRC and PH Labs.

District	Live Institutions	Reception	Consultation	Pharmacy	Lab
THIRUVANANTHAPURAM	100	96 (96%)	89 (89%)	72 (72%)	78 (78%)
ERNAKULAM	71	61 (86%)	45 (63%)	30 (42%)	26 (37%)
THRISSUR	69	67 (97%)	65 (94%)	59 (86%)	59 (86%)
KOZHIKODE	56	52 (93%)	47 (84%)	41 (73%)	43 (77%)
MALAPPURAM	53	52 (98%)	49 (92%)	42 (79%)	46 (87%)
PALAKKAD	44	42 (95%)	39 (89%)	36 (82%)	36 (82%)
KANNUR	42	41 (98%)	35 (83%)	32 (76%)	30 (71%)
ALAPPUZHA	31	29 (94%)	29 (94%)	29 (94%)	27 (87%)
KOTTAYAM	31	31 (100%)	30 (97%)	30 (97%)	26 (84%)
KOLLAM	30	30 (100%)	30 (100%)	30 (100%)	28 (93%)
KASARAGOD	23	22 (96%)	19 (83%)	19 (83%)	18 (78%)
IDUKKI	20	20 (100%)	19 (95%)	19 (95%)	18 (90%)
PATHANAMTHITTA	19	19 (100%)	18 (95%)	18 (95%)	14 (74%)
WAYANAD	17	17 (100%)	17 (100%)	17 (100%)	16 (94%)
Total	606	579 (96%)	531 (88%)	474 (78%)	465 (77%)

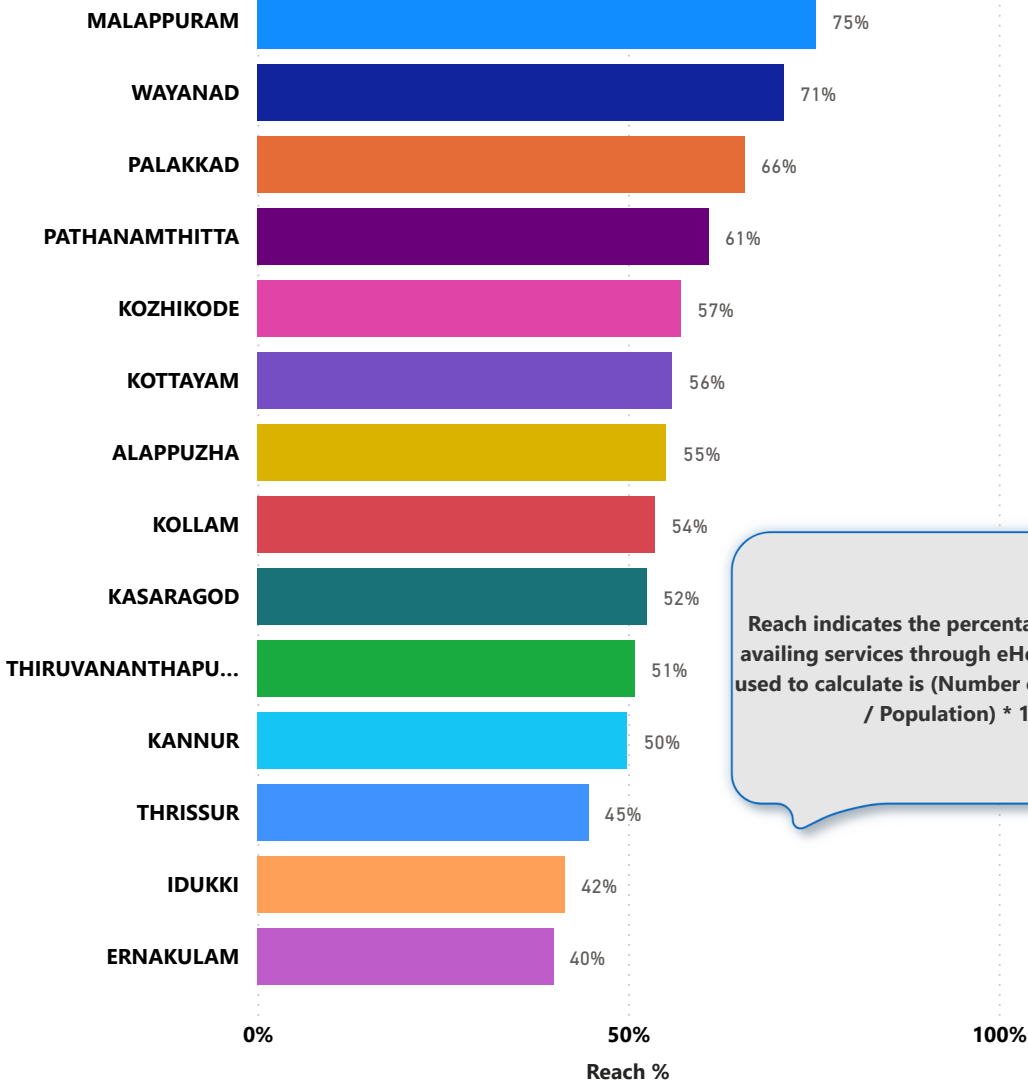
5. Appointment Booking in Hospitals (except Medical Colleges)



5. 1 Online Appointment Booking in Hospitals (except Medical Colleges)



6. eHealth Performance - Reach



Reach indicates the percentage of population availing services through eHealth. The formula used to calculate is (Number of UHID registered / Population) * 100 %.