

1. eHealth Kerala - Vital Statistics

Hospital Type	Live Institutions
Family Health Centre	18
Urban Primary Health Centre	2
District Hospital	1
General Hospital	1
Specialty Hospital - Women Children	1
Total	23

2. eHealth - District Ranking Matrix Based on Performance of all Institutions (except Medical Colleges)

The ranking matrix showcases the performance of districts in providing eHealth services through all institutions (excluding Medical Colleges) based on six different parameters.

These parameters include:

1.

Number of institutions where the reception module has started.
2.

Percentage of UHID Visits.
3.

Percentage of Doctor Consultations.
4.

Percentage of Pharmacy Prescriptions by doctors.
5.

Percentage of lab orders through doctors.
6.

Number of Live Institutions.

Weightage is assigned to the percentages calculated in intervals of 10. The rank is determined based on the sum of these weightages.

The top-performing districts should aim to maintain their positions, while the average and low-performing districts should strive to reach the 'top four' league.

The ranking matrix for the current month, August 2024, along with the previous two months, is provided in the table below.

District	June	July	August
WAYANAD	1	1	1
PALAKKAD	1	3	2
IDUKKI	2	2	3
ALAPPUZHA	3	5	4
MALAPPURAM	3	4	4
THRISSUR	3	4	4
KANNUR	3	4	5
KOLLAM	4	6	6
KOTTAYAM	6	6	6
PATHANAMTHITTA	5	7	7
KOZHIKODE	6	8	8
THIRUVANANTHAPURAM	8	9	9
KASARAGOD	7	10	10
ERNAKULAM	9	11	11

- Best performing
- Average performing
- Low performing

3. eHealth - Institution Level Ranking (except Medical Colleges)

Hospital	Rank
FAMILY HEALTH CENTRE ENNAPPARA	1
FAMILY HEALTH CENTRE KUMBADAJE	1
FAMILY HEALTH CENTRE MADIKAI	1
FAMILY HEALTH CENTRE BELLUR	2
URBAN PRIMARY HEALTH CENTRE NILESHWARAM	3
FAMILY HEALTH CENTRE NARKILAKKAD	4
FAMILY HEALTH CENTRE PALLIKKARE	5
FAMILY HEALTH CENTRE MULLERIYA	6
FAMILY HEALTH CENTRE UDUMBANTHALA	6
URBAN PRIMARY HEALTH CENTRE PULLIKUNNU	6
FAMILY HEALTH CENTRE ANANDASRAM	7
FAMILY HEALTH CENTRE VALIYAPARAMABA	8
WOMEN AND CHILDREN GOVERMENT HOSPITAL KANHANGAD	9
FAMILY HEALTH CENTRE KARINDALAM	10
FAMILY HEALTH CENTRE UDMA	11
DISTRICT HOSPITAL KANHANGAD	12
FAMILY HEALTH CENTRE KAYYUR	13
FAMILY HEALTH CENTRE MOGRALPUTHUR	13
FAMILY HEALTH CENTRE CHATTANCHAL	14
FAMILY HEALTH CENTRE PERLA	15
FAMILY HEALTH CENTRE AJANUR	16
GENERAL HOSPITAL KASARAGOD	17
FAMILY HEALTH CENTRE PANATHUR	18

3.1 eHealth Performance - Reception Module

Reception Module is considered to be functional in an institution only if the number of total visits for the month is of minimum 500.

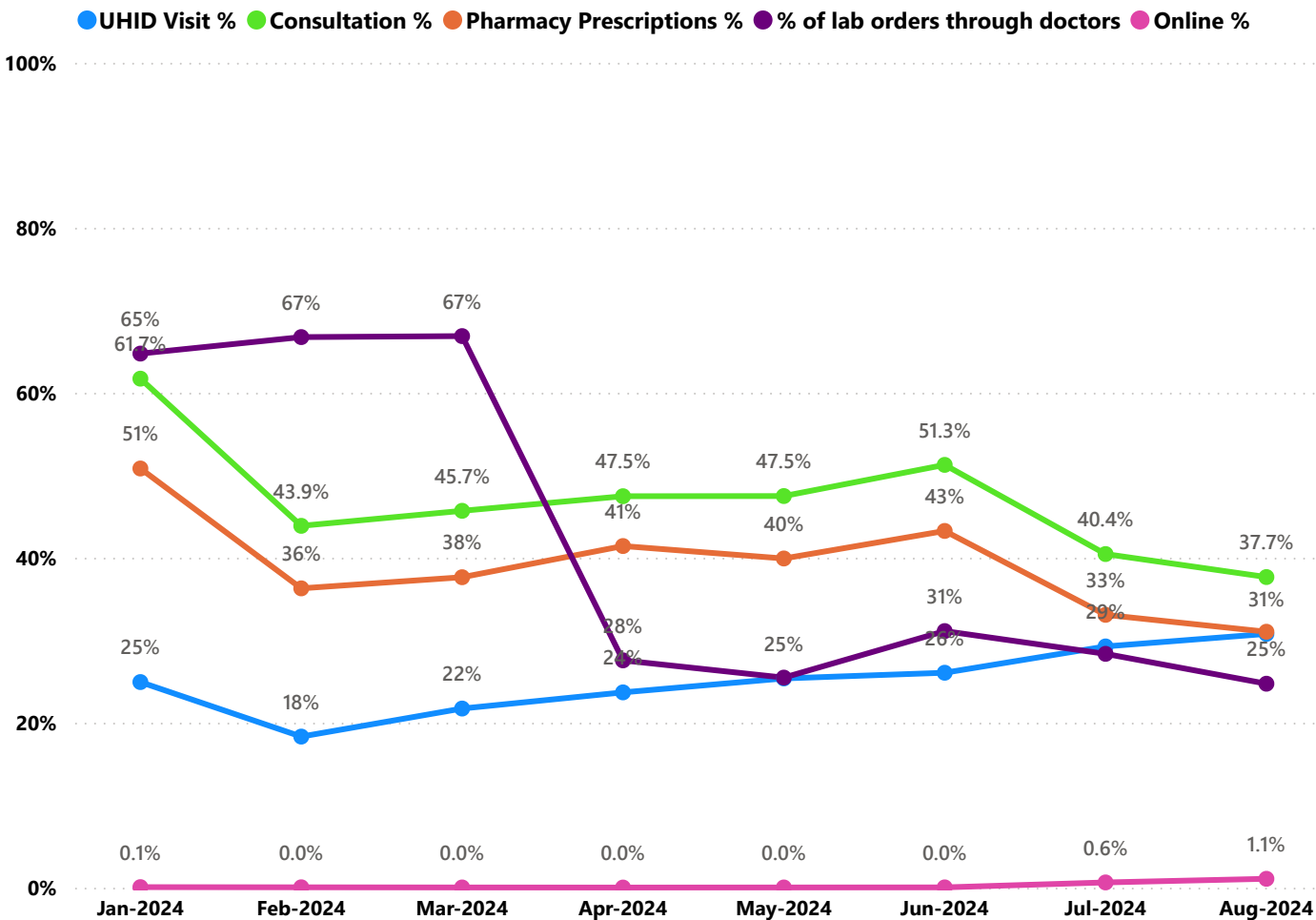
District	Institution Count	Institutions with Reception	% of institutions with Reception
IDUKKI	20	20	100.00%
KOLLAM	30	30	100.00%
KOTTAYAM	31	31	100.00%
PATHANAMTHITTA	19	19	100.00%
MALAPPURAM	53	52	98.11%
KANNUR	42	41	97.62%
THRISSUR	69	67	97.10%
KASARAGOD	23	22	95.65%
PALAKKAD	44	42	95.45%
WAYANAD	18	17	94.44%
ALAPPUZHA	31	29	93.55%
THIRUVANANTHAPURAM	100	93	93.00%
KOZHIKODE	56	52	92.86%
ERNAKULAM	72	61	84.72%

Hospital Name

FAMILY HEALTH CENTRE PANATHUR

Institutions where the reception module is either not started or not using

3.2 e-Health Performance Trend



- UHID Visit % is calculated as $(UHID\ Visits / Total\ Visit) \times 100$
- Consultation % is calculated as $(Doctor\ Consultation / OP\ Visits) \times 100$
- Pharmacy % is calculated as $(Pharmacy\ Prescriptions / Total\ OP\ Visits) \times 100$
- Lab % is calculated as $(Lab\ orders\ given\ by\ doctors / Total\ Lab\ Orders) \times 100$
- Online % is calculated as $(Online\ appointments\ via\ web\ portal / Total\ OP\ Visits) \times 100$

3.3 e-Health Performance Indicators

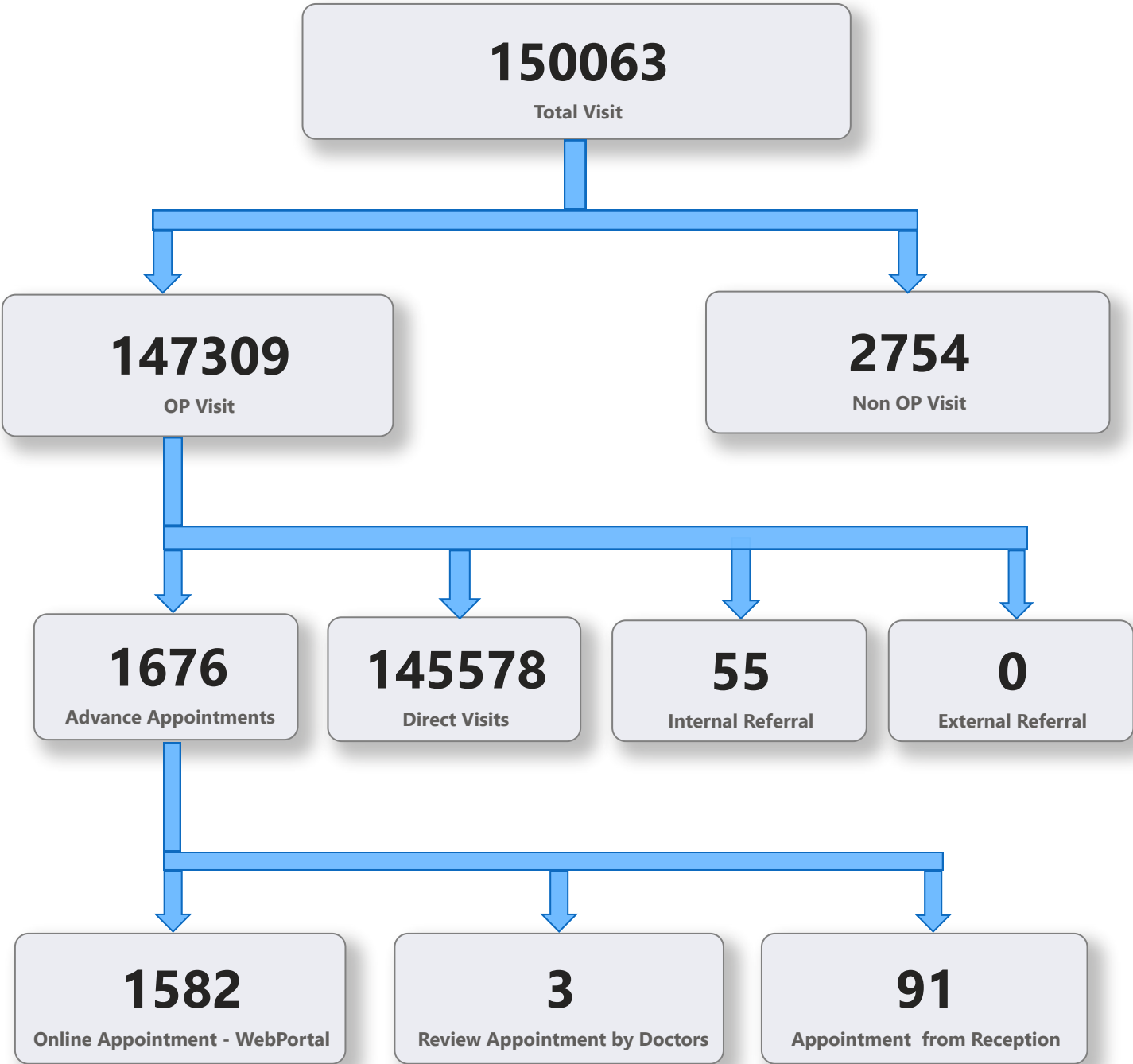
Hospital	UHID Visit %	Consultation %	Pharmacy Prescriptions %	% of Lab Orders given by Doctors
FAMILY HEALTH CENTRE ENNAPPARA	79.00%	91.63%	87.90%	97.63%
FAMILY HEALTH CENTRE KUMBADAJE	67.59%	94.55%	93.63%	100.00%
FAMILY HEALTH CENTRE MADIKAI	82.56%	97.52%	90.55%	70.10%
FAMILY HEALTH CENTRE BELLUR	85.65%	97.14%	81.47%	75.89%
URBAN PRIMARY HEALTH CENTRE NILESHWARAM	43.97%	94.55%	100.00%	88.60%
FAMILY HEALTH CENTRE NARKILAKKAD	64.79%	73.06%	72.77%	100.00%
FAMILY HEALTH CENTRE PALLIKKARE	28.33%	83.40%	81.35%	100.00%
FAMILY HEALTH CENTRE MULLERIYA	27.16%	96.70%	62.85%	100.00%
FAMILY HEALTH CENTRE UDUMBANTHALA	49.59%	99.18%	85.94%	59.17%
URBAN PRIMARY HEALTH CENTRE PULLIKUNNU	23.24%	84.01%	71.51%	100.00%
FAMILY HEALTH CENTRE ANANDASRAM	41.76%	86.13%	78.13%	63.89%
FAMILY HEALTH CENTRE VALIYAPARAMABA	26.78%	86.25%	82.58%	69.89%
WOMEN AND CHILDREN GOVERMENT HOSPITAL KANHANGAD	16.36%	85.55%	71.38%	70.09%
FAMILY HEALTH CENTRE KARINDALAM	54.23%	43.27%	41.19%	40.57%
FAMILY HEALTH CENTRE UDMA	23.50%	36.75%	13.33%	100.00%
DISTRICT HOSPITAL KANHANGAD	38.93%	12.13%	9.02%	100.00%
FAMILY HEALTH CENTRE KAYYUR	52.39%	34.84%	31.30%	14.02%
FAMILY HEALTH CENTRE MOGRALPUTHUR	14.58%	12.03%	11.80%	100.00%
FAMILY HEALTH CENTRE CHATTANCHAL	10.35%	20.88%	18.65%	37.50%
FAMILY HEALTH CENTRE PERLA	29.67%	12.53%	11.10%	13.57%
FAMILY HEALTH CENTRE AJANUR	40.83%	0.00%	0.00%	0.00%
GENERAL HOSPITAL KASARAGOD	9.02%	11.47%	6.00%	1.24%
FAMILY HEALTH CENTRE PANATHUR	0.00%	0.00%	0.00%	0.00%

4. Status of Modules Usage in Hospitals

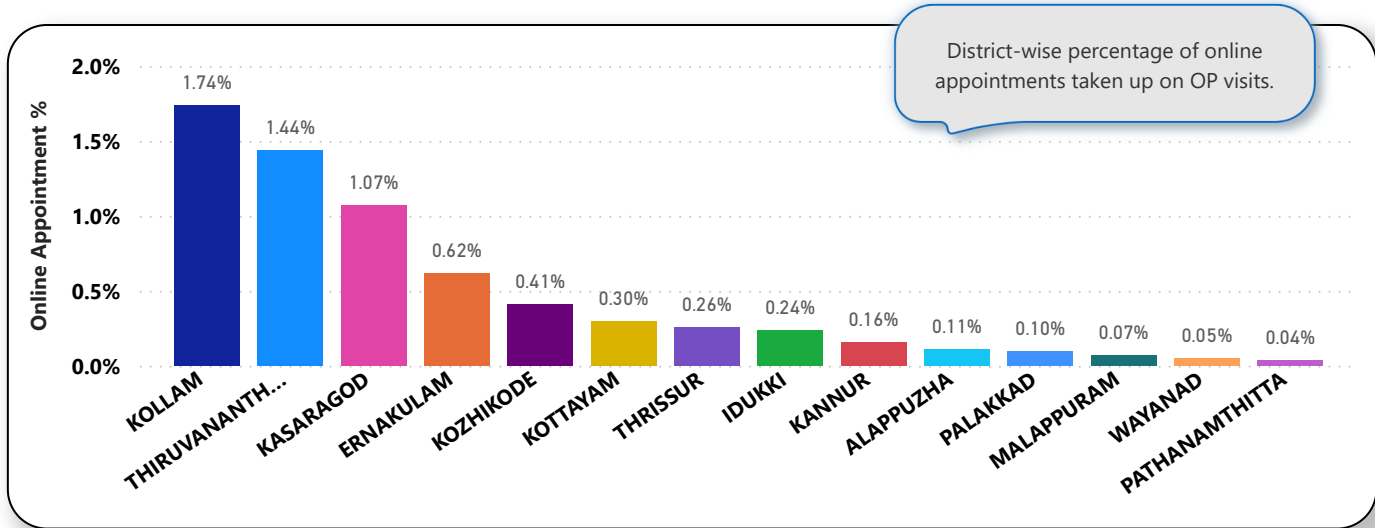
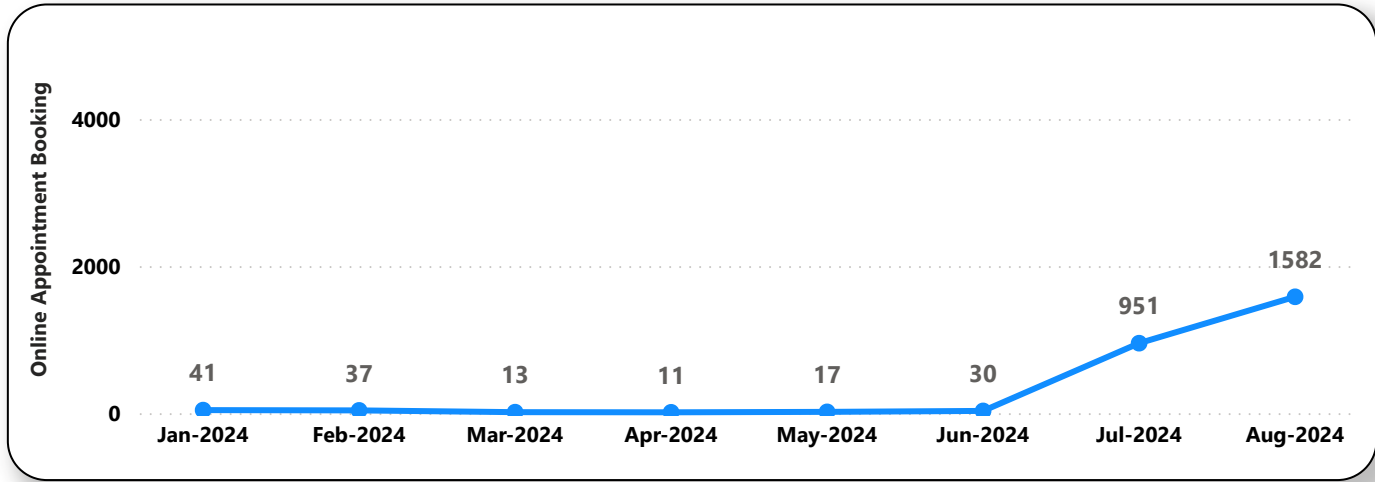
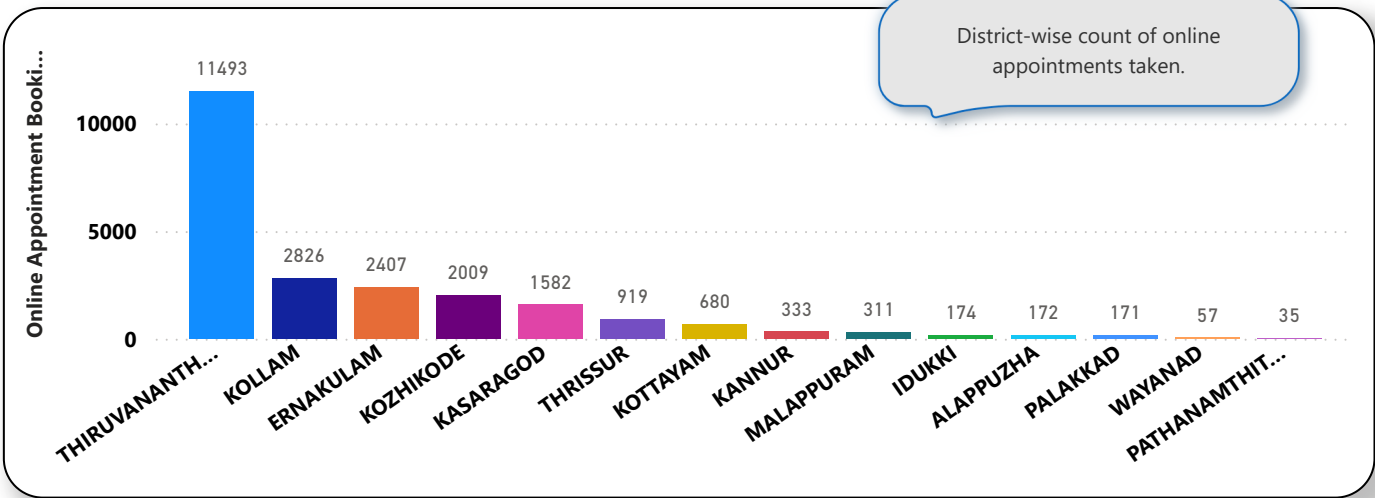
District wise status of live institutions and the count of various modules [Reception, OP Consultation, Lab, Pharmacy] started / functional. This list excludes Medical College Hospitals, CCRC and PH Labs.

District	Live Institutions	Reception	Consultation	Pharmacy	Lab
THIRUVANANTHAPURAM	100	96 (96%)	89 (89%)	72 (72%)	78 (78%)
ERNAKULAM	71	61 (86%)	45 (63%)	30 (42%)	26 (37%)
THRISSUR	69	67 (97%)	65 (94%)	59 (86%)	59 (86%)
KOZHIKODE	56	52 (93%)	47 (84%)	41 (73%)	43 (77%)
MALAPPURAM	53	52 (98%)	49 (92%)	42 (79%)	46 (87%)
PALAKKAD	44	42 (95%)	39 (89%)	36 (82%)	36 (82%)
KANNUR	42	41 (98%)	35 (83%)	32 (76%)	30 (71%)
ALAPPUZHA	31	29 (94%)	29 (94%)	29 (94%)	27 (87%)
KOTTAYAM	31	31 (100%)	30 (97%)	30 (97%)	26 (84%)
KOLLAM	30	30 (100%)	30 (100%)	30 (100%)	28 (93%)
KASARAGOD	23	22 (96%)	19 (83%)	19 (83%)	18 (78%)
IDUKKI	20	20 (100%)	19 (95%)	19 (95%)	18 (90%)
PATHANAMTHITTA	19	19 (100%)	18 (95%)	18 (95%)	14 (74%)
WAYANAD	17	17 (100%)	17 (100%)	17 (100%)	16 (94%)
Total	606	579 (96%)	531 (88%)	474 (78%)	465 (77%)

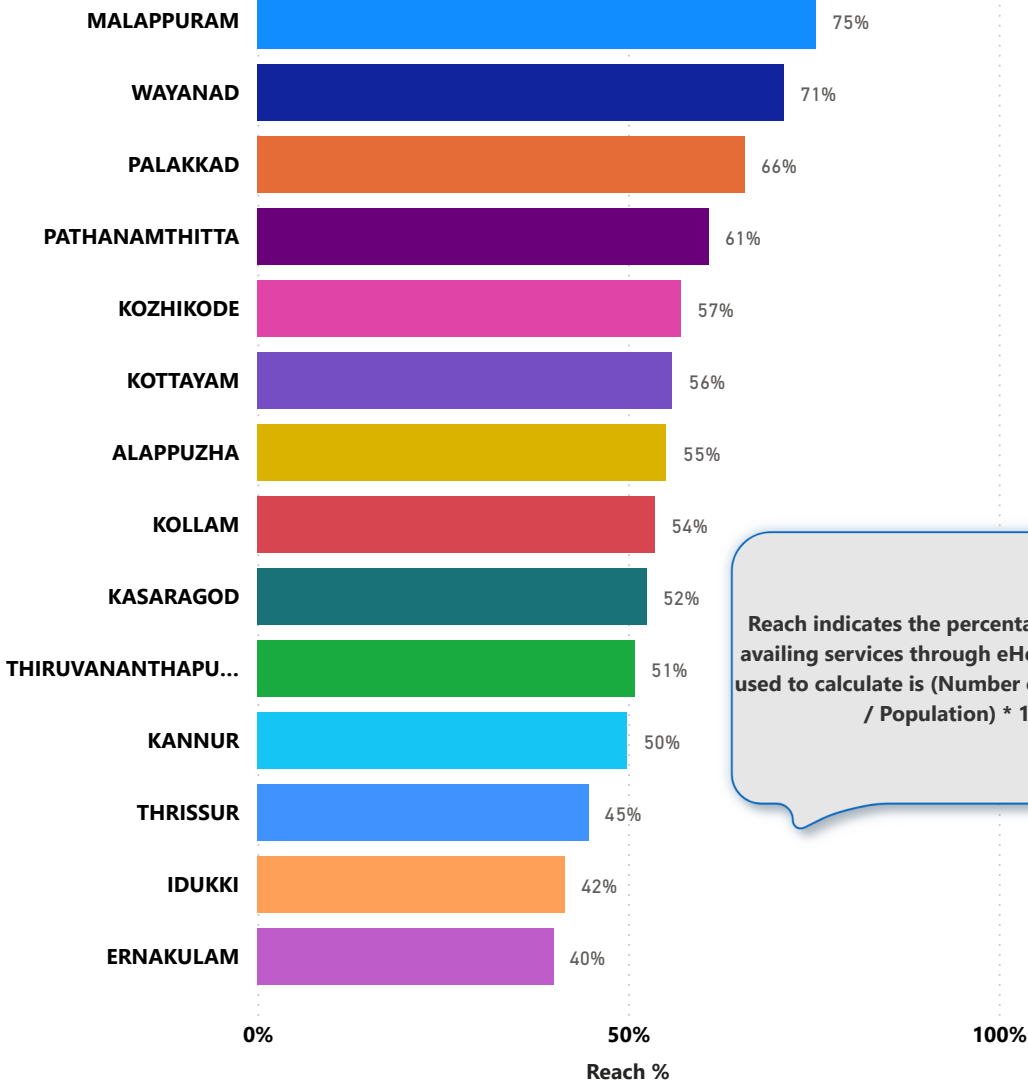
5. Appointment Booking in Hospitals (except Medical Colleges)



5. 1 Online Appointment Booking in Hospitals (except Medical Colleges)



6. eHealth Performance - Reach



Reach indicates the percentage of population availing services through eHealth. The formula used to calculate is (Number of UHID registered / Population) * 100 %.