

1. eHealth Kerala - Vital Statistics

Hospital Type	Live Institutions
Family Health Centre	40
Urban Primary Health Centre	2
Community Health Centre	1
Medical College Hospital	1
Taluk Headquarters Hospital	1
Total	45

2. eHealth - District Ranking Matrix Based on Performance of all Institutions (except Medical Colleges)

The ranking matrix showcases the performance of districts in providing eHealth services through all institutions (excluding Medical Colleges) based on six different parameters.

These parameters include:

1.

Number of institutions where the reception module has started.
2.

Percentage of UHID Visits.
3.

Percentage of Doctor Consultations.
4.

Percentage of Pharmacy Prescriptions by doctors.
5.

Percentage of lab orders through doctors.
6.

Number of Live Institutions.

Weightage is assigned to the percentages calculated in intervals of 10. The rank is determined based on the sum of these weightages.

The top-performing districts should aim to maintain their positions, while the average and low-performing districts should strive to reach the 'top four' league.

The ranking matrix for the current month, August 2024, along with the previous two months, is provided in the table below.

District	June	July	August
WAYANAD	1	1	1
PALAKKAD	1	3	2
IDUKKI	2	2	3
ALAPPUZHA	3	5	4
MALAPPURAM	3	4	4
THRISSUR	3	4	4
KANNUR	3	4	5
KOLLAM	4	6	6
KOTTAYAM	6	6	6
PATHANAMTHITTA	5	7	7
KOZHIKODE	6	8	8
THIRUVANANTHAPURAM	8	9	9
KASARAGOD	7	10	10
ERNAKULAM	9	11	11

- Best performing
- Average performing
- Low performing

3. eHealth - Institution Level Ranking (except Medical Colleges)

Hospital	Rank
Family Health Centre Kavassery	1
Family Health Centre Keralassery	1
Family Health Centre Ozhalapathy	2
family Health Centre Kuthanur	3
FAMILY HEALTH CENTRE MANNUR	3
Family Health Centre Pallippuram	3
Family Health Centre Vaniyamkulam	3
Family Health Centre Kizhakkencherry	4
FAMILY HEALTH CENTRE MANKARA	4
Family Health Centre Puduppariyaram	4
Family Health Centre Kumaranellur	5
Family Health Centre Mathur	5
FAMILY HEALTH CENTRE NELLAYA	5
Family Health Centre Peruvemba	5
FAMILY HEALTH CENTRE VANDAZHy	5
Family Health Centre Kumbidi	6
Family Health Centre Kunissery	6
Family Health Centre Parali	6
Family Health Centre Pookkottukavu	6
FAMILY HEALTH CENTRE VANNAMADA	6
Family Health Centre Adakkaputhur	7
Family Health Centre Peringottukurissi	7
Urban Primary Health Centre Diara Street	7
Urban Primary Health Centre Kulappully	7
Community Health Centre Nanniode	8
Family Health Centre Chalavara	8
Family Health Centre Kanjirapuzha	8
Family Health Centre Kappoor	8
Family Health Centre Karakurissi	9
Family Health Centre Pudur	9
Family Health Centre Sreekrishnapuram	9
Family Health Centre Kalladikode	10
Family Health Centre Kollengode	11

Hospital	Rank
Family Health Centre Pattithara	21
ATTAPPADY TRIBAL TALUK SPECIALITY HOSPITAL	20
FAMILY HEALTH CENTRE MUTHALAMADA	19
Family Health Centre Vadavannur	18
Family Health Centre Elambulassery	17
Family Health Centre Kottopadam	16
Family Health Centre Pallassana	15
Family Health Centre Vellinezhi	15
Family Health Centre Anakkatty	14
FAMILY HEALTH CENTRE AYALUR	13
Family Health Centre Puthucode	12
Family Health Centre Kollengode	11
Family Health Centre Kalladikode	10
Family Health Centre Karakurissi	9
Family Health Centre Pudur	9
Family Health Centre Sreekrishnapuram	9
Community Health Centre Nanniode	8
Family Health Centre Chalavara	8
Family Health Centre Kanjirapuzha	8
Family Health Centre Kappoor	8
Family Health Centre Adakkaputhur	7
Family Health Centre Peringottukurissi	7
Urban Primary Health Centre Diara Street	7
Urban Primary Health Centre Kulappully	7
Family Health Centre Kumbidi	6
Family Health Centre Kunissery	6
Family Health Centre Parali	6
Family Health Centre Pookkottukavu	6
FAMILY HEALTH CENTRE VANNAMADA	6
Family Health Centre Kumaranellur	5
Family Health Centre Mathur	5
FAMILY HEALTH CENTRE NELLAYA	5
Family Health Centre Peruvemba	5

3.1 eHealth Performance - Reception Module

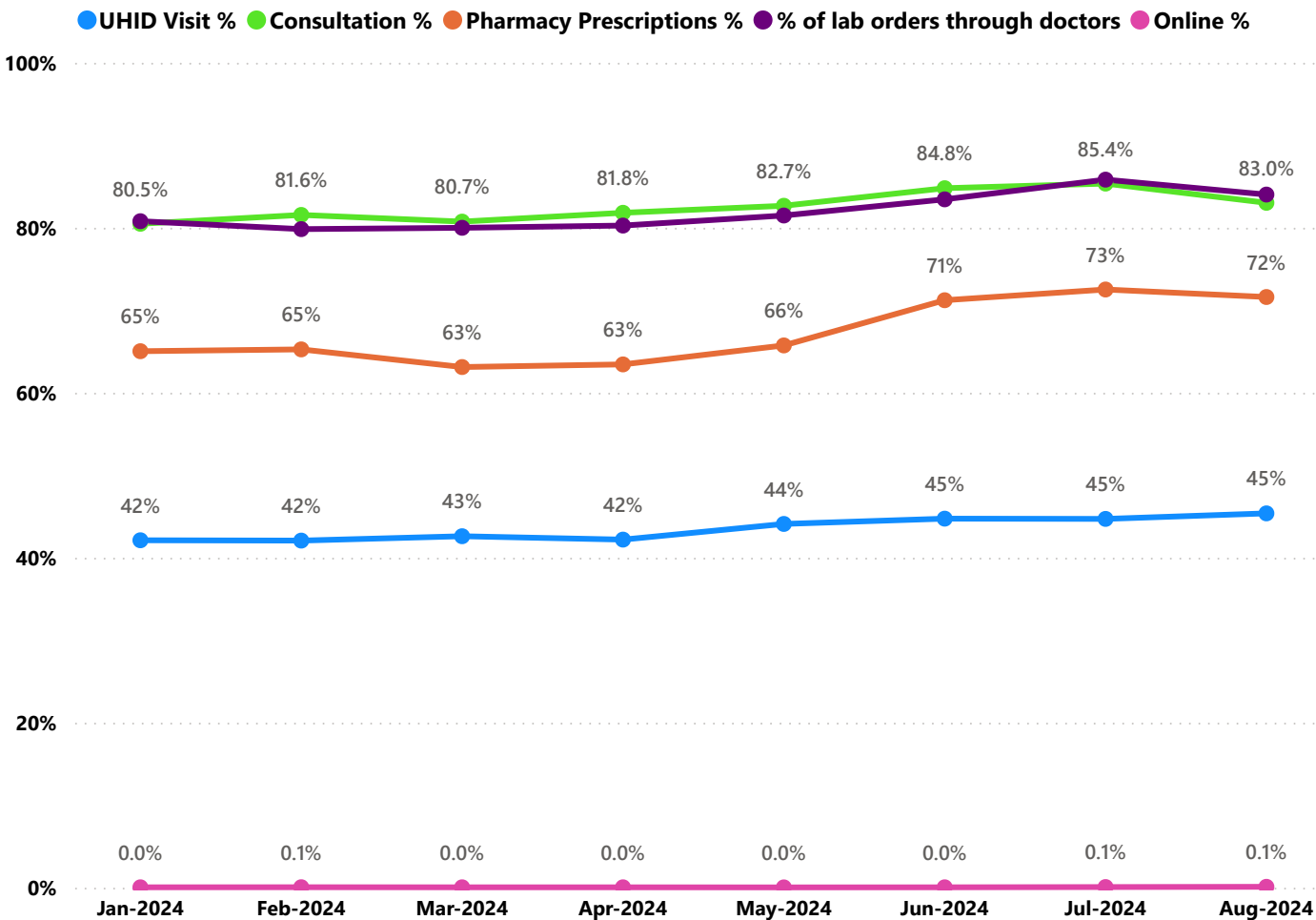
Reception Module is considered to be functional in an institution only if the number of total visits for the month is of minimum 500.

District	Institution Count	Institutions with Reception	% of institutions with Reception
IDUKKI	20	20	100.00%
KOLLAM	30	30	100.00%
KOTTAYAM	31	31	100.00%
PATHANAMTHITTA	19	19	100.00%
MALAPPURAM	53	52	98.11%
KANNUR	42	41	97.62%
THRISSUR	69	67	97.10%
KASARAGOD	23	22	95.65%
PALAKKAD	44	42	95.45%
WAYANAD	18	17	94.44%
ALAPPUZHA	31	29	93.55%
THIRUVANANTHAPURAM	100	93	93.00%
KOZHIKODE	56	52	92.86%
ERNAKULAM	72	61	84.72%

Hospital Name
Family Health Centre Pattithara
Family Health Centre Kottopadam

Institutions where the reception module is either not started or not using

3.2 e-Health Performance Trend



- UHID Visit % is calculated as $(UHID\ Visits / Total\ Visit) \times 100$
- Consultation % is calculated as $(Doctor\ Consultation / OP\ Visits) \times 100$
- Pharmacy % is calculated as $(Pharmacy\ Prescriptions / Total\ OP\ Visits) \times 100$
- Lab % is calculated as $(Lab\ orders\ given\ by\ doctors / Total\ Lab\ Orders) \times 100$
- Online % is calculated as $(Online\ appointments\ via\ web\ portal / Total\ OP\ Visits) \times 100$

3.3 e-Health Performance Indicators

Hospital	UHID Visit %	Consultation %	Pharmacy Prescriptions %	% of Lab Orders given by Doctors
Family Health Centre Kavassery	90.16%	99.87%	94.06%	87.55%
Family Health Centre Keralassery	86.87%	98.69%	91.19%	96.97%
Family Health Centre Ozhalapathy	71.99%	98.12%	90.06%	98.19%
family Health Centre Kuthanur	78.17%	98.34%	89.88%	91.89%
FAMILY HEALTH CENTRE MANNUR	86.90%	97.52%	87.73%	87.81%
Family Health Centre Pallippuram	72.50%	96.03%	92.98%	85.57%
Family Health Centre Vaniyankulam	64.33%	99.84%	92.01%	99.14%
Family Health Centre Kizhakkencherry	79.10%	98.53%	91.19%	71.07%
FAMILY HEALTH CENTRE MANKARA	62.30%	96.95%	92.59%	80.47%
Family Health Centre Pudukkottai	64.89%	92.74%	86.70%	93.78%
Family Health Centre Kumaranellur	52.72%	93.18%	90.53%	89.95%
Family Health Centre Mathur	51.60%	99.78%	82.43%	100.00%
FAMILY HEALTH CENTRE NELLAYA	46.24%	97.16%	90.19%	92.03%
Family Health Centre Peruvemba	52.36%	99.16%	87.84%	98.52%
FAMILY HEALTH CENTRE VANDAZHY	60.50%	96.43%	87.28%	83.20%
Family Health Centre Kumbidi	51.86%	98.94%	87.92%	83.15%
Family Health Centre Kunissery	59.74%	97.26%	86.29%	89.85%
Family Health Centre Parali	48.76%	90.07%	85.38%	91.39%
Family Health Centre Pookkottukavu	30.22%	99.66%	93.87%	100.00%
FAMILY HEALTH CENTRE VANNAMADA	47.66%	98.73%	89.88%	92.35%
Family Health Centre Adakkaputhur	28.27%	97.91%	90.29%	95.42%
Family Health Centre Peringottukurissi	57.24%	88.20%	72.20%	92.69%
Urban Primary Health Centre Diara Street	58.39%	89.83%	85.27%	86.78%
Urban Primary Health Centre Kulappully	68.21%	99.94%	89.57%	61.45%
Community Health Centre Nannode	49.83%	86.35%	78.71%	100.00%
Family Health Centre Chalavara	29.47%	98.63%	87.64%	100.00%
Family Health Centre Kanjirapuzha	51.61%	79.82%	77.05%	98.84%
Family Health Centre Kappoor	30.29%	97.29%	88.28%	88.41%
Family Health Centre Karakurissi	6.13%	96.53%	93.87%	100.00%
Family Health Centre Pudur	25.22%	98.04%	88.22%	86.93%
Family Health Centre Sreekrishnapuram	28.67%	99.82%	85.00%	89.76%
Family Health Centre Kalladikode	5.69%	98.68%	88.89%	100.00%
Family Health Centre Kollengode	16.89%	90.81%	87.33%	67.30%
Family Health Centre Puthucode	56.69%	72.88%	66.67%	58.06%
FAMILY HEALTH CENTRE AYALUR	63.40%	69.51%	0.00%	100.00%
Family Health Centre Anakkatty	68.48%	33.03%	29.09%	97.14%
Family Health Centre Pallassana	10.47%	85.97%	0.16%	99.12%
Family Health Centre Vellinezhi	43.53%	89.48%	31.71%	39.38%

3.3 e-Health Performance Indicators

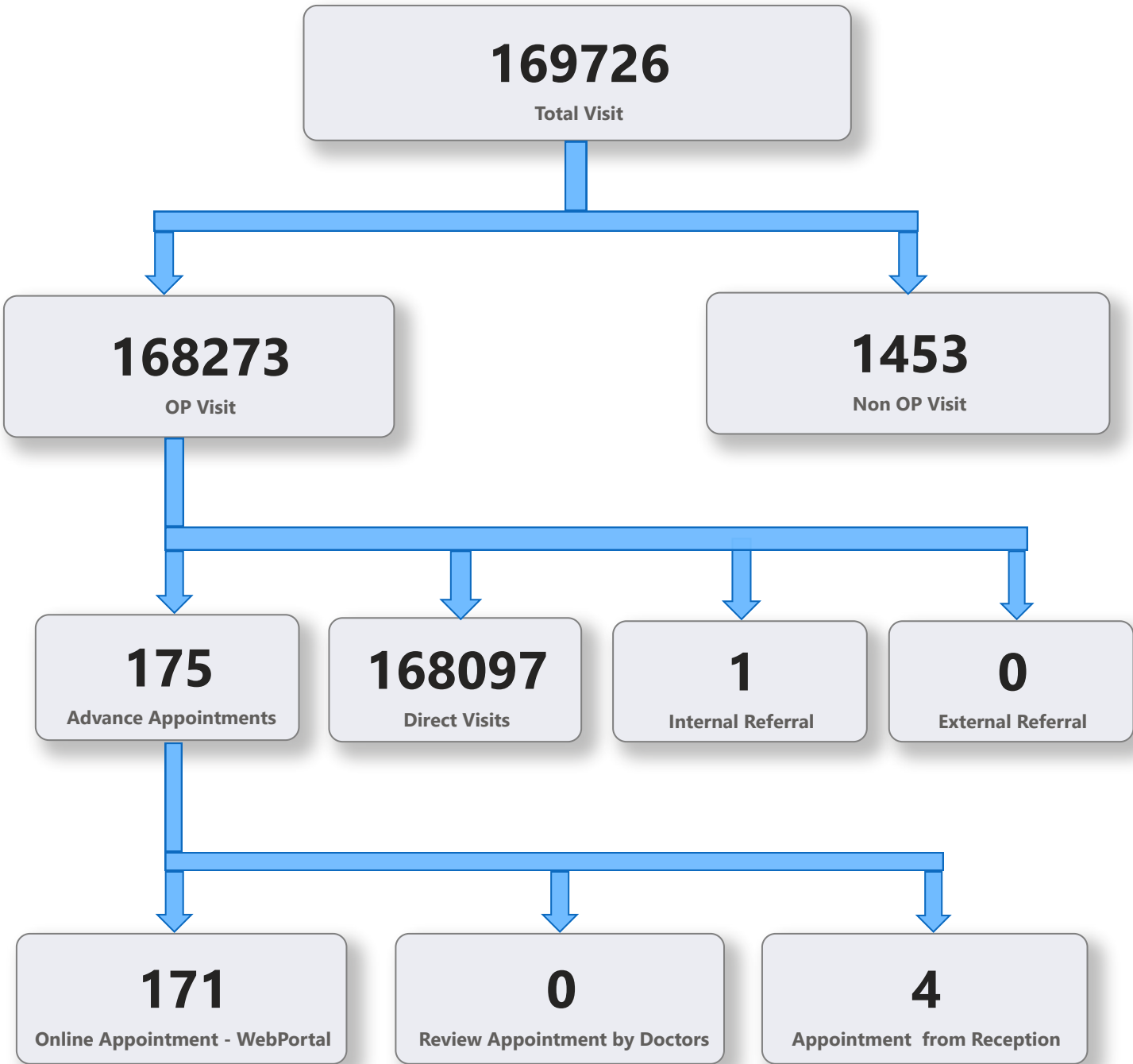
Hospital	UHID Visit %	Consultation %	Pharmacy Prescriptions %	% of Lab Orders given by Doctors
Family Health Centre Pattithara	28.57%	0.00%	0.00%	0.00%
ATTAPPADY TRIBAL TALUK SPECIALITY HOSPITAL	7.68%	0.00%	0.00%	0.00%
FAMILY HEALTH CENTRE MUTHALAMADA	15.10%	0.00%	0.00%	0.00%
Family Health Centre Vadavannur	35.76%	72.93%	0.00%	2.86%
Family Health Centre Elambulassery	13.01%	58.05%	43.05%	18.47%
Family Health Centre Kottopadam	0.55%	79.23%	78.69%	100.00%
Family Health Centre Vellinezhi	43.53%	89.48%	31.71%	39.38%
Family Health Centre Pallassana	10.47%	85.97%	0.16%	99.12%
Family Health Centre Anakkatty	68.48%	33.03%	29.09%	97.14%
FAMILY HEALTH CENTRE AYALUR	63.40%	69.51%	0.00%	100.00%
Family Health Centre Puthucode	56.69%	72.88%	66.67%	58.06%
Family Health Centre Kollengode	16.89%	90.81%	87.33%	67.30%
Family Health Centre Kalladikode	5.69%	98.68%	88.89%	100.00%
Family Health Centre Sreekrishnapuram	28.67%	99.82%	85.00%	89.76%
Family Health Centre Pudur	25.22%	98.04%	88.22%	86.93%
Family Health Centre Karakurissi	6.13%	96.53%	93.87%	100.00%
Family Health Centre Kappoor	30.29%	97.29%	88.28%	88.41%
Family Health Centre Kanjirapuzha	51.61%	79.82%	77.05%	98.84%
Family Health Centre Chalavara	29.47%	98.63%	87.64%	100.00%
Community Health Centre Nanniode	49.83%	86.35%	78.71%	100.00%
Urban Primary Health Centre Kulappully	68.21%	99.94%	89.57%	61.45%
Urban Primary Health Centre Diara Street	58.39%	89.83%	85.27%	86.78%
Family Health Centre Peringottukurissi	57.24%	88.20%	72.20%	92.69%
Family Health Centre Adakkaputhur	28.27%	97.91%	90.29%	95.42%
FAMILY HEALTH CENTRE VANNAMADA	47.66%	98.73%	89.88%	92.35%
Family Health Centre Pookkottukavu	30.22%	99.66%	93.87%	100.00%
Family Health Centre Parali	48.76%	90.07%	85.38%	91.39%
Family Health Centre Kunissery	59.74%	97.26%	86.29%	89.85%
Family Health Centre Kumbidi	51.86%	98.94%	87.92%	83.15%
FAMILY HEALTH CENTRE VANDAZHY	60.50%	96.43%	87.28%	83.20%
Family Health Centre Peruvemba	52.36%	99.16%	87.84%	98.52%
FAMILY HEALTH CENTRE NELLAYA	46.24%	97.16%	90.19%	92.03%
Family Health Centre Mathur	51.60%	99.78%	82.43%	100.00%
Family Health Centre Kumaranellur	52.72%	93.18%	90.53%	89.95%
Family Health Centre Pudukkottaiyaram	64.89%	92.74%	86.70%	93.78%
FAMILY HEALTH CENTRE MANKARA	62.30%	96.95%	92.59%	80.47%
Family Health Centre Kizhakkencherry	79.10%	98.53%	91.19%	71.07%
Family Health Centre Vaniyamkulam	64.33%	99.84%	92.01%	99.14%

4. Status of Modules Usage in Hospitals

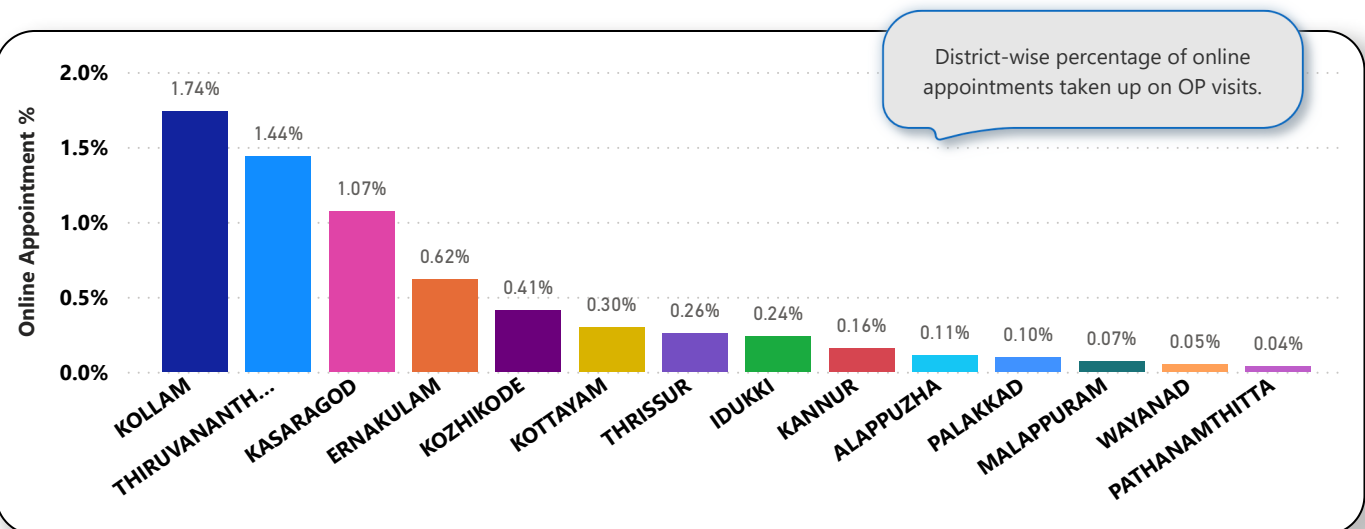
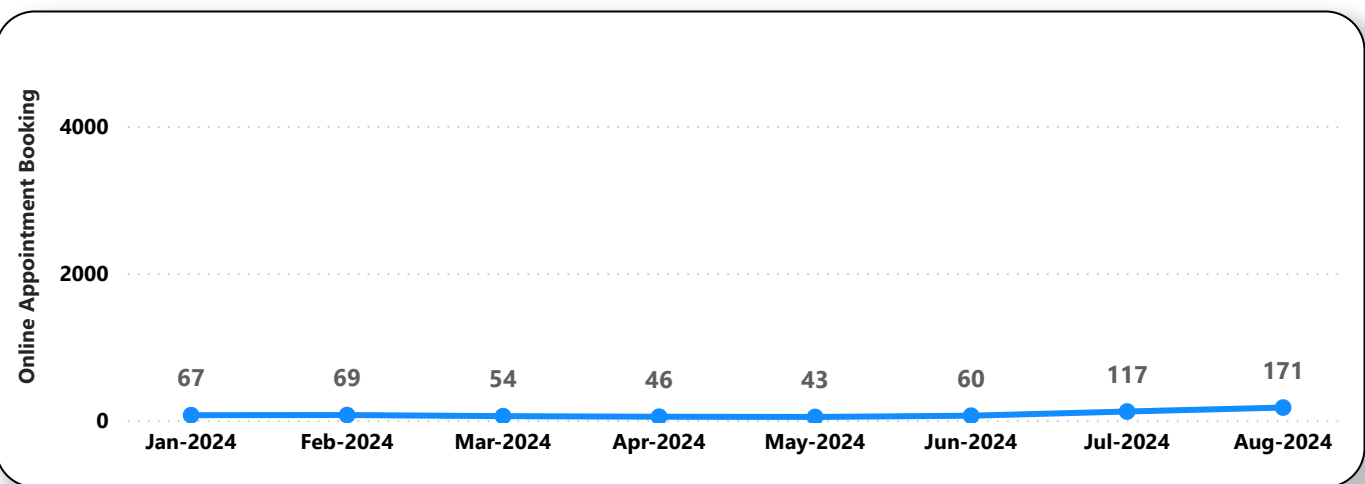
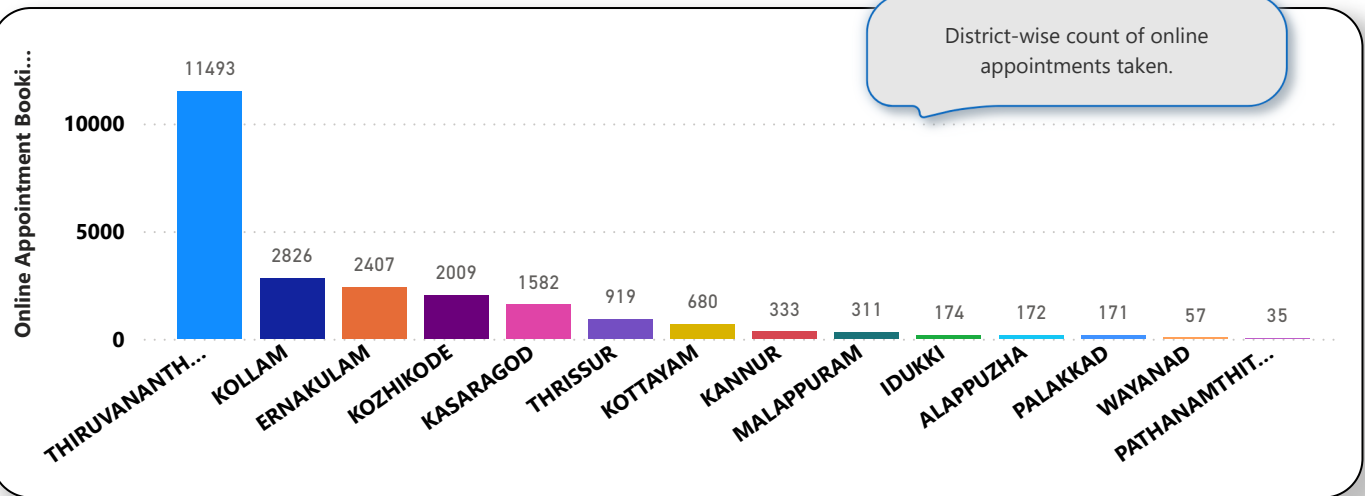
District wise status of live institutions and the count of various modules [Reception, OP Consultation, Lab, Pharmacy] started / functional. This list excludes Medical College Hospitals, CCRC and PH Labs.

District	Live Institutions	Reception	Consultation	Pharmacy	Lab
THIRUVANANTHAPURAM	100	96 (96%)	89 (89%)	72 (72%)	78 (78%)
ERNAKULAM	71	61 (86%)	45 (63%)	30 (42%)	26 (37%)
THRISSUR	69	67 (97%)	65 (94%)	59 (86%)	59 (86%)
KOZHIKODE	56	52 (93%)	47 (84%)	41 (73%)	43 (77%)
MALAPPURAM	53	52 (98%)	49 (92%)	42 (79%)	46 (87%)
PALAKKAD	44	42 (95%)	39 (89%)	36 (82%)	36 (82%)
KANNUR	42	41 (98%)	35 (83%)	32 (76%)	30 (71%)
ALAPPUZHA	31	29 (94%)	29 (94%)	29 (94%)	27 (87%)
KOTTAYAM	31	31 (100%)	30 (97%)	30 (97%)	26 (84%)
KOLLAM	30	30 (100%)	30 (100%)	30 (100%)	28 (93%)
KASARAGOD	23	22 (96%)	19 (83%)	19 (83%)	18 (78%)
IDUKKI	20	20 (100%)	19 (95%)	19 (95%)	18 (90%)
PATHANAMTHITTA	19	19 (100%)	18 (95%)	18 (95%)	14 (74%)
WAYANAD	17	17 (100%)	17 (100%)	17 (100%)	16 (94%)
Total	606	579 (96%)	531 (88%)	474 (78%)	465 (77%)

5. Appointment Booking in Hospitals (except Medical Colleges)



5. 1 Online Appointment Booking in Hospitals (except Medical Colleges)



6. eHealth Performance - Reach

