

1. eHealth Kerala - Vital Statistics

Hospital Type	Live Institutions
Family Health Centre	17
General Hospital	1
Medical College Hospital	1
Urban Primary Health Centre	1
Total	20

2. eHealth - District Ranking Matrix Based on Performance of all Institutions (except Medical Colleges)

The ranking matrix showcases the performance of districts in providing eHealth services through all institutions (excluding Medical Colleges) based on six different parameters.

These parameters include:

1.

Number of institutions where the reception module has started.
2.

Percentage of UHID Visits.
3.

Percentage of Doctor Consultations.
4.

Percentage of Pharmacy Prescriptions by doctors.
5.

Percentage of lab orders through doctors.
6.

Number of Live Institutions.

Weightage is assigned to the percentages calculated in intervals of 10. The rank is determined based on the sum of these weightages.

The top-performing districts should aim to maintain their positions, while the average and low-performing districts should strive to reach the 'top four' league.

The ranking matrix for the current month, August 2024, along with the previous two months, is provided in the table below.

District	June	July	▲ August
WAYANAD	1	1	1
PALAKKAD	1	3	2
IDUKKI	2	2	3
ALAPPUZHA	3	5	4
MALAPPURAM	3	4	4
THRISSUR	3	4	4
KANNUR	3	4	5
KOLLAM	4	6	6
KOTTAYAM	6	6	6
PATHANAMTHITTA	5	7	7
KOZHIKODE	6	8	8
THIRUVANANTHAPURAM	8	9	9
KASARAGOD	7	10	10
ERNAKULAM	9	11	11

- Best performing
- Average performing
- Low performing

3. eHealth - Institution Level Ranking (except Medical Colleges)

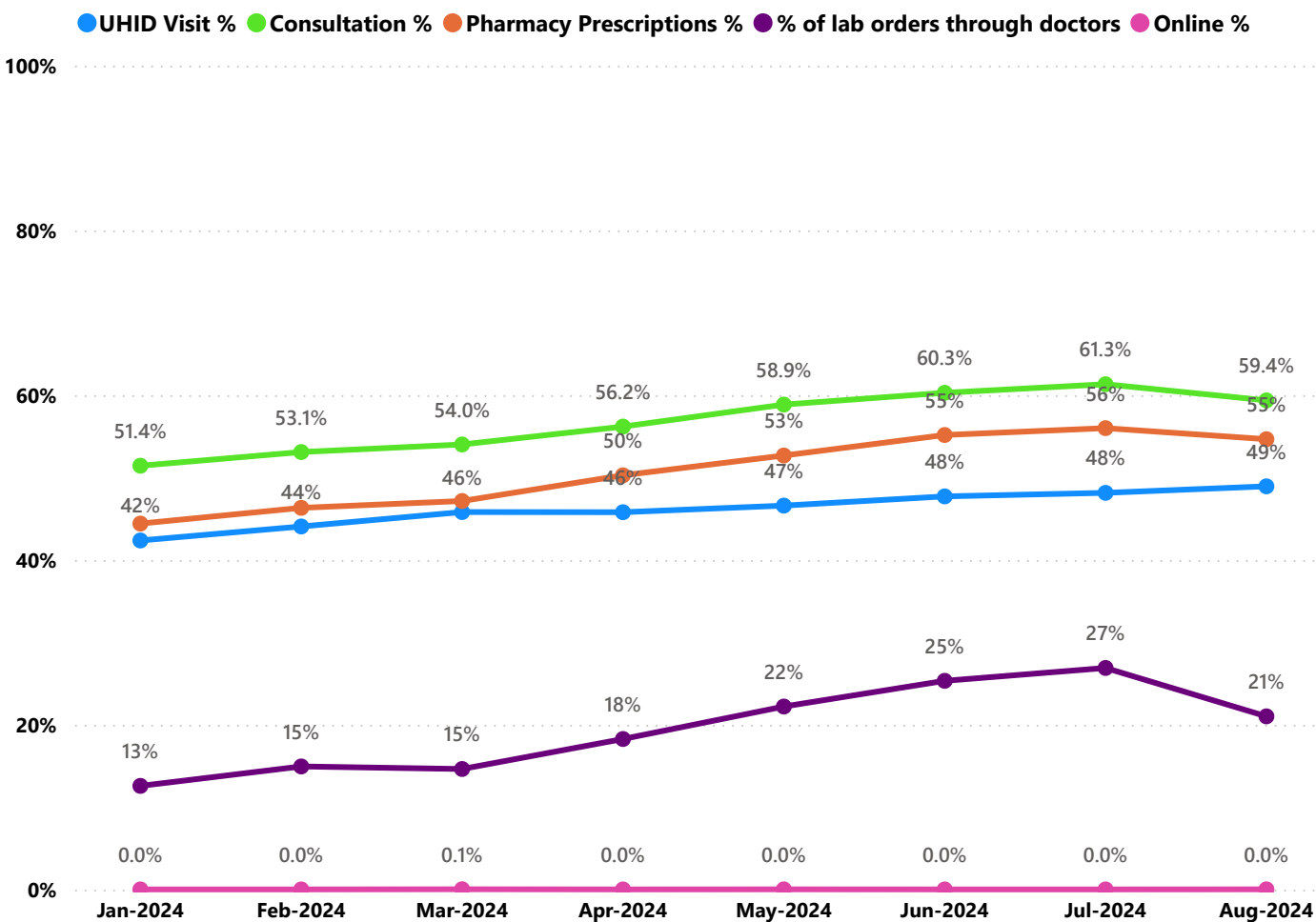
Hospital	Rank
FAMILY HEALTH CENTRE VADASSERIKKARA	1
FAMILY HEALTH CENTRE ANICADU	2
FAMILY HEALTH CENTRE THANNITHODE	2
FAMILY HEALTH CENTRE MEZHUVELI	3
URBAN FAMILY HEALTH CENTRE THIRUVALLA	3
FAMILY HEALTH CENTRE KOTTANGAL	4
FAMILY HEALTH CENTRE EZHAMKULAM	5
FAMILY HEALTH CENTRE KOIPURAM	5
FAMILY HEALTH CENTRE OTHERA	5
FAMILY HEALTH CENTRE PALLICKAL	5
FAMILY HEALTH CENTRE CHANDANAPPALLY	6
FAMILY HEALTH CENTRE KADAMMANITTA	6
FAMILY HEALTH CENTRE PANDALAM	6
FAMILY HEALTH CENTRE CHENNEERKARA	7
FAMILY HEALTH CENTRE NARANAMMOOZHY	7
FAMILY HEALTH CENTRE NIRANAM	7
FAMILY HEALTH CENTRE VECHOOCHIRA	7
FAMILY HEALTH CENTRE CHITTAR	8
GENERAL HOSPITAL PATHANAMTHITTA	9

3.1 eHealth Performance - Reception Module

Reception Module is considered to be functional in an institution only if the number of total visits for the month is of minimum 500.

District	Institution Count	Institutions with Reception	% of institutions with Reception
IDUKKI	20	20	100.00%
KOLLAM	30	30	100.00%
KOTTAYAM	31	31	100.00%
PATHANAMTHITTA	19	19	100.00%
MALAPPURAM	53	52	98.11%
KANNUR	42	41	97.62%
THRISSUR	69	67	97.10%
KASARAGOD	23	22	95.65%
PALAKKAD	44	42	95.45%
WAYANAD	18	17	94.44%
ALAPPUZHA	31	29	93.55%
THIRUVANANTHAPURAM	100	93	93.00%
KOZHIKODE	56	52	92.86%
ERNAKULAM	72	61	84.72%

3.2 e-Health Performance Trend



- UHID Visit % is calculated as $(UHID\ Visits / Total\ Visit) * 100$
- Consultation % is calculated as $(Doctor\ Consultation / OP\ Visits) * 100$
- Pharmacy % is calculated as $(Pharmacy\ Prescriptions / Total\ OP\ Visits) * 100$
- Lab % is calculated as $(Lab\ orders\ given\ by\ doctors / Total\ Lab\ Orders) * 100$
- Online % is calculated as $(Online\ appointments\ via\ web\ portal / Total\ OP\ Visits) * 100$

3.3 e-Health Performance Indicators

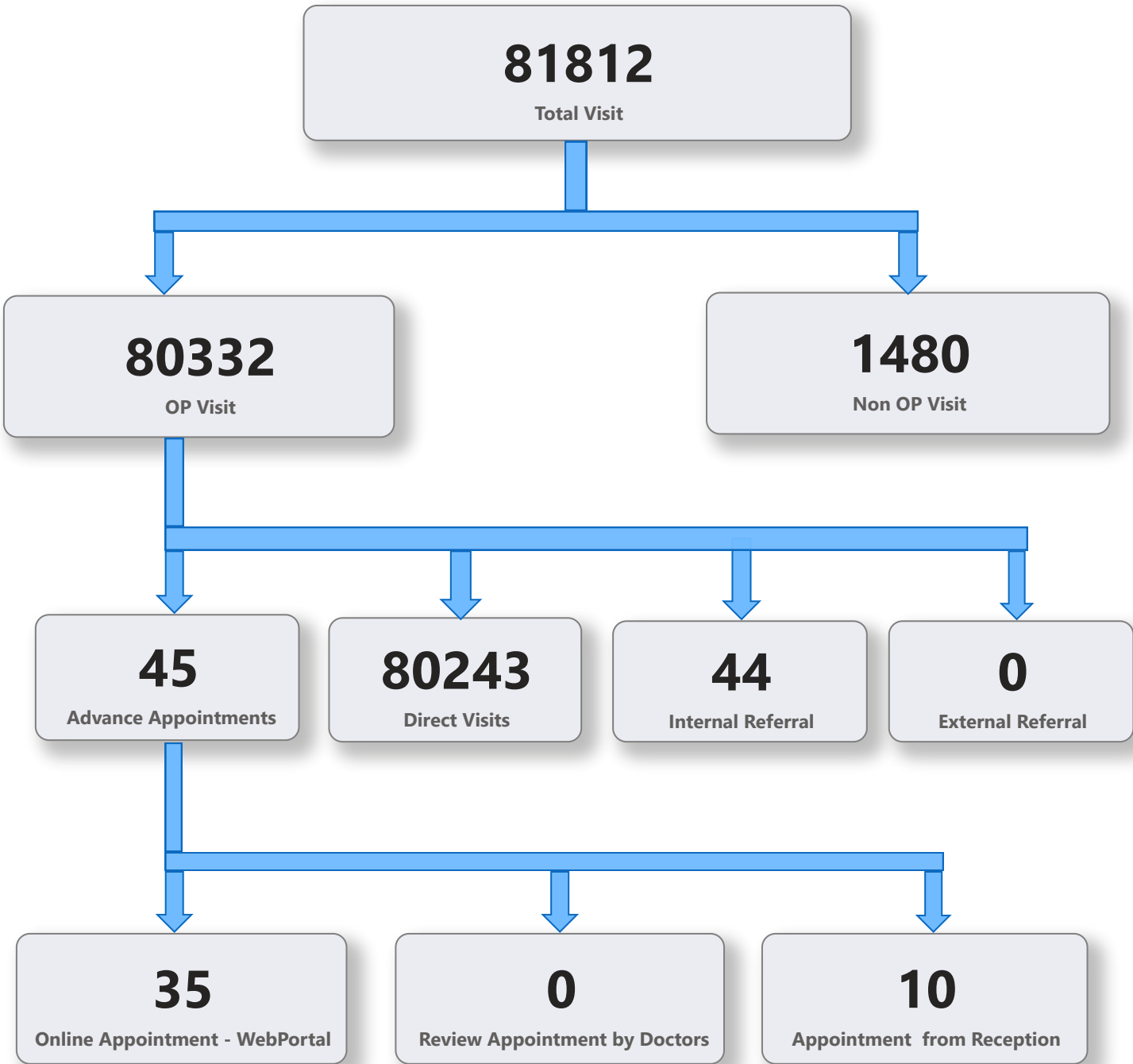
Hospital	UHID Visit %	Consultation %	Pharmacy Prescriptions %	% of Lab Orders given by Doctors
FAMILY HEALTH CENTRE VADASSERIKKARA	82.14%	97.11%	91.08%	100.00%
FAMILY HEALTH CENTRE ANICADU	89.04%	93.44%	100.00%	78.16%
FAMILY HEALTH CENTRE THANNITHODE	82.08%	88.81%	81.82%	92.73%
FAMILY HEALTH CENTRE MEZHUVELI	83.24%	98.53%	95.54%	66.67%
URBAN FAMILY HEALTH CENTRE THIRUVALLA	73.14%	88.64%	85.62%	94.31%
FAMILY HEALTH CENTRE KOTTANGAL	88.19%	98.92%	90.57%	57.43%
FAMILY HEALTH CENTRE EZHAMKULAM	70.31%	98.97%	90.19%	58.16%
FAMILY HEALTH CENTRE KOIPURAM	66.37%	99.09%	88.76%	77.42%
FAMILY HEALTH CENTRE OTHERA	59.33%	94.32%	85.54%	84.91%
FAMILY HEALTH CENTRE PALLICKAL	82.39%	99.82%	94.34%	41.98%
FAMILY HEALTH CENTRE CHANDANAPPALLY	57.11%	97.99%	86.85%	64.58%
FAMILY HEALTH CENTRE KADAMMANITTA	68.48%	74.10%	69.27%	100.00%
FAMILY HEALTH CENTRE PANDALAM	55.08%	98.54%	78.99%	73.86%
FAMILY HEALTH CENTRE CHENNEERKARA	61.52%	97.54%	87.19%	37.26%
FAMILY HEALTH CENTRE NARANAMMOOZHY	88.06%	99.65%	96.89%	0.00%
FAMILY HEALTH CENTRE NIRANAM	54.74%	93.19%	82.64%	46.12%
FAMILY HEALTH CENTRE VECHOOCHIRA	60.11%	86.81%	85.09%	43.08%
FAMILY HEALTH CENTRE CHITTAR	78.80%	72.65%	70.95%	46.25%
GENERAL HOSPITAL PATHANAMTHITTA	10.48%	0.00%	0.00%	0.00%

4. Status of Modules Usage in Hospitals

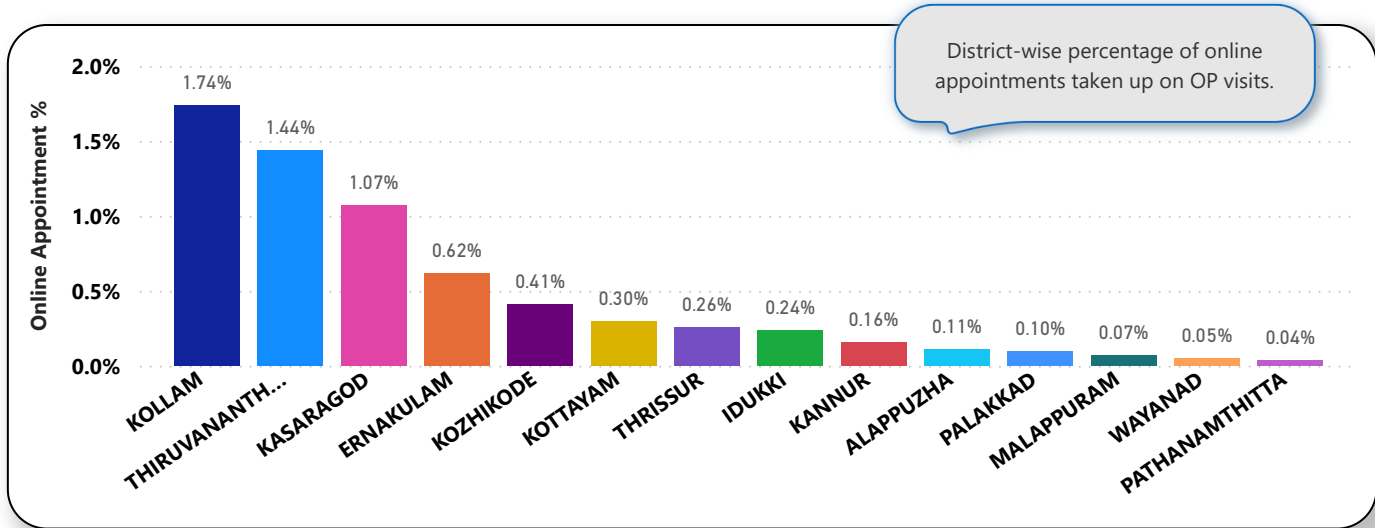
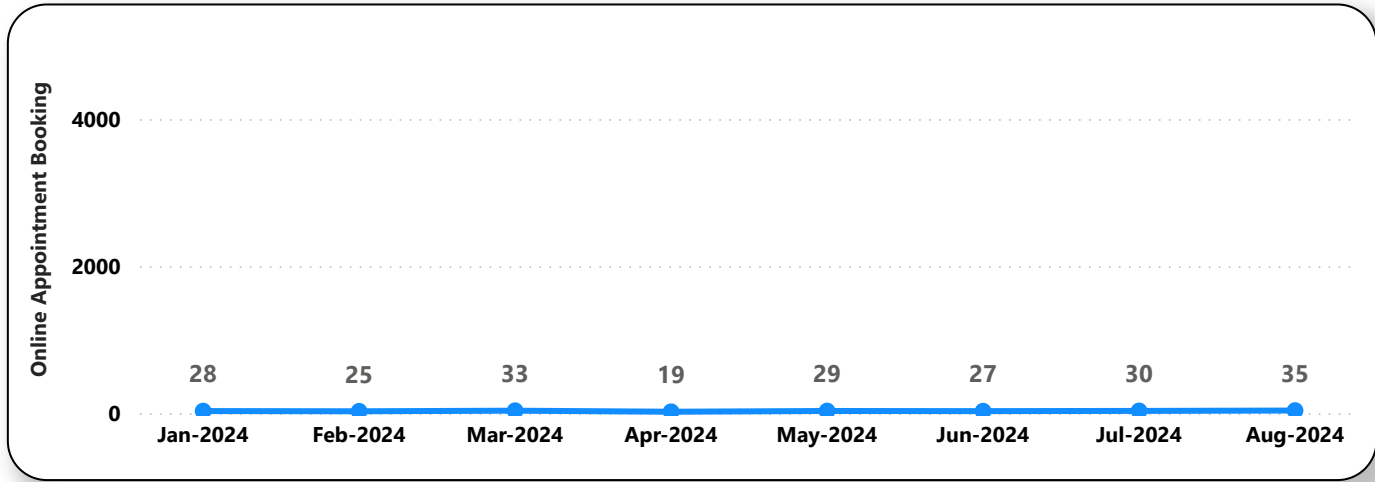
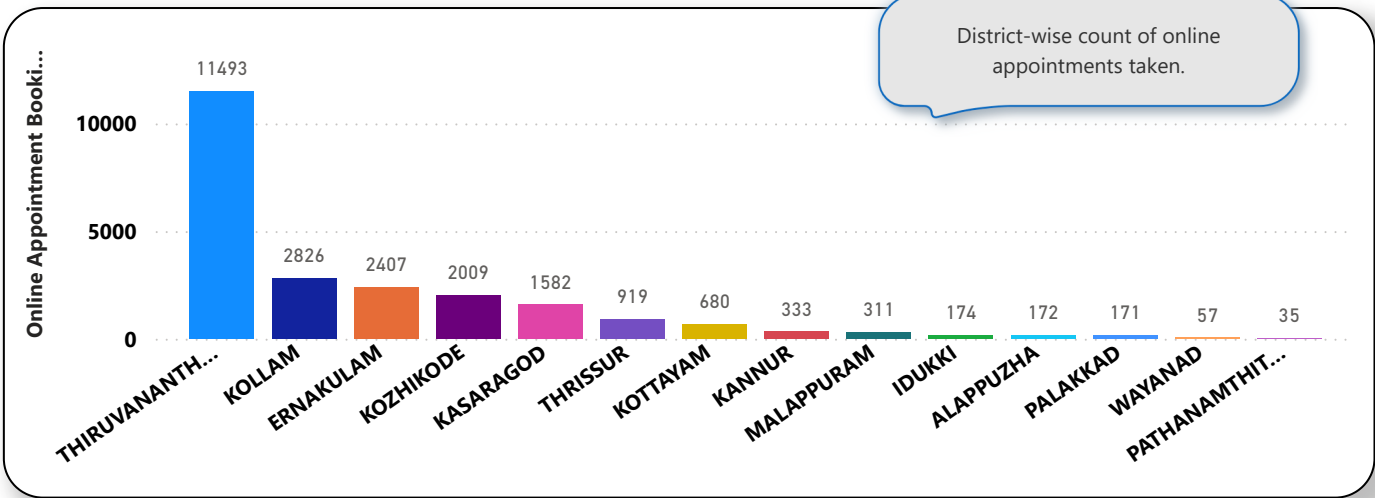
District wise status of live institutions and the count of various modules [Reception, OP Consultation, Lab, Pharmacy] started / functional. This list excludes Medical College Hospitals, CCRC and PH Labs.

District	Live Institutions	Reception	Consultation	Pharmacy	Lab
THIRUVANANTHAPURAM	100	96 (96%)	89 (89%)	72 (72%)	78 (78%)
ERNAKULAM	71	61 (86%)	45 (63%)	30 (42%)	26 (37%)
THRISSUR	69	67 (97%)	65 (94%)	59 (86%)	59 (86%)
KOZHIKODE	56	52 (93%)	47 (84%)	41 (73%)	43 (77%)
MALAPPURAM	53	52 (98%)	49 (92%)	42 (79%)	46 (87%)
PALAKKAD	44	42 (95%)	39 (89%)	36 (82%)	36 (82%)
KANNUR	42	41 (98%)	35 (83%)	32 (76%)	30 (71%)
ALAPPUZHA	31	29 (94%)	29 (94%)	29 (94%)	27 (87%)
KOTTAYAM	31	31 (100%)	30 (97%)	30 (97%)	26 (84%)
KOLLAM	30	30 (100%)	30 (100%)	30 (100%)	28 (93%)
KASARAGOD	23	22 (96%)	19 (83%)	19 (83%)	18 (78%)
IDUKKI	20	20 (100%)	19 (95%)	19 (95%)	18 (90%)
PATHANAMTHITTA	19	19 (100%)	18 (95%)	18 (95%)	14 (74%)
WAYANAD	17	17 (100%)	17 (100%)	17 (100%)	16 (94%)
Total	606	579 (96%)	531 (88%)	474 (78%)	465 (77%)

5. Appointment Booking in Hospitals (except Medical Colleges)



5. 1 Online Appointment Booking in Hospitals (except Medical Colleges)



6. eHealth Performance - Reach

