

1. eHealth Kerala - Vital Statistics

Hospital Type	Live Institutions
Family Health Centre	467
Urban Primary Health Centre	50
Community Health Centre	30
Medical College Hospital	16
Taluk Headquarters Hospital	13
General Hospital	12
Taluk Hospital	11
District Hospital	8
Specialty Hospital - Women Children	7
Primary Health Centre	4
Public Health Laboratory	2
Specialty Hospital	2
District TB Centre	1
Empanelled Diagnostic Centre	1
Government Dispensary	1
Specialty Hospital - Mental Health	1
Specialty Hospital - Pulmonary Medicine	1
Total	627

2. eHealth - District Ranking Matrix Based on Performance of all Institutions (except Medical Colleges)

The ranking matrix showcases the performance of districts in providing eHealth services through all institutions (excluding Medical Colleges) based on six different parameters.

These parameters include:

1.

Number of institutions where the reception module has started.
2.

Percentage of UHID Visits.
3.

Percentage of Doctor Consultations.
4.

Percentage of Pharmacy Prescriptions by doctors.
5.

Percentage of lab orders through doctors.
6.

Number of Live Institutions.

Weightage is assigned to the percentages calculated in intervals of 10. The rank is determined based on the sum of these weightages.

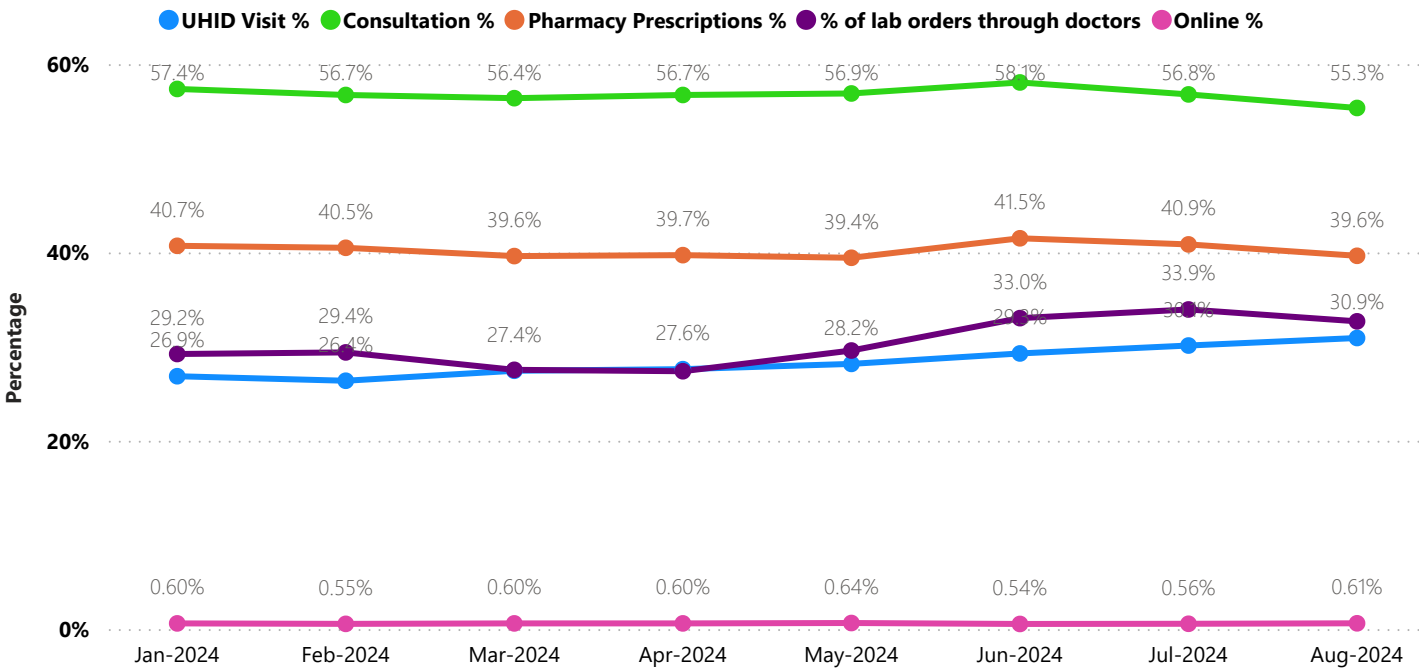
The top-performing districts should aim to maintain their positions, while the average and low-performing districts should strive to reach the 'top four' league.

The ranking matrix for the current month, August 2024, along with the previous two months, is provided in the table below.

District	June	July	August
WAYANAD	1	1	1
PALAKKAD	1	3	2
IDUKKI	2	2	3
ALAPPUZHA	3	5	4
MALAPPURAM	3	4	4
THRISSUR	3	4	4
KANNUR	3	4	5
KOLLAM	4	6	6
KOTTAYAM	6	6	6
PATHANAMTHITTA	5	7	7
KOZHIKODE	6	8	8
THIRUVANANTHAPURAM	8	9	9
KASARAGOD	7	10	10
ERNAKULAM	9	11	11

- Best performing
- Average performing
- Low performing

3. eHealth - State Performance Trend (except Medical Colleges)



3. eHealth - Institution Level Ranking (except Medical Colleges)

Hospital	State Rank
FAMILY HEALTH CENTRE ENGANDIYUR	1
FAMILY HEALTH CENTRE VAZHOOR	1
Family Health Centre Kavassery	2
Family Health Centre Keralassery	2
FAMILY HEALTH CENTRE MOONNILAVU	2
FAMILY HEALTH CENTRE PURAKKAD	2
FAMILY HEALTH CENTRE THAIKKAD	2
FAMILY HEALTH CENTRE VADASSERIKKARA	2
FAMILY HEALTH CENTER NOOLPUZHA	3
FAMILY HEALTH CENTRE ARTHAT	3
FAMILY HEALTH CENTRE EDAVILANGU	3
FAMILY HEALTH CENTRE ELAMDESOM	3
FAMILY HEALTH CENTRE KARTHIKAPPALLY	3
FAMILY HEALTH CENTRE MOORKKANAD	3
Family Health Centre Ozhalapathy	3
FAMILY HEALTH CENTRE PULIKKAL	3
FAMILY HEALTH CENTRE PUNNAPRA NORTH	3
FAMILY HEALTH CENTRE THIRUNAVAYA	3
FAMILY HEALTH CENTRE VETTAKKAL	3
FAMILY HEALTH CENTRE ALAKODE	4
FAMILY HEALTH CENTRE ANICADU	4
FAMILY HEALTH CENTRE ARAKULAM	4
FAMILY HEALTH CENTRE CHERUKAVU	4
FAMILY HEALTH CENTRE ENNAPPARA	4
FAMILY HEALTH CENTRE EZHUKONE	4
FAMILY HEALTH CENTRE KADUTHURUTHY	4
FAMILY HEALTH CENTRE KANDALLOOR	4
FAMILY HEALTH CENTRE KARIMKUNNAM	4
FAMILY HEALTH CENTRE KOTTATHARA	4
FAMILY HEALTH CENTRE KUDAYATHUR	4
FAMILY HEALTH CENTRE KUMBADAJE	4
FAMILY HEALTH CENTRE KURUPPANTHARA	4
family Health Centre Kuthanur	4
FAMILY HEALTH CENTRE MADIKAI	4
FAMILY HEALTH CENTRE MANNUR	4
Family Health Centre Pallippuram	4
FAMILY HEALTH CENTRE POOMANGALAM	4
FAMILY HEALTH CENTRE POOTHADI	4

Hospital	State Rank
COMMUNITY HEALTH CENTRE CHENGAMANAD	42
COMMUNITY HEALTH CENTRE VELLANAD	42
FAMILY HEALTH CENTRE ALANGAD	42
FAMILY HEALTH CENTRE CHANGAROTH	42
FAMILY HEALTH CENTRE CHERUTHANA	42
FAMILY HEALTH CENTRE EDATHALA	42
FAMILY HEALTH CENTRE KARASSERY	42
FAMILY HEALTH CENTRE MADAKATHARA	42
FAMILY HEALTH CENTRE MALAYATTOR	42
FAMILY HEALTH CENTRE PANATHUR	42
FAMILY HEALTH CENTRE PERUVANNAMUZH	42
FAMILY HEALTH CENTRE VALAKOM	42
FAMILY HEALTH CENTRE VELI	42
MENTAL HEALTH CENTRE PEROORKADA	42
URBAN PRIMARY HEALTH CENTRE KOLASSERY	42
URBAN PRIMARY HEALTH CENTRE THAMMANAM	42
WOMEN AND CHILDREN HOSPITAL KOZHIKODE	42
FAMILY HEALTH CENTRE PINDIMANA	41
Family Health Centre Pattithara	40
FAMILY HEALTH CENTRE KADANGODE	39
FAMILY HEALTH CENTRE AROOR	38
FAMILY HEALTH CENTRE CHELLANAM	38
FAMILY HEALTH CENTRE CHERANELLOORE	38
FAMILY HEALTH CENTRE NAYARAMBALM	38
FAMILY HEALTH CENTRE UZHAMALAKKAL	38
FAMILY HEALTH CENTRE VATTAMKULAM	38
ATTAPPADY TRIBAL TALUK SPECIALITY HOSPITAL	37
COMMUNITY HEALTH CENTRE CHERPU	37
DISTRICT HOSPITAL KANNUR	37
DISTRICT HOSPITAL NEDUMANGAD	37
DISTRICT HOSPITAL TIRUR	37
FAMILY HEALTH CENTRE GOTHURUTH	37
FAMILY HEALTH CENTRE KOTTAYAM MALABAR	37
FAMILY HEALTH CENTRE KUTTAMPUZHA	37
FAMILY HEALTH CENTRE THIRUVANKULAM	37
FAMILY HEALTH CENTRE THIRUVILWAMALA	37
FHC PANANGAD	37

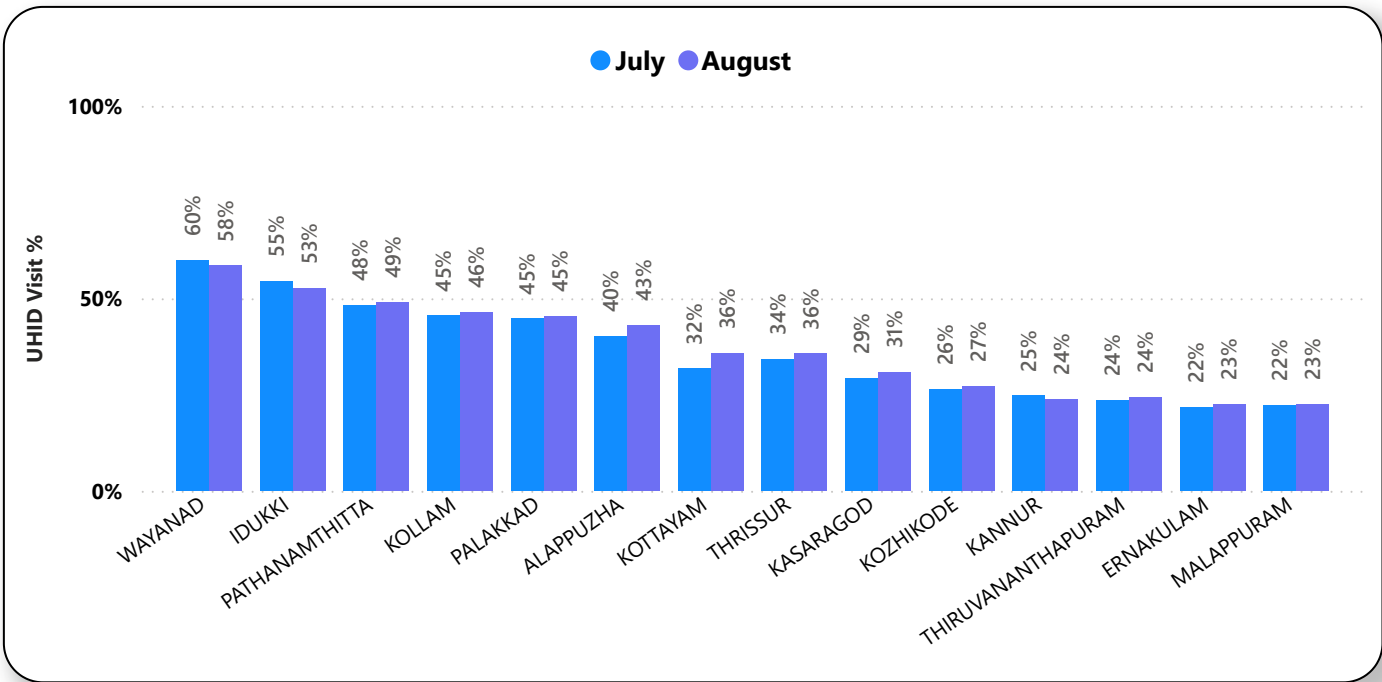
3.1 eHealth Performance - Reception Module

Reception Module is considered to be functional in an institution only if the number of total visits for the month is of minimum 500. The live institution count excludes CCRC and PH labs.

District	Live Institutions	Institutions with Reception	% of institutions with Reception
IDUKKI	20	20	100.00%
KOLLAM	30	30	100.00%
KOTTAYAM	31	31	100.00%
PATHANAMTHITTA	19	19	100.00%
WAYANAD	17	17	100.00%
MALAPPURAM	53	52	98.11%
KANNUR	42	41	97.62%
THRISSUR	69	67	97.10%
THIRUVANANTHAPURAM	100	96	96.00%
KASARAGOD	23	22	95.65%
PALAKKAD	44	42	95.45%
ALAPPUZHA	31	29	93.55%
KOZHIKODE	56	52	92.86%
ERNAKULAM	71	61	85.92%
Total	606	579	95.54%

3.2 e-Health Performance - UHID Visits

UHID Visit % is calculated as (UHID Visits / Total Visit) *100



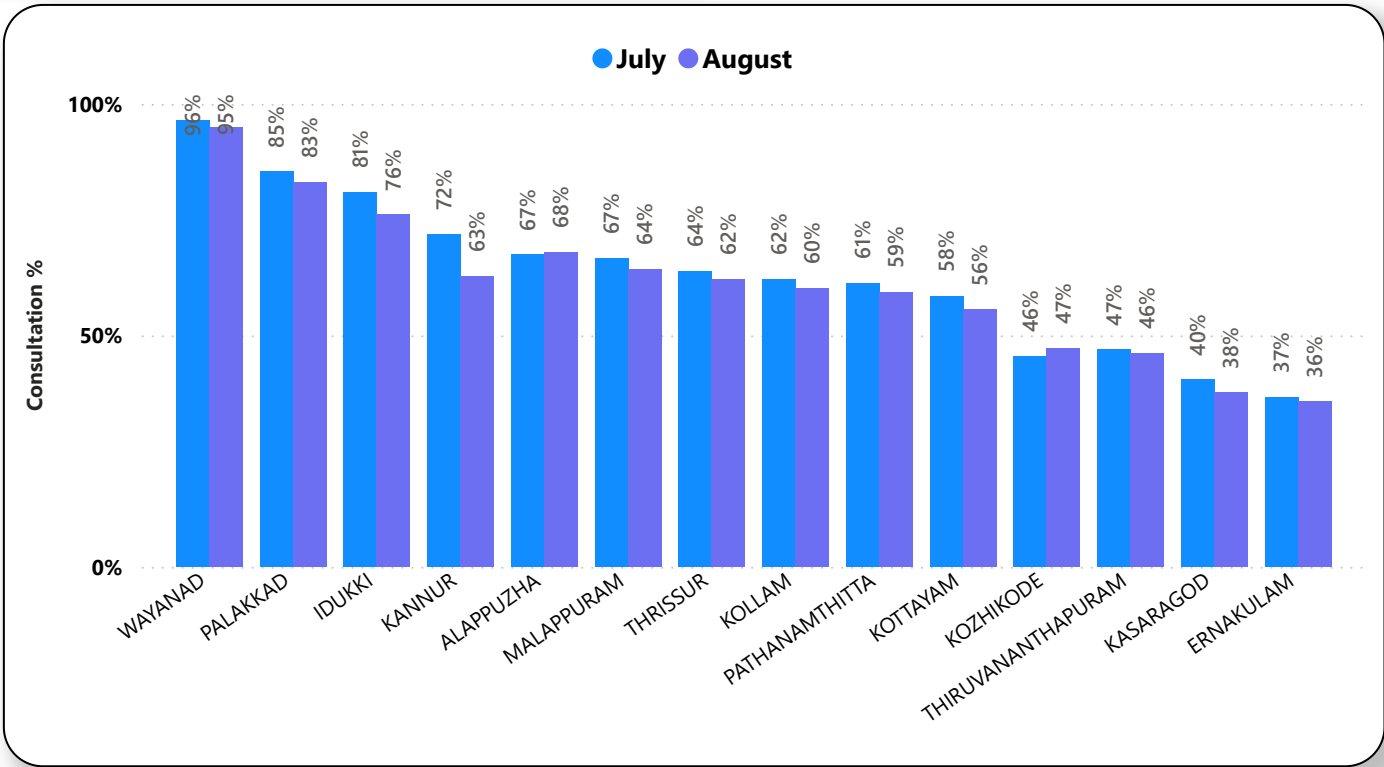
Institutions based on UHID Visits

Hospital	UHID Visit %
FAMILY HEALTH CENTRE VAZHOOR	96.27%
FAMILY HEALTH CENTRE ANAKUDY	96.03%
FAMILY HEALTH CENTRE THAIKKAD	92.04%
FAMILY HEALTH CENTRE ENGANDIYUR	91.75%
Family Health Centre Kavassery	90.16%
FAMILY HEALTH CENTRE UMMANNOOR	89.88%
FAMILY HEALTH CENTRE VETTAKKAL	89.09%
FAMILY HEALTH CENTRE ANICADU	89.04%
FAMILY HEALTH CENTRE KOTTANGAL	88.19%
FAMILY HEALTH CENTRE NARANAMMOOZHY	88.06%
FAMILY HEALTH CENTRE VELLAVOOR	87.82%
FAMILY HEALTH CENTRE PURAKKAD	87.09%
FAMILY HEALTH CENTRE MOONNILAVU	86.92%
FAMILY HEALTH CENTRE MANNUR	86.90%
Family Health Centre Keralassery	86.87%
FAMILY HEALTH CENTRE BELLUR	85.65%

Hospital	UHID Visit %
COMMUNITY HEALTH CENTRE CHENGAMANAD	0.00%
COMMUNITY HEALTH CENTRE VELLANAD	0.00%
FAMILY HEALTH CENTRE ALANGAD	0.00%
FAMILY HEALTH CENTRE CHANGAROTH	0.00%
FAMILY HEALTH CENTRE CHERUTHANA	0.00%
FAMILY HEALTH CENTRE EDATHALA	0.00%
FAMILY HEALTH CENTRE KARASSERY	0.00%
FAMILY HEALTH CENTRE MADAKATHARA	0.00%
FAMILY HEALTH CENTRE MALAYATTOR	0.00%
FAMILY HEALTH CENTRE PANATHUR	0.00%
FAMILY HEALTH CENTRE PERUVANNAMUZHI	0.00%
FAMILY HEALTH CENTRE VALAKOM	0.00%
FAMILY HEALTH CENTRE VELI	0.00%
FAMILY HEALTH CENTRE VELIYANCODE	0.00%
MENTAL HEALTH CENTRE PEROORKADA	0.00%

3.3 e-Health Performance - Doctor Consultation

Consultation % is calculated as (Doctor Consultation / OP Visits) *100



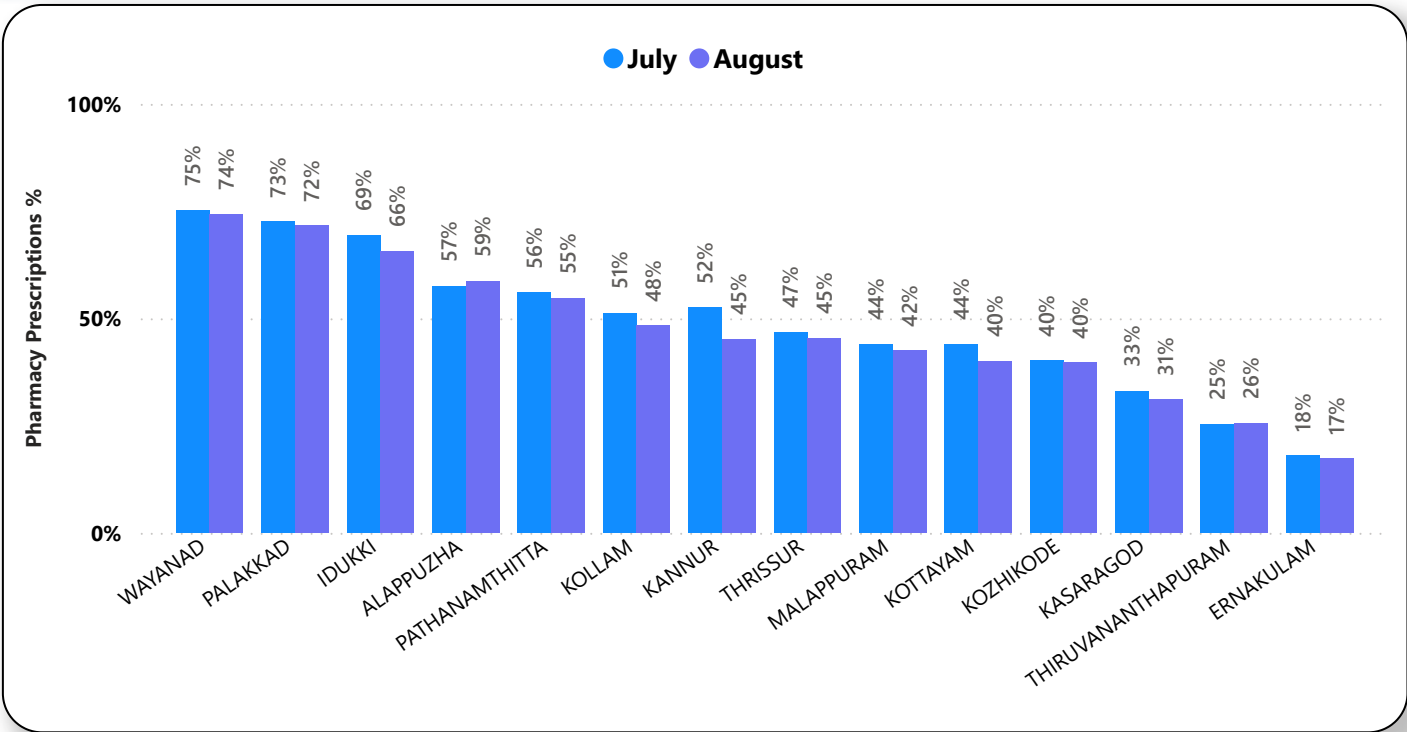
Doctor Consultation Percentage in all Institutions

Hospital	Doctor Consultation %
URBAN PRIMARY HEALTH CENTRE MAMBAZHAKKARA	100.00%
FAMILY HEALTH CENTRE AMACHAL NEW	99.97%
FAMILY HEALTH CENTRE CHERUKAVU	99.97%
FAMILY HEALTH CENTRE PARASUVAIKKAL PARASALA	99.96%
FAMILY HEALTH CENTRE KOLLAYIL	99.95%
FAMILY HEALTH CENTRE UDAYANAPURAM	99.94%
Urban Primary Health Centre Kulappully	99.94%
FAMILY HEALTH CENTRE POOTHADI	99.93%
FAMILY HEALTH CENTRE CHETHALAYAM	99.89%
FAMILY HEALTH CENTRE A R NAGAR	99.88%
FAMILY HEALTH CENTRE ARIKKULAM	99.87%
Family Health Centre Kavassery	99.87%
Family Health Centre Vaniyamkulam	99.84%

Hospital	Doctor Consultation %
ATTAPPADY TRIBAL TALUK SPECIALITY HOSPITAL	0.00%
COMMUNITY HEALTH CENTRE CHENGAMANAD	0.00%
COMMUNITY HEALTH CENTRE CHERPU	0.00%
COMMUNITY HEALTH CENTRE KALLARA	0.00%
COMMUNITY HEALTH CENTRE POOTHOTTA	0.00%
COMMUNITY HEALTH CENTRE VELLANAD	0.00%
DISTRICT HOSPITAL KANNUR	0.00%
DISTRICT HOSPITAL TIRUR	0.00%
FAMILY HEALTH CENTER ELOOR	0.00%
FAMILY HEALTH CENTRE AJANUR	0.00%
FAMILY HEALTH CENTRE ALANGAD	0.00%
FAMILY HEALTH CENTRE AROOR	0.00%

3.4 e-Health Performance - Pharmacy Usage

Pharmacy % is calculated as (Pharmacy Prescriptions/ Total OP Visits) *100



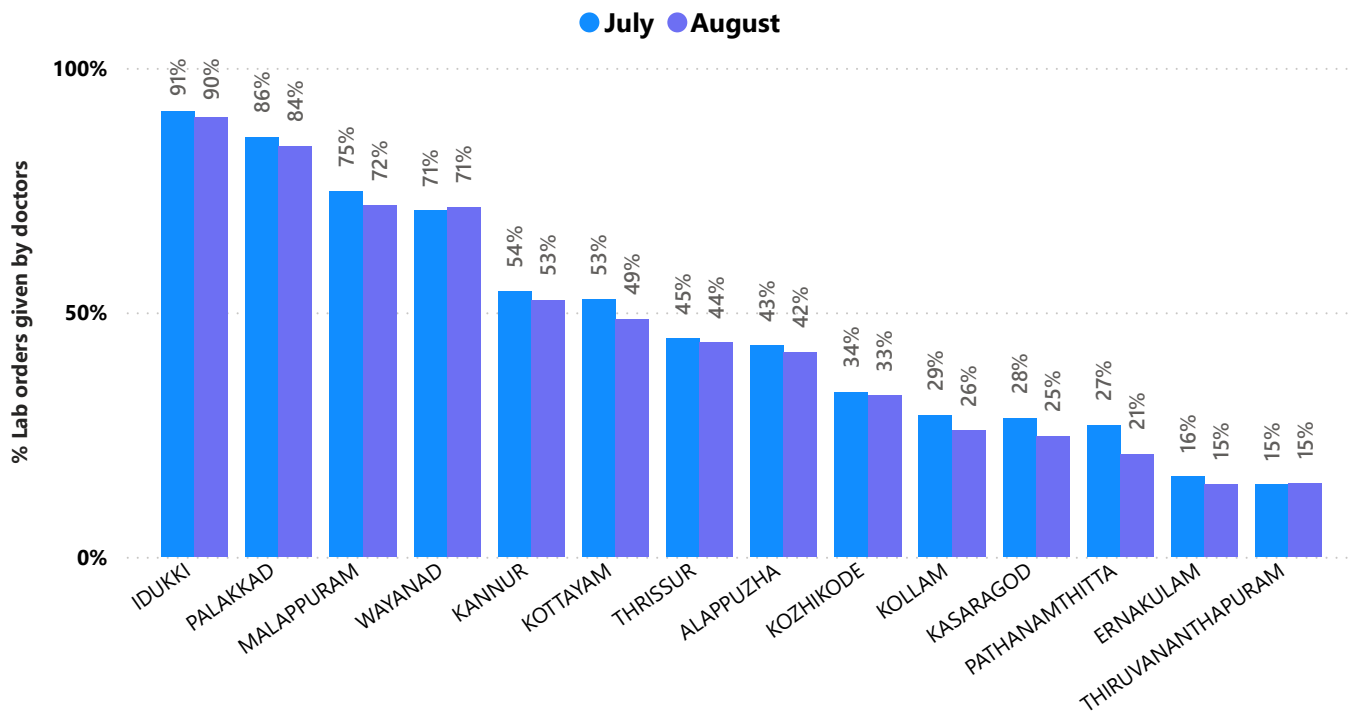
Pharmacy Usage in all Institutions

Hospital	Pharmacy Usage %
FAMILY HEALTH CENTRE ANICADU	100.00%
FAMILY HEALTH CENTRE BRAHMAMANGALAM	100.00%
FAMILY HEALTH CENTRE MOONNILAVU	100.00%
FAMILY HEALTH CENTRE PAIPPAD	100.00%
FAMILY HEALTH CENTRE PARAMPUZHA	100.00%
FAMILY HEALTH CENTRE UDAYANAPURAM	100.00%
FAMILY HEALTH CENTRE VELLAVOOR	100.00%
URBAN PRIMARY HEALTH CENTRE NILESHWARAM	100.00%
FAMILY HEALTH CENTRE VAZHOOR	99.51%
FAMILY HEALTH CENTRE MUTHOLY	98.93%
FAMILY HEALTH CENTRE SREENARAYANAPURAM	96.97%
URBAN PRIMARY HEALTH CENTRE PERUNNA	96.92%
FAMILY HEALTH CENTRE	96.89%

Hospital	Pharmacy Usage %
ATTAPPADY TRIBAL TALUK SPECIALITY HOSPITAL	0.00%
COMMUNITY HEALTH CENTRE PATTIAM	0.00%
COMMUNITY HEALTH CENTRE CHENGAMANAD	0.00%
COMMUNITY HEALTH CENTRE CHERPU	0.00%
COMMUNITY HEALTH CENTRE KALLARA	0.00%
COMMUNITY HEALTH CENTRE MULLASSERY	0.00%
COMMUNITY HEALTH CENTRE PAZHANJI	0.00%
COMMUNITY HEALTH CENTRE POOTHOTTA	0.00%
COMMUNITY HEALTH CENTRE VELLANAD	0.00%
DISTRICT HOSPITAL KANNUR	0.00%
DISTRICT HOSPITAL NEDUMANGAD	0.00%
DISTRICT HOSPITAL TIRUR	0.00%
FAMILY HEALTH CENTER ELOOR	0.00%

3.5 e-Health Performance - Lab Usage

Lab % is calculated as (Lab orders given by doctors / Total Lab Orders) *100



Lab Usage in all Institutions

Hospital	Lab Usage %
COASTAL SPECIALITY HOSPITAL VALIYATHURA	100.00%
Community Health Centre Nanniode	100.00%
COMMUNITY HEALTH CENTRE RAMAMANGALAM	100.00%
DISTRICT HOSPITAL ALUVA	100.00%
DISTRICT HOSPITAL KANHANGAD	100.00%
DISTRICT TB CENTRE THIRUVANANTHAPURAM	100.00%
FAMILY HEALTH CENTRE ADAT	100.00%
FAMILY HEALTH CENTRE ARAKULAM	100.00%
FAMILY HEALTH CENTRE ARATTUPUZHA	100.00%
FAMILY HEALTH CENTRE AVOLY	100.00%
FAMILY HEALTH CENTRE AYALUR	100.00%
Family Health Centre Chalavara	100.00%
FAMILY HEALTH CENTRE CHERUNNIYOOR	100.00%
FAMILY HEALTH CENTRE CHERUVATTOOR	100.00%

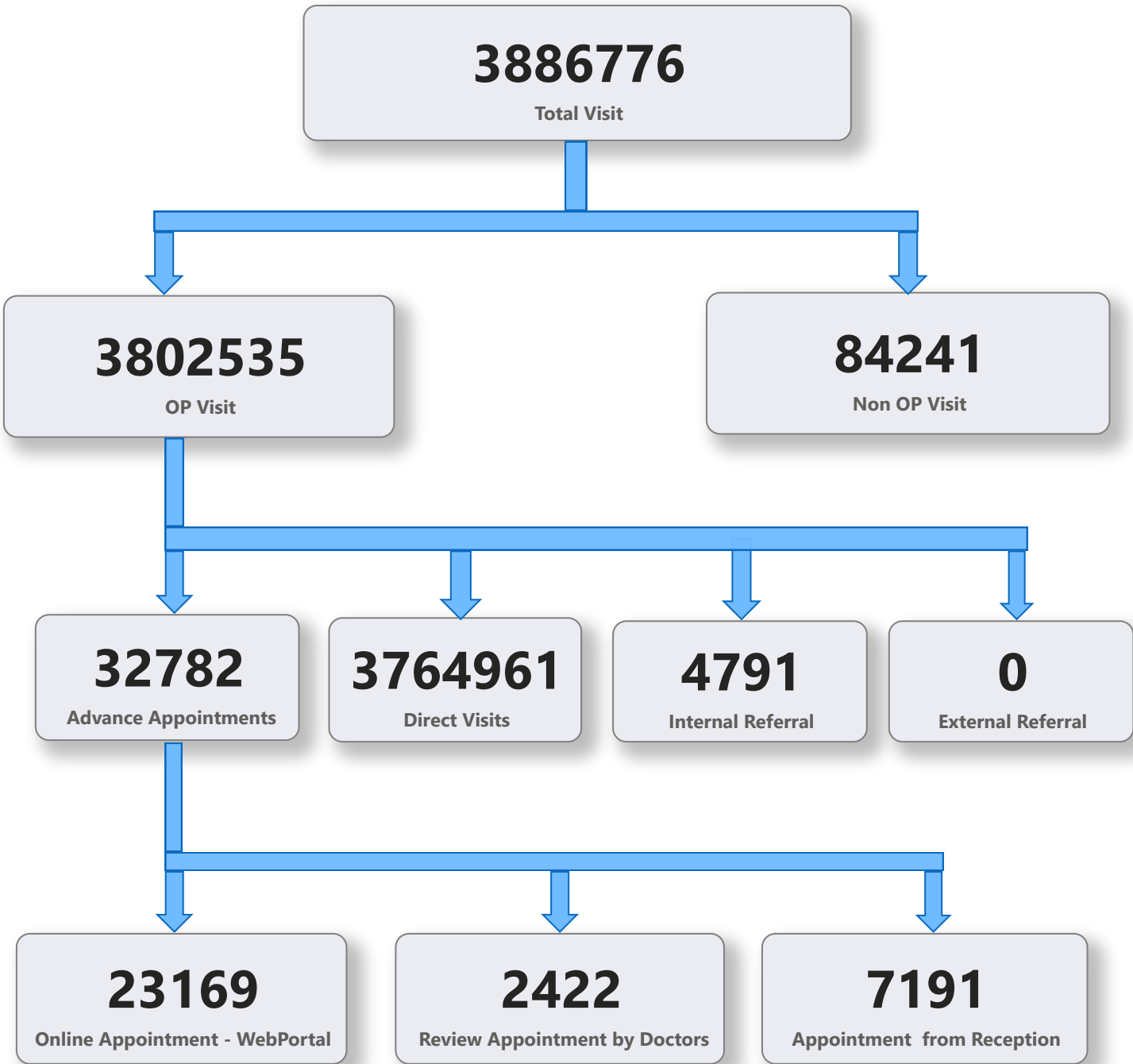
Hospital	Lab Usage %
ATTAPPADY TRIBAL TALUK SPECIALITY HOSPITAL	0.00%
COMMUNITY HEALTH CENTRE PATTIAM	0.00%
COMMUNITY HEALTH CENTRE CHENGAMANAD	0.00%
COMMUNITY HEALTH CENTRE CHERPU	0.00%
COMMUNITY HEALTH CENTRE KALLARA	0.00%
COMMUNITY HEALTH CENTRE POOTHOTTA	0.00%
COMMUNITY HEALTH CENTRE POOVAR	0.00%
COMMUNITY HEALTH CENTRE VELLANAD	0.00%
COMMUNITY HEALTH CENTRE VILAPPIL	0.00%
DISTRICT HOSPITAL KANNUR	0.00%
DISTRICT HOSPITAL TIRUR	0.00%
FAMILY HEALTH CENTER ELOOR	0.00%
FAMILY HEALTH CENTRE AJANUR	0.00%
FAMILY HEALTH CENTRE ALANGAD	0.00%

4. Status of Modules Usage in Hospitals

District wise status of live institutions and the count of various modules [Reception, OP Consultation, Lab, Pharmacy] started / functional. This list excludes Medical College Hospitals, CCRC and PH Labs.

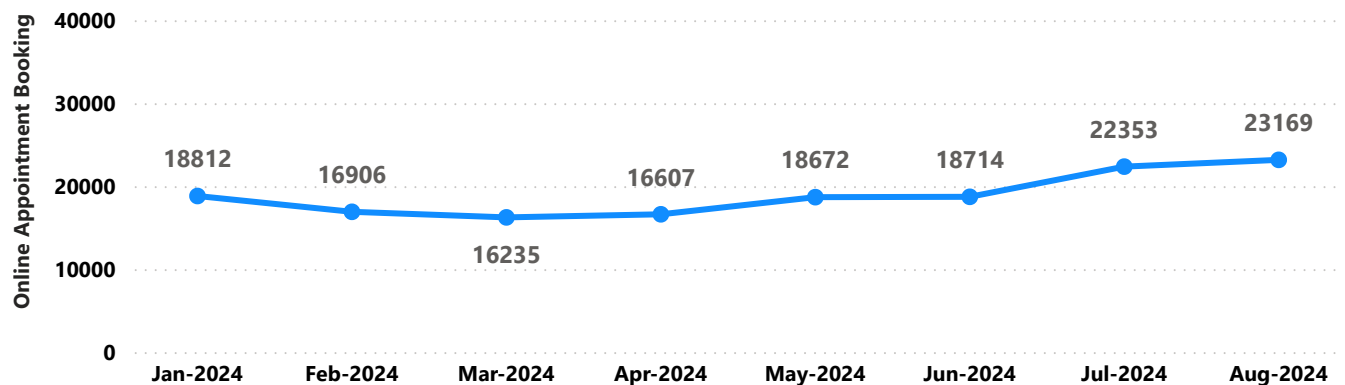
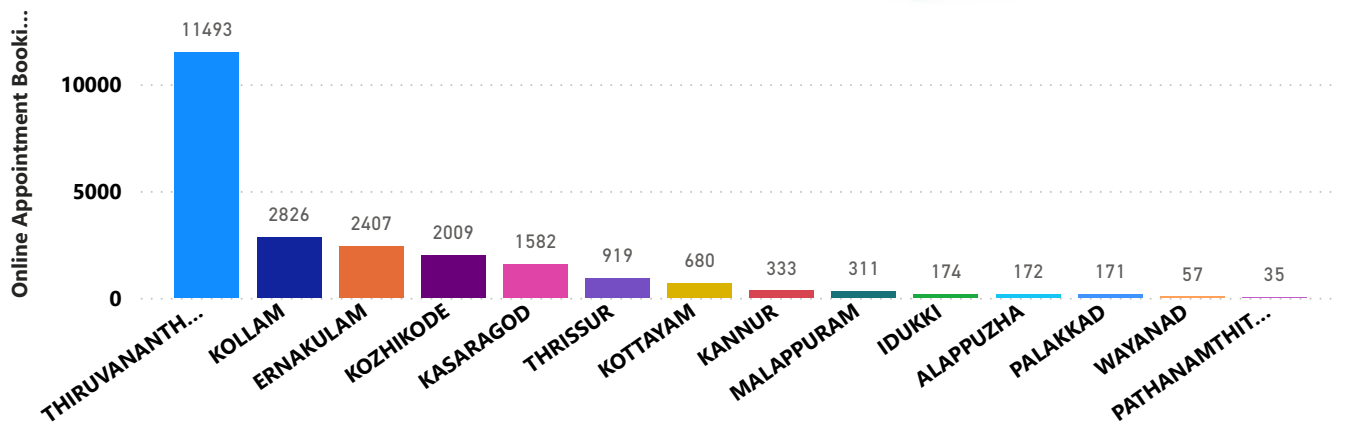
District	Live Institutions	Reception	Consultation	Pharmacy	Lab
THIRUVANANTHAPURAM	100	96 (96%)	89 (89%)	72 (72%)	78 (78%)
ERNAKULAM	71	61 (86%)	45 (63%)	30 (42%)	26 (37%)
THRISSUR	69	67 (97%)	65 (94%)	59 (86%)	59 (86%)
KOZHIKODE	56	52 (93%)	47 (84%)	41 (73%)	43 (77%)
MALAPPURAM	53	52 (98%)	49 (92%)	42 (79%)	46 (87%)
PALAKKAD	44	42 (95%)	39 (89%)	36 (82%)	36 (82%)
KANNUR	42	41 (98%)	35 (83%)	32 (76%)	30 (71%)
ALAPPUZHA	31	29 (94%)	29 (94%)	29 (94%)	27 (87%)
KOTTAYAM	31	31 (100%)	30 (97%)	30 (97%)	26 (84%)
KOLLAM	30	30 (100%)	30 (100%)	30 (100%)	28 (93%)
KASARAGOD	23	22 (96%)	19 (83%)	19 (83%)	18 (78%)
IDUKKI	20	20 (100%)	19 (95%)	19 (95%)	18 (90%)
PATHANAMTHITTA	19	19 (100%)	18 (95%)	18 (95%)	14 (74%)
WAYANAD	17	17 (100%)	17 (100%)	17 (100%)	16 (94%)
Total	606	579 (96%)	531 (88%)	474 (78%)	465 (77%)

5. Appointment Booking in Hospitals (except Medical Colleges)

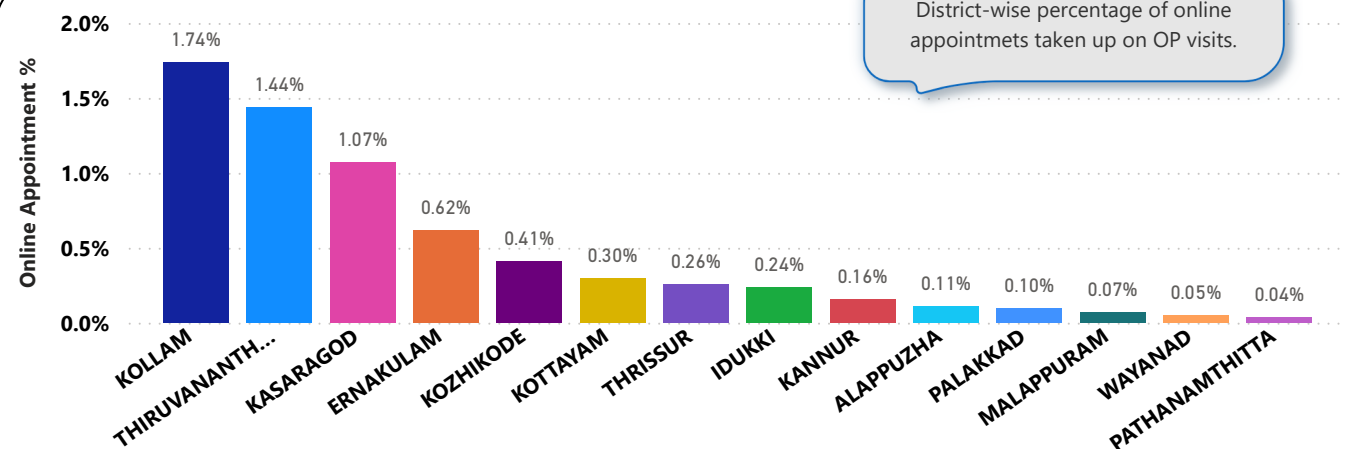


5. 1 Online Appointment Booking in Hospitals (except Medical Colleges)

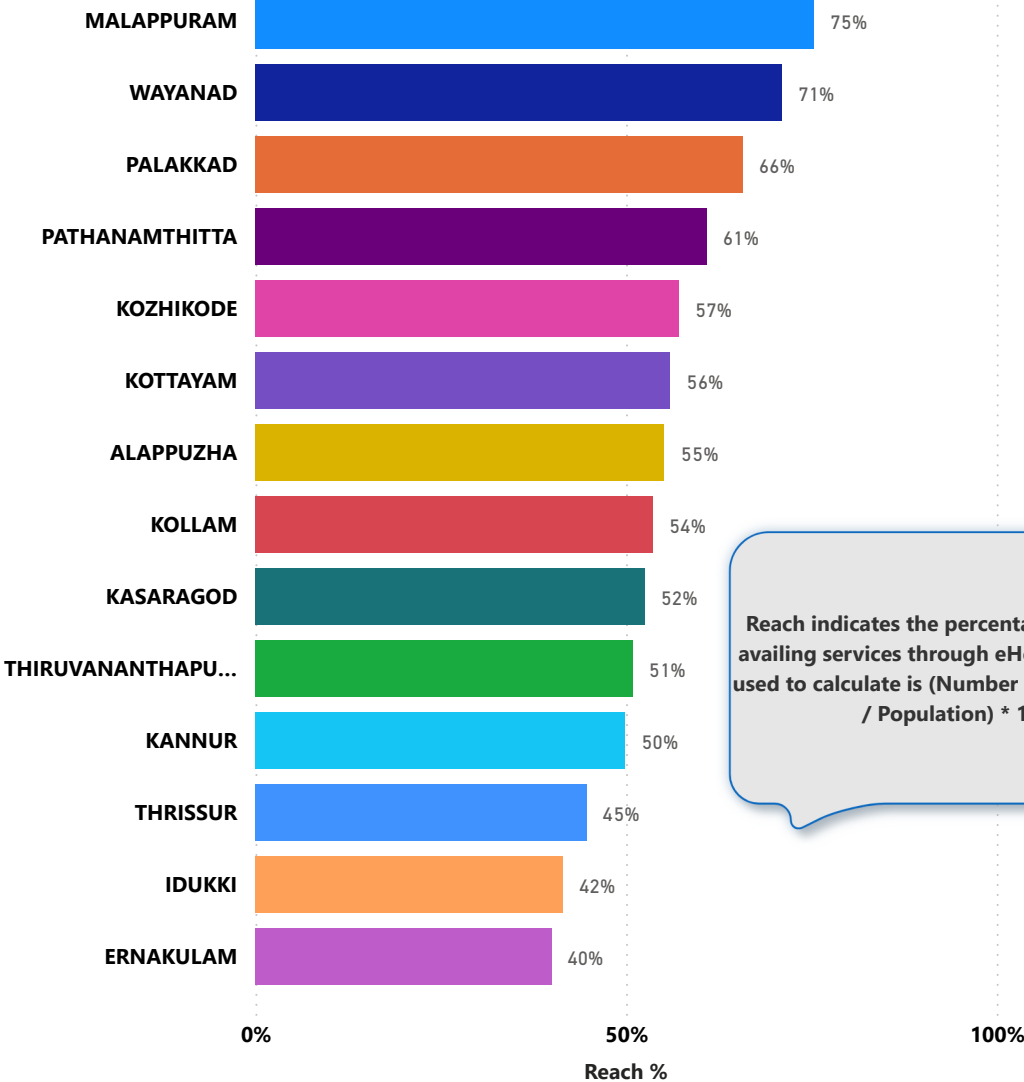
District-wise count of online appointments taken.



District-wise percentage of online appointments taken up on OP visits.



6. eHealth Performance - Reach



Reach indicates the percentage of population availing services through eHealth. The formula used to calculate is (Number of UHID registered / Population) * 100 %.