

1. eHealth Kerala - Vital Statistics

Hospital Type	Live Institutions
Family Health Centre	486
Urban Primary Health Centre	50
Community Health Centre	38
Medical College Hospital	17
Taluk Headquarters Hospital	13
Taluk Hospital	13
General Hospital	12
District Hospital	11
Primary Health Centre	10
Specialty Hospital - Women Children	7
Public Health Laboratory	3
Specialty Hospital	2
District TB Centre	1
Empanelled Diagnostic Centre	1
Government Dispensary	1
Specialty Hospital - Mental Health	1
Specialty Hospital - Pulmonary Medicine	1
Total	667

2. eHealth - District Ranking Matrix Based on Performance of all Institutions (except Medical Colleges)

The ranking matrix showcases the performance of districts in providing eHealth services through all institutions (excluding Medical Colleges) based on six different parameters.

These parameters include:

1. Number of institutions where the reception module is currently using.

2. Percentage of UHID Visits.

3. Percentage of Doctor Consultations.

4. Percentage of Pharmacy Prescriptions by doctors.

5. Percentage of lab orders through doctors.

6. Number of Live Institutions.

Weightage is assigned to the percentages calculated in intervals of 10. The rank is determined based on the sum of these weightages.

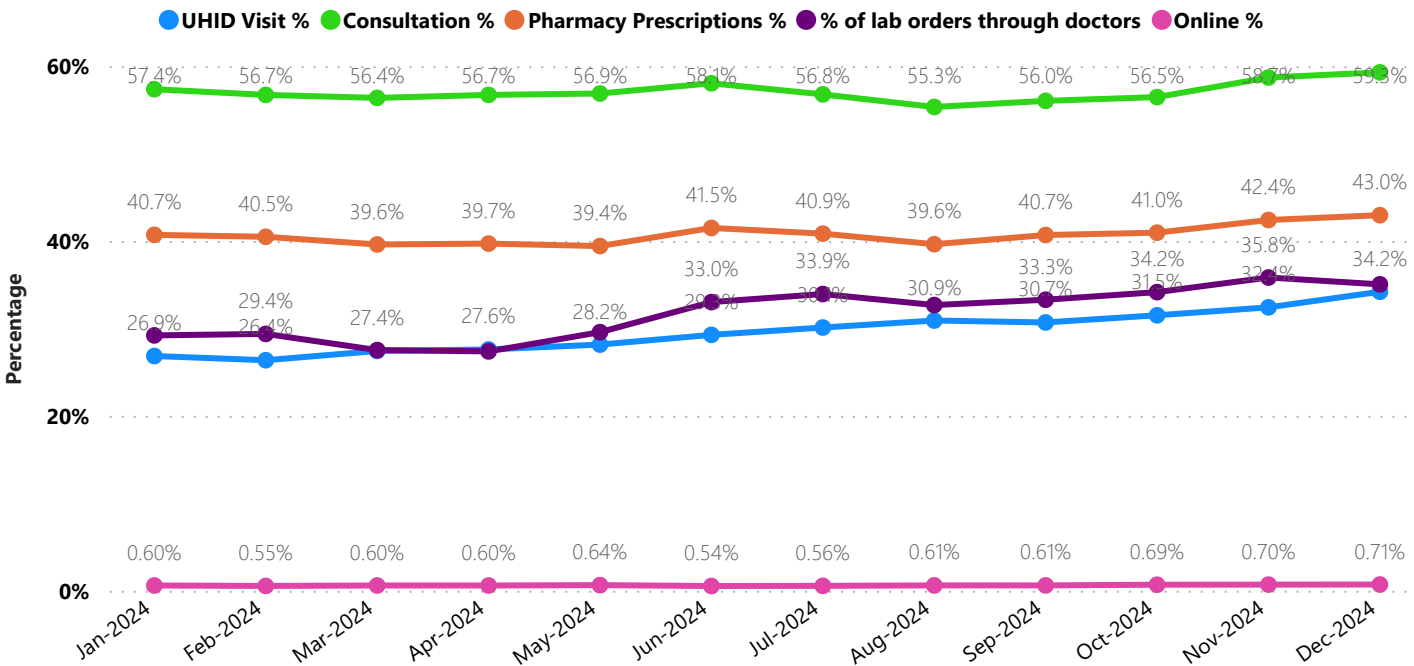
The top-performing districts should aim to maintain their positions, while the average and low-performing districts should strive to reach the 'top four' league.

The ranking matrix for the current month, December 2024, along with the previous two months, is provided in the table below.

District	October	November	December
IDUKKI	3	2	1
WAYANAD	1	1	1
PALAKKAD	2	2	2
THRISSUR	4	3	3
MALAPPURAM	4	4	4
ALAPPUZHA	4	5	5
KOLLAM	5	6	6
KOTTAYAM	7	7	6
KOZHIKODE	7	7	6
KANNUR	8	8	7
PATHANAMTHITTA	6	7	7
KASARAGOD	9	9	8
THIRUVANANTHAPURAM	8	8	9
ERNAKULAM	10	10	10

- Best performing
- Average performing
- Low performing

3. eHealth - State Performance Trend (except Medical Colleges)



3. eHealth - Institution Level Ranking (except Medical Colleges)

Hospital	State Rank
FAMILY HEALTH CENTRE ARTHAT	1
FAMILY HEALTH CENTRE ENGANDIYUR	1
FAMILY HEALTH CENTRE KALLARA	1
Family Health Centre Kavassery	1
FAMILY HEALTH CENTRE THAIKKAD	1
FAMILY HEALTH CENTRE VAZHOOR	1
FAMILY HEALTH CENTRE EDAVILANGU	2
FAMILY HEALTH CENTRE ENNAPPARA	2
Family Health Centre Keralassery	2
family Health Centre Kuthanur	2
FAMILY HEALTH CENTRE MOONNILAVU	2
FAMILY HEALTH CENTRE THOTTAPPALLY	2
FAMILY HEALTH CENTRE VETTAKKAL	2
FAMILY HEALTH CENTER NOOLPUZHA	3
FAMILY HEALTH CENTRE ARAKULAM	3
FAMILY HEALTH CENTRE ELAMDESOM	3
FAMILY HEALTH CENTRE EZHUKONE	3
FAMILY HEALTH CENTRE EZHUKONE PAVITHRESWARAM	3
FAMILY HEALTH CENTRE KARTHIKAPPALLY	3
Family Health Centre Kizhakkencherry	3
FAMILY HEALTH CENTRE KUDAYATHUR	3
FAMILY HEALTH CENTRE KURUPPANTHARA	3
FAMILY HEALTH CENTRE MANNUR	3
FAMILY HEALTH CENTRE MARAVANTHURUTHU	3
FAMILY HEALTH CENTRE MOORKKANAD	3
FAMILY HEALTH CENTRE MUTHOLY	3
Family Health Centre Ozhalapathy	3
FAMILY HEALTH CENTRE PADINJARATHARA	3
FAMILY HEALTH CENTRE PALAMEL	3
Family Health Centre Pallippuram	3
FAMILY HEALTH CENTRE PARASSINIKADAVU	3
FAMILY HEALTH CENTRE POZHUTHANA	3
FAMILY HEALTH CENTRE PULIKKAL	3
FAMILY HEALTH CENTRE PUNNAPRA NORTH	3
FAMILY HEALTH CENTRE SREENARAYANAPURAM	3
Family Health Centre Vaniyamkulam	3
FAMILY HEALTH CENTRE VEERANAKAVU	3

Hospital	State Rank
BLOCK FAMILY HEALTH CENTRE MARANCHERY	42
COMMUNITY HEALTH CENTRE ANCHUTHENGU	42
COMMUNITY HEALTH CENTRE KUMARAKOM	42
COMMUNITY HEALTH CENTRE VALAYAM	42
COMMUNITY HEALTH CENTRE VELLANAD	42
DISTRICT HOSPITAL NILAMBUR	42
FAMILY HEALTH CENTRE CHELLANAM	42
FAMILY HEALTH CENTRE KARUKACHAL	42
Family Health Centre Kottopadam	42
Family Health Centre Nedumpuram	42
FAMILY HEALTH CENTRE PERUVANNAMUZHI	42
FAMILY HEALTH CENTRE UZHAMALAKKAL	42
FAMILY HEALTH CENTRE VALLITHODE	42
FAMILY HEALTH CENTRE VELI	42
MENTAL HEALTH CENTRE PEROORKADA	42
URBAN PRIMARY HEALTH CENTRE KOLASSERY	42
Family Health Centre Pattithara	41
PRIMARY HEALTH CENTRE KOZHUVANAL	40
PRIMARY HEALTH CENTRE MULLANKOLLY	39
FAMILY HEALTH CENTRE CHERANELLOORE	38
FAMILY HEALTH CENTRE NAYARAMBALM	38
FAMILY HEALTH CENTRE OTHERA	38
FAMILY HEALTH CENTRE VATTAMKULAM	38
INTEGRATED FAMILY HEALTH CENTRE PANGAPPARA	38
COMMUNITY HEALTH CENTRE CHERPU	37
DISTRICT HOSPITAL ALUVA	37
DISTRICT HOSPITAL KANNUR	37
DISTRICT HOSPITAL PERINTHALMANNA	37
FAMILY HEALTH CENTRE KOTTAYAM MALABAR	37
FAMILY HEALTH CENTRE KUTTAMPUZHA	37
TALUK HEAD QUARTERS HOSPITAL KUTHUPARAMBA	37
TALUK HOSPITAL ATTINGAL	37
TALUK HOSPITAL WANDOOOR	37
WOMEN AND CHILDREN HOSPITAL MATTANCHERRY	37
CHILD DEVELOPMENT CENTRE	36
DISTRICT HOSPITAL MAVELIKARA	36

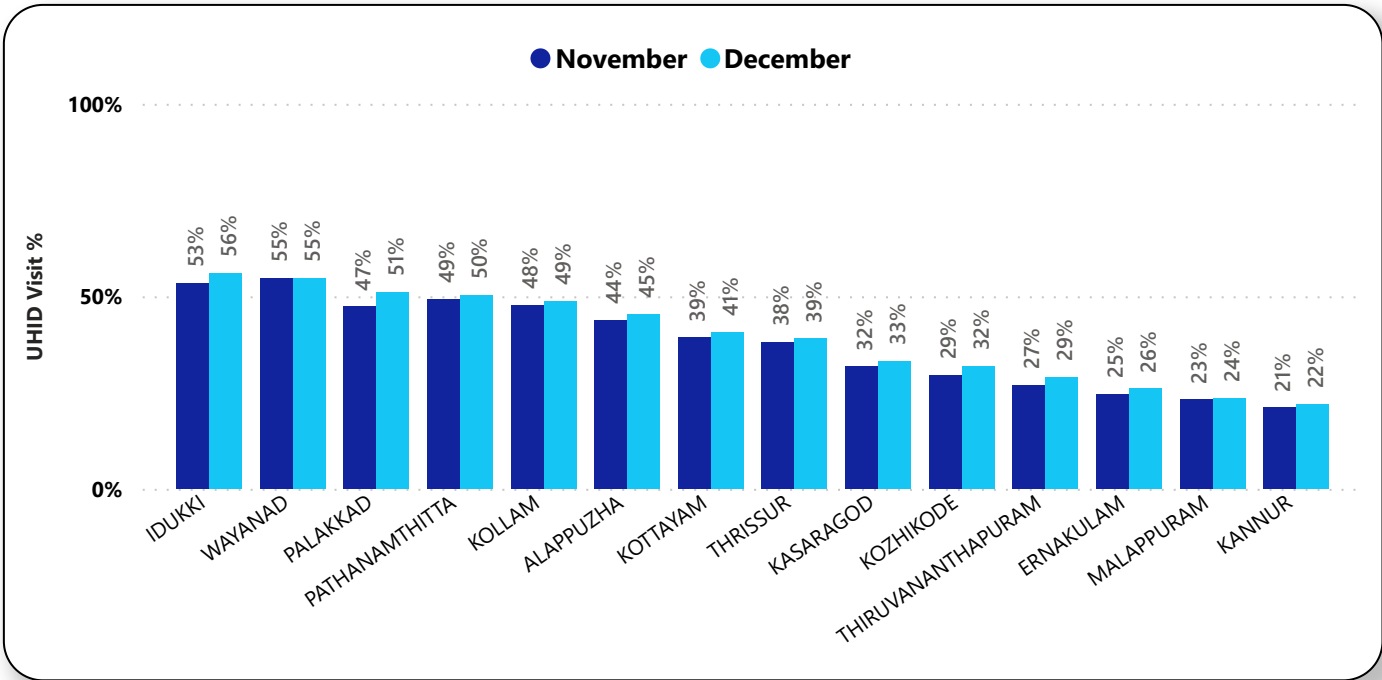
3.1 eHealth Performance - Reception Module

Reception Module is considered to be functional in an institution only if the number of total visits for the month is of minimum 500. The live institution count excludes CCRC and PH labs.

District	Live Institutions	Institutions with Reception	% of institutions with Reception
ALAPPUZHA	35	35	100%
IDUKKI	23	23	100%
KASARAGOD	24	24	100%
KOLLAM	31	31	100%
THRISSUR	71	71	100%
KOZHIKODE	61	59	97%
ERNAKULAM	73	70	96%
WAYANAD	24	23	96%
PALAKKAD	45	43	96%
KANNUR	44	42	95%
MALAPPURAM	58	55	95%
THIRUVANANTHAPURAM	102	95	93%
PATHANAMTHITTA	20	18	90%
KOTTAYAM	35	31	89%
Total	646	620	96%

3.2 e-Health Performance - UHID Visits

UHID Visit % is calculated as (UHID Visits / Total Visit) *100



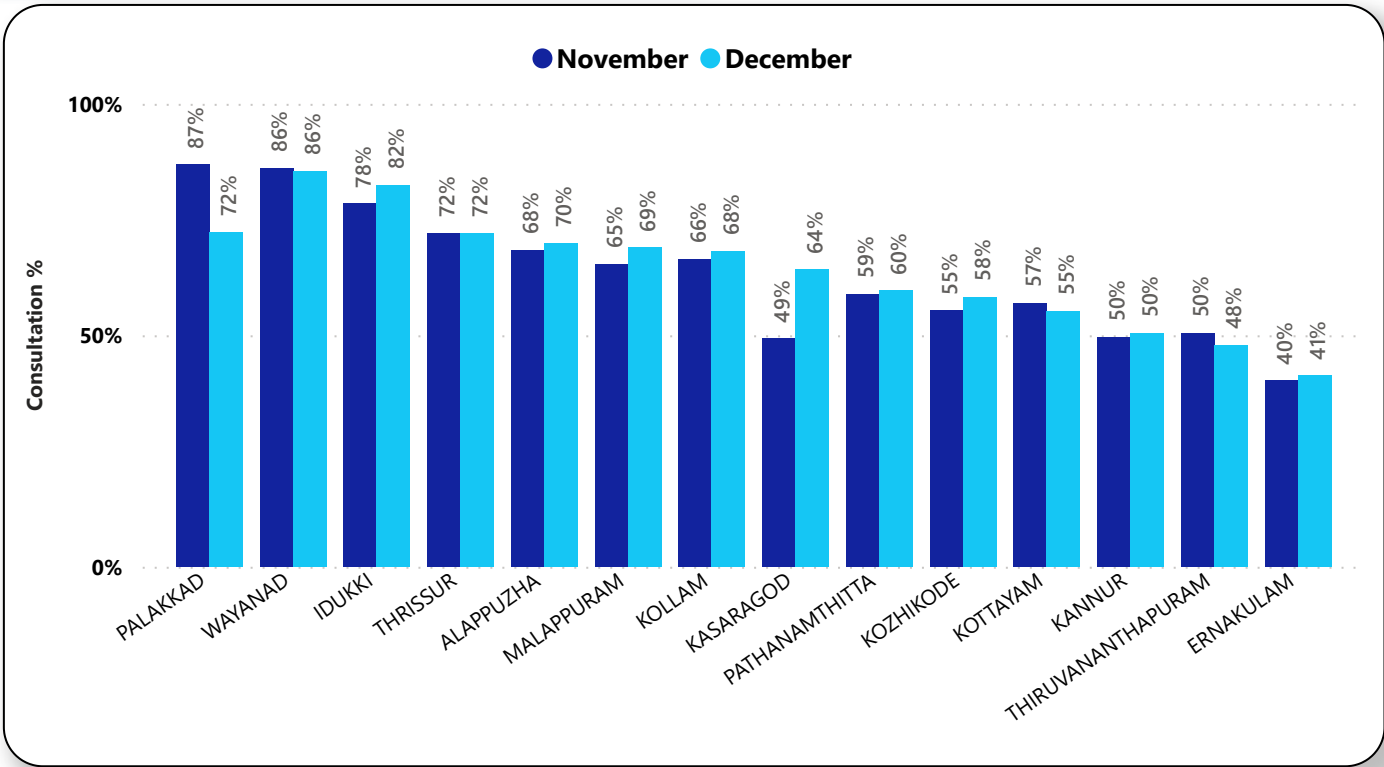
Institutions based on UHID Visits

Hospital	UHID Visit %
FAMILY HEALTH CENTRE VAZHOOR	99.46%
FAMILY HEALTH CENTRE THAIKKAD	96.17%
FAMILY HEALTH CENTRE ANAKUDY	95.48%
FAMILY HEALTH CENTRE KALLARA	93.73%
Family Health Centre Kavassery	93.04%
FAMILY HEALTH CENTRE ENGANDIYUR	91.55%
FAMILY HEALTH CENTRE MUNAMBAM	90.71%
FAMILY HEALTH CENTRE ARTHAT	90.65%
FAMILY HEALTH CENTRE PURAKKAD	90.55%
FAMILY HEALTH CENTRE VETTAKKAL	89.79%
FAMILY HEALTH CENTRE VELLAVOOR	89.42%
FAMILY HEALTH CENTRE ANICADU	89.15%
FAMILY HEALTH CENTRE UMMANNOOR	89.04%
Family Health Centre Keralassery	88.71%
FAMILY HEALTH CENTRE THOTTAPPALLY	87.79%
FAMILY HEALTH CENTRE MEENACHIL	87.78%
FAMILY HEALTH CENTRE BELLUR	87.39%

Hospital	UHID Visit %
COMMUNITY HEALTH CENTRE ANCHUTHENGU	0.00%
COMMUNITY HEALTH CENTRE KUMARAKOM	0.00%
COMMUNITY HEALTH CENTRE VALAYAM	0.00%
COMMUNITY HEALTH CENTRE VELLANAD	0.00%
FAMILY HEALTH CENTRE CHELLANAM	0.00%
FAMILY HEALTH CENTRE KARUKACHAL	0.00%
Family Health Centre Kottopadam	0.00%
FAMILY HEALTH CENTRE MUNDANKUNNU	0.00%
Family Health Centre Nedumpuram	0.00%
FAMILY HEALTH CENTRE PERUVANNAMUZHI	0.00%
FAMILY HEALTH CENTRE UZHAMALAKKAL	0.00%
FAMILY HEALTH CENTRE VALLITHODE	0.00%
FAMILY HEALTH CENTRE VELI	0.00%
FAMILY HEALTH CENTRE VELIYANCODE	0.00%
URBAN PRIMARY HEALTH CENTRE	0.00%

3.3 e-Health Performance - Doctor Consultation

Consultation % is calculated as (Doctor Consultation / OP Visits) *100



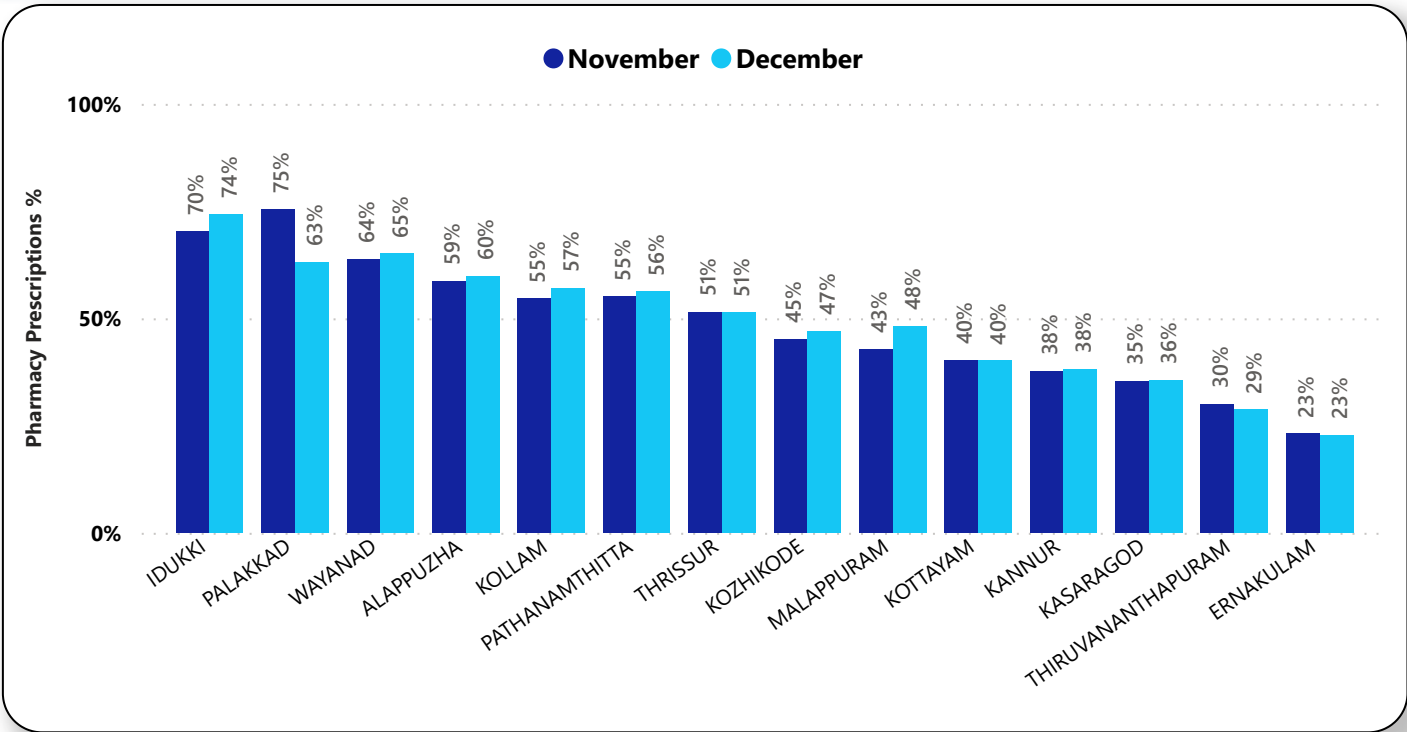
Doctor Consultation Percentage in all Institutions

Hospital	Doctor Consultation %
FAMILY HEALTH CENTRE ARTHAT	100.00%
FAMILY HEALTH CENTRE CHERUKAVU	100.00%
FAMILY HEALTH CENTRE MUNDANKUNNU	100.00%
FAMILY HEALTH CENTRE THOTTAPPALLY	100.00%
FAMILY HEALTH CENTRE AMACHAL NEW	99.98%
FAMILY HEALTH CENTRE ARAKULAM	99.98%
FAMILY HEALTH CENTRE ENNAPPARA	99.97%
Family Health Centre Ozhalapathy	99.97%
FAMILY HEALTH CENTRE NEW MAHE	99.96%
FAMILY HEALTH CENTRE POOTHADI	99.96%
PRIMARY HEALTH CENTRE VELLAYANI	99.95%
FAMILY HEALTH CENTRE ANANDASRAM	99.93%
FAMILY HEALTH CENTRE EROOR	99.93%
FAMILY HEALTH CENTRE POTHUKAL	99.93%

Hospital	Doctor Consultation %
BLOCK FAMILY HEALTH CENTRE MARANCHERY	0.00%
COMMUNITY HEALTH CENTRE ANCHUTHENGU	0.00%
COMMUNITY HEALTH CENTRE KODUVALLY	0.00%
COMMUNITY HEALTH CENTRE KUMARAKOM	0.00%
COMMUNITY HEALTH CENTRE POOVAR	0.00%
COMMUNITY HEALTH CENTRE THARIODE	0.00%
COMMUNITY HEALTH CENTRE VALAYAM	0.00%
COMMUNITY HEALTH CENTRE VELLANAD	0.00%
DISTRICT HOSPITAL KANNUR	0.00%
DISTRICT HOSPITAL NILAMBUR	0.00%
DISTRICT HOSPITAL PALAKKAD	0.00%
DISTRICT HOSPITAL PERINTHALMANNA	0.00%

3.4 e-Health Performance - Pharmacy Usage

Pharmacy % is calculated as (Pharmacy Prescriptions/ Total OP Visits) *100



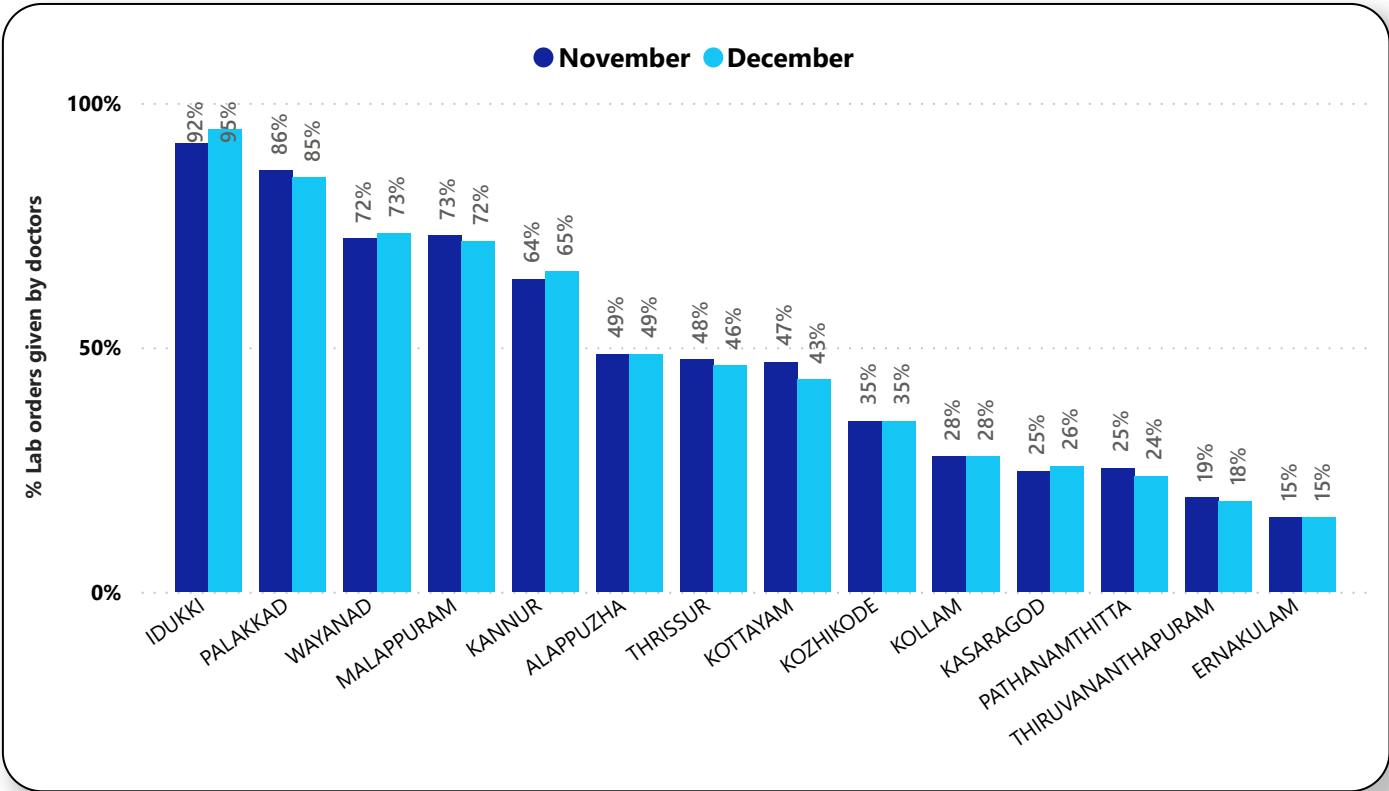
Pharmacy Usage in all Institutions

Hospital	Pharmacy Usage %
FAMILY HEALTH CENTRE BRAHMAMANGALAM	100.00%
FAMILY HEALTH CENTRE KALLARA	100.00%
FAMILY HEALTH CENTRE KANCHIYAR	100.00%
FAMILY HEALTH CENTRE MEZHUVELI	100.00%
FAMILY HEALTH CENTRE MOONNILAVU	100.00%
FAMILY HEALTH CENTRE MUNDANKUNNU	100.00%
FAMILY HEALTH CENTRE PARAMPUZHA	100.00%
FAMILY HEALTH CENTRE SREENARAYANAPURAM	100.00%
FAMILY HEALTH CENTRE THOTTAPPALLY	100.00%
FAMILY HEALTH CENTRE VAZHOOR	100.00%
FAMILY HEALTH CENTRE VELIYANNOOR	100.00%
FAMILY HEALTH CENTRE VELLAVOOR	100.00%
FAMILY HEALTH CENTRE PURAKKAD	99.44%
FAMILY HEALTH CENTRE PAIPPAD	99.43%
FAMILY HEALTH CENTRE THAKKAD	99.30%

Hospital	Pharmacy Usage %
BLOCK FAMILY HEALTH CENTRE MARANCHERY	0.00%
COMMUNITY HEALTH CENTRE PATTIAM	0.00%
COMMUNITY HEALTH CENTRE ANCHUTHENGU	0.00%
COMMUNITY HEALTH CENTRE KODUVALLY	0.00%
COMMUNITY HEALTH CENTRE KUMARAKOM	0.00%
COMMUNITY HEALTH CENTRE MULLASSERY	0.00%
COMMUNITY HEALTH CENTRE PAZHANJI	0.00%
COMMUNITY HEALTH CENTRE POOVAR	0.00%
COMMUNITY HEALTH CENTRE THARIODE	0.00%
COMMUNITY HEALTH CENTRE VALAYAM	0.00%
COMMUNITY HEALTH CENTRE VELLANAD	0.00%
DISTRICT HOSPITAL KANNUR	0.00%
DISTRICT HOSPITAL NILAMBUR	0.00%

3.5 e-Health Performance - Lab Usage

Lab % is calculated as (Lab orders given by doctors / Total Lab Orders) *100



Lab Usage in all Institutions

Hospital	Lab Usage %
ATTAPPADY TRIBAL TALUK SPECIALITY HOSPITAL	100.00%
BLOCK FAMILY HEALTH CENTRE CHERUVATHUR	100.00%
COASTAL SPECIALITY HOSPITAL VALIYATHURA	100.00%
COMMUNITY HEALTH CENTRE PATTIAM	100.00%
COMMUNITY HEALTH CENTRE CHENGAMANAD	100.00%
COMMUNITY HEALTH CENTRE MANAMBOOR	100.00%
COMMUNITY HEALTH CENTRE MUNDAKAYAM	100.00%
COMMUNITY HEALTH CENTRE RAMAMANGALAM	100.00%
DISTRICT HOSPITAL KANHANGAD	100.00%
DISTRICT HOSPITAL TIRUR	100.00%
FAMILY HEALTH CENTRE ALANGAD	100.00%
FAMILY HEALTH CENTRE ARAKULAM	100.00%

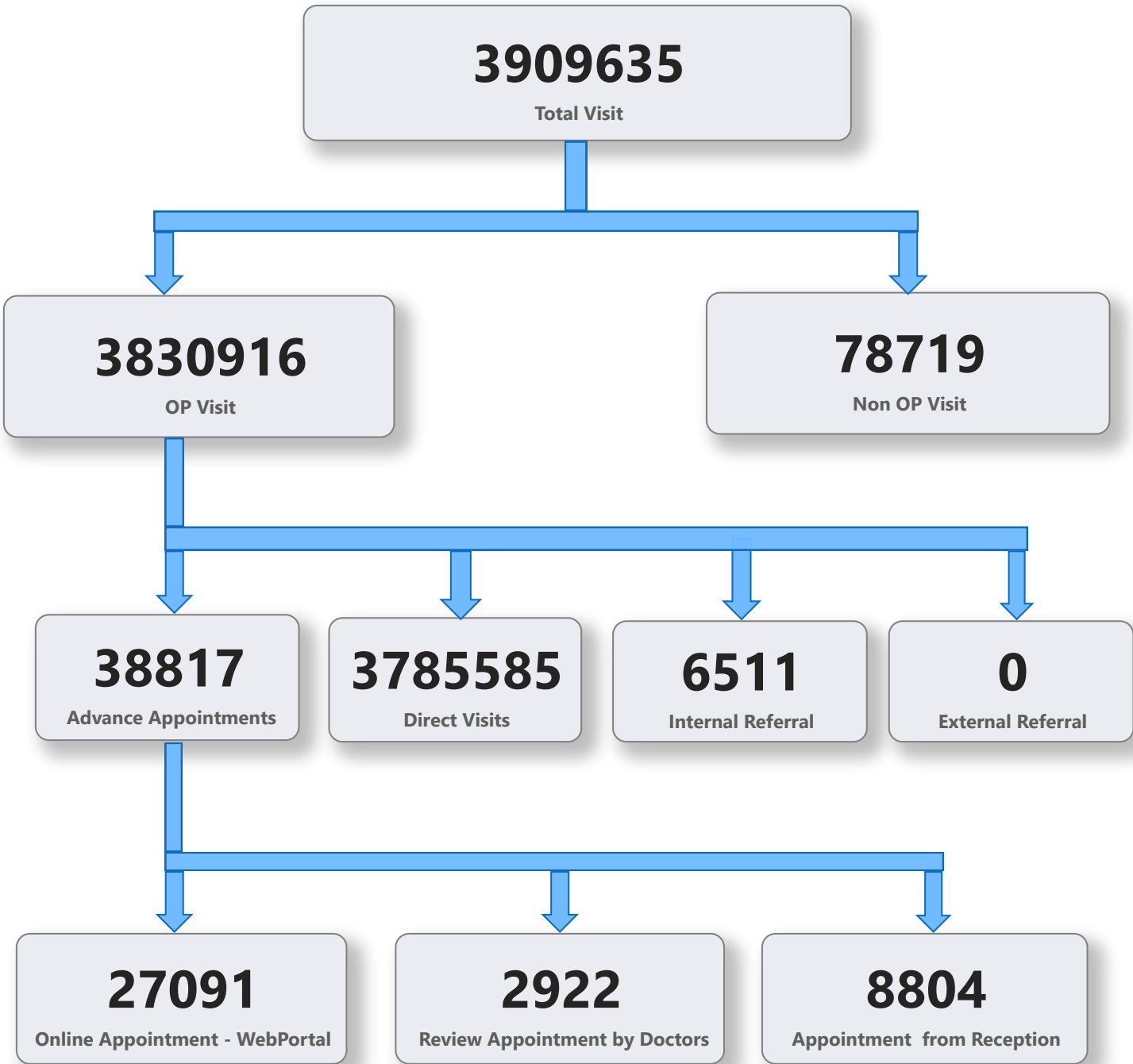
Hospital	Lab Usage %
BLOCK FAMILY HEALTH CENTRE MARANCHERY	0.00%
COMMUNITY HEALTH CENTRE ANCHUTHENGU	0.00%
COMMUNITY HEALTH CENTRE KODUVALLY	0.00%
COMMUNITY HEALTH CENTRE KUMARAKOM	0.00%
COMMUNITY HEALTH CENTRE PANAMARAM	0.00%
COMMUNITY HEALTH CENTRE POOTHOTTA	0.00%
COMMUNITY HEALTH CENTRE POOVAR	0.00%
COMMUNITY HEALTH CENTRE THARIODE	0.00%
COMMUNITY HEALTH CENTRE VALAYAM	0.00%
COMMUNITY HEALTH CENTRE VELLANAD	0.00%
DISTRICT HOSPITAL ALUVA	0.00%
DISTRICT HOSPITAL KANNUR	0.00%
DISTRICT HOSPITAL NILAMBUR	0.00%
DISTRICT HOSPITAL PALAKKAD	0.00%

4. Status of Modules Usage in Hospitals

District wise status of live institutions and the count of various modules [Reception, OP Consultation, Lab, Pharmacy] started / functional. This list excludes Medical College Hospitals, CCRC and PH Labs.

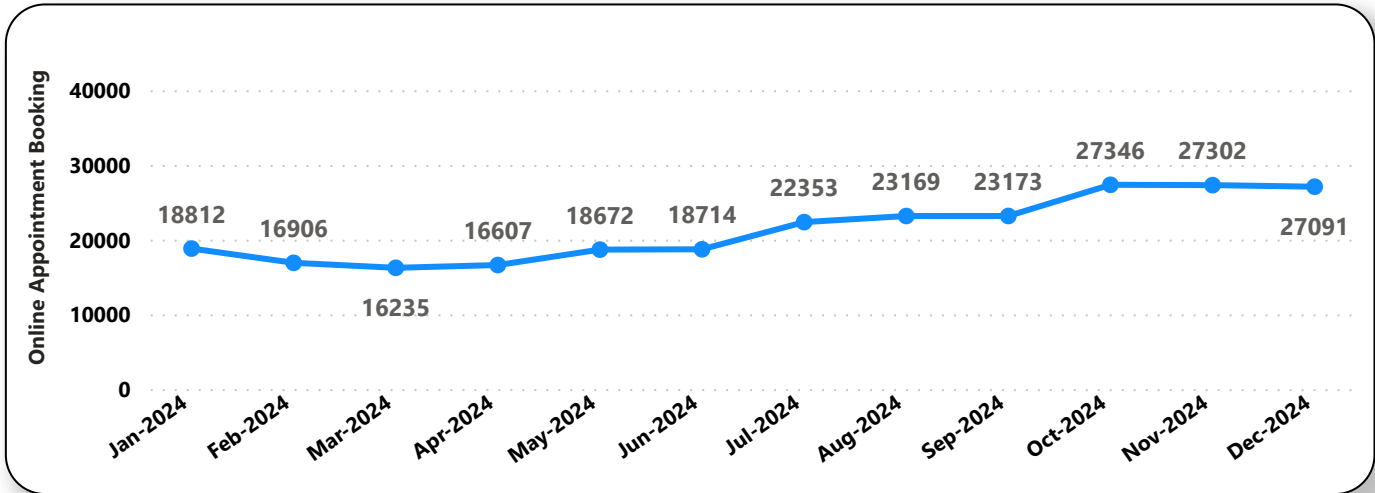
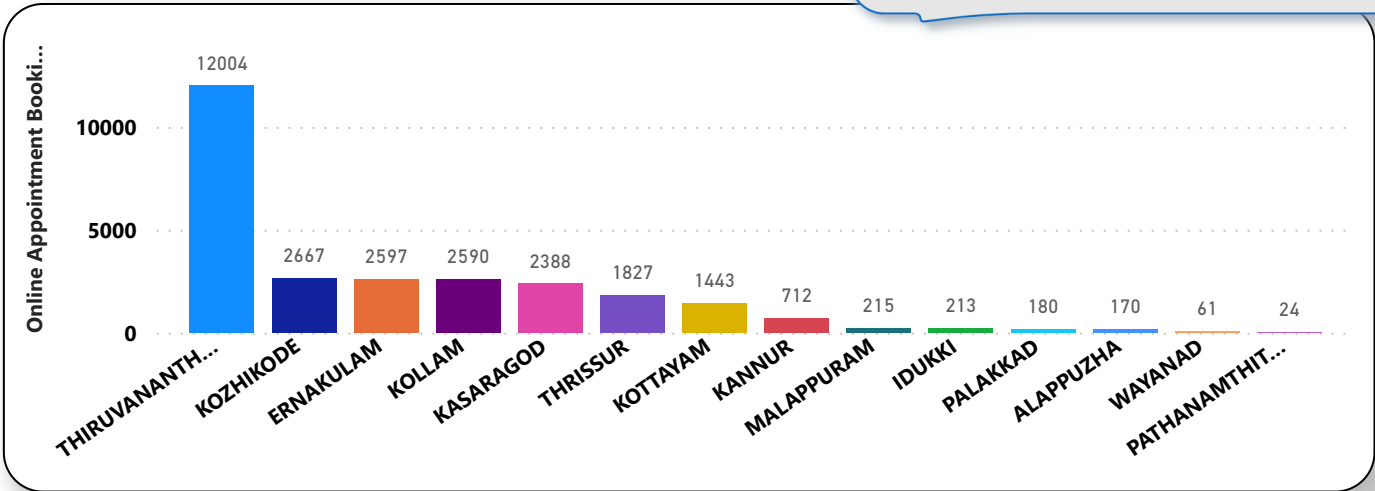
District	Live Institutions	Reception	Consultation	Pharmacy	Lab
THIRUVANANTHAPURAM	102	95 (93%)	85 (83%)	75 (74%)	80 (78%)
ERNAKULAM	73	70 (96%)	57 (78%)	45 (62%)	37 (51%)
THRISSUR	71	71 (100%)	68 (96%)	66 (93%)	63 (89%)
KOZHIKODE	61	59 (97%)	57 (93%)	52 (85%)	54 (89%)
MALAPPURAM	58	55 (95%)	53 (91%)	48 (83%)	45 (78%)
PALAKKAD	45	43 (96%)	41 (91%)	38 (84%)	39 (87%)
KANNUR	44	42 (95%)	38 (86%)	35 (80%)	31 (70%)
ALAPPUZHA	35	35 (100%)	34 (97%)	33 (94%)	30 (86%)
KOTTAYAM	35	31 (89%)	29 (83%)	29 (83%)	28 (80%)
KOLLAM	31	31 (100%)	31 (100%)	31 (100%)	29 (94%)
KASARAGOD	24	24 (100%)	24 (100%)	20 (83%)	18 (75%)
WAYANAD	24	23 (96%)	21 (88%)	21 (88%)	19 (79%)
IDUKKI	23	23 (100%)	22 (96%)	22 (96%)	21 (91%)
PATHANAMTHITTA	20	18 (90%)	17 (85%)	17 (85%)	16 (80%)
Total	646	620 (96%)	577 (89%)	532 (82%)	510 (79%)

5. Appointment Booking in Hospitals (except Medical Colleges)

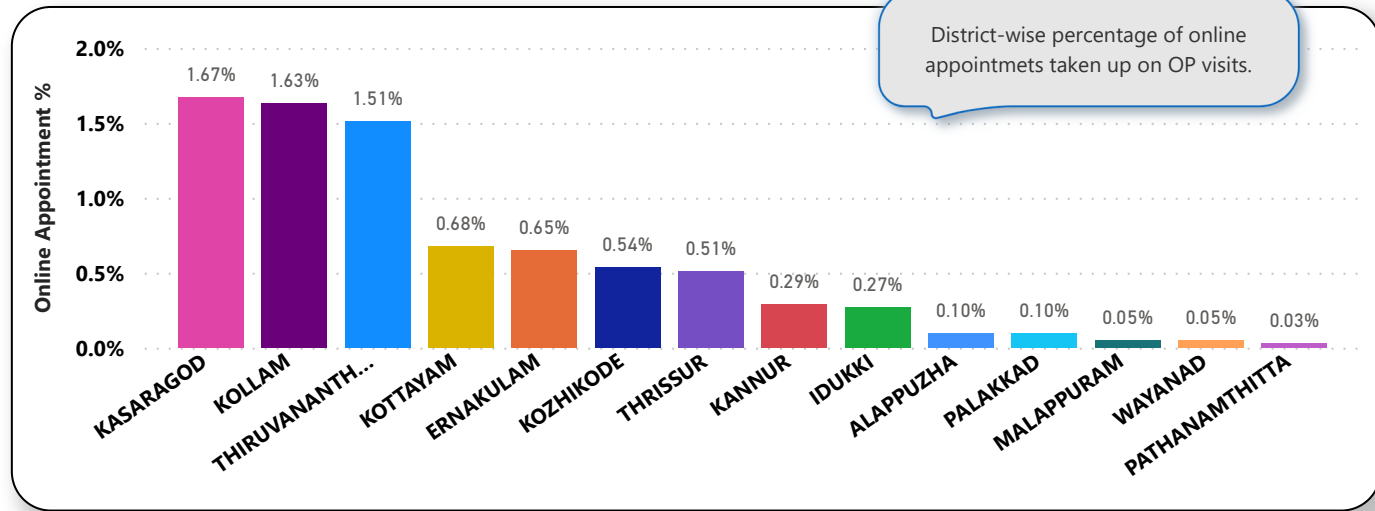


5. 1 Online Appointment Booking in Hospitals (except Medical Colleges)

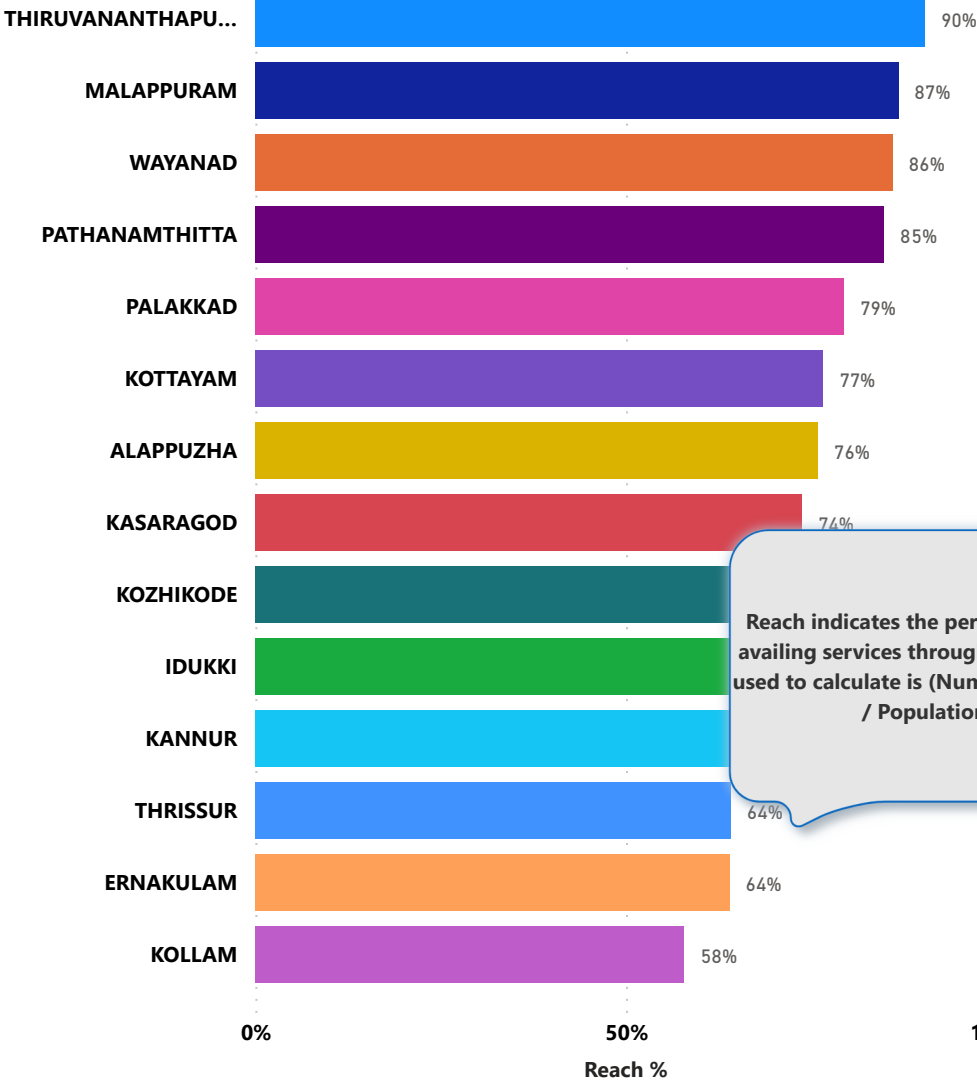
District-wise count of online appointments taken.



District-wise percentage of online appointments taken up on OP visits.



6. eHealth Performance - Reach



Reach indicates the percentage of population availing services through eHealth. The formula used to calculate is (Number of UHID registered / Population) * 100 %.