

1. eHealth Kerala - Vital Statistics

Hospital Type	Live Institutions
Family Health Centre	16
Primary Health Centre	4
Community Health Centre	2
Urban Primary Health Centre	2
General Hospital	1
Medical College Hospital	1
Total	26

2. eHealth - District Ranking Matrix Based on Performance of all Institutions (except Medical Colleges)

The ranking matrix showcases the performance of districts in providing eHealth services through all institutions (excluding Medical Colleges) based on six different parameters.

These parameters include:

1.

Number of institutions where the reception module is currently using.
2.

Percentage of UHID Visits.
3.

Percentage of Doctor Consultations.
4.

Percentage of Pharmacy Prescriptions by doctors.
5.

Percentage of lab orders through doctors.
6.

Number of Live Institutions.

Weightage is assigned to the percentages calculated in intervals of 10. The rank is determined based on the sum of these weightages.

The top-performing districts should aim to maintain their positions, while the average and low-performing districts should strive to reach the 'top four' league.

The ranking matrix for the current month, December 2024, along with the previous two months, is provided in the table below.

District	October	November	December
IDUKKI	3	2	1
WAYANAD	1	1	1
PALAKKAD	2	2	2
THRISSUR	4	3	3
MALAPPURAM	4	4	4
ALAPPUZHA	4	5	5
KOLLAM	5	6	6
KOTTAYAM	7	7	6
KOZHIKODE	7	7	6
KANNUR	8	8	7
PATHANAMTHITTA	6	7	7
KASARAGOD	9	9	8
THIRUVANANTHAPURAM	8	8	9
ERNAKULAM	10	10	10

- Best performing
- Average performing
- Low performing

3. eHealth - Institution Level Ranking (except Medical Colleges)

Hospital	Rank
FAMILY HEALTH CENTER NOOLPUZHA	1
FAMILY HEALTH CENTRE PADINJARATHARA	1
FAMILY HEALTH CENTRE POZHUTHANA	1
FAMILY HEALTH CENTRE EDAVAKA	2
FAMILY HEALTH CENTRE KOTTATHARA	2
FAMILY HEALTH CENTRE POOTHADI	2
FAMILY HEALTH CENTRE VENGAPALLY	2
URBAN HEALTH WELNESS CENTER PAYYAMPALLY	2
URBAN PRIMARY HEALTH CENTRE MUNDERI	2
FAMILY HEALTH CENTRE AMBALAVAYAL	3
FAMILY HEALTH CENTRE CHEERAL	3
FAMILY HEALTH CENTRE CHETHALAYAM	3
FAMILY HEALTH CENTRE VELLAMUNDA	3
FAMILY HEALTH CENTRE THONDERNAD	4
PRIMARY HEALTH CENTRE CHULLIODE	4
PRIMARY HEALTH CENTRE KAPPUKUNNU	4
FAMILY HEALTH CENTRE MEPPADY	5
FAMILY HEALTH CENTRE APPAPARA	6
FAMILY HEALTH CENTRE VARADOOR	7
FAMILY HEALTH CENTRE VAZHAVATTA	8
M S PADMAIAH GOWDER MEMORIAL GOVERNMENT GENERAL HOSPITAL KALPETTA	9
COMMUNITY HEALTH CENTRE PANAMARAM	10
COMMUNITY HEALTH CENTRE THARIODE	11
PRIMARY HEALTH CENTRE MULLANKOLLY	12

3.1 eHealth Performance - Reception Module

Reception Module is considered to be functional in an institution only if the number of total visits for the month is of minimum 500.

District	Institution Count	Institutions with Reception	% of institutions with Reception
ALAPPUZHA	35	35	100.00%
IDUKKI	23	23	100.00%
KASARAGOD	24	24	100.00%
KOLLAM	31	31	100.00%
THRISSUR	71	71	100.00%
KOZHIKODE	61	59	96.72%
ERNAKULAM	73	70	95.89%
PALAKKAD	45	43	95.56%
KANNUR	44	42	95.45%
MALAPPURAM	58	55	94.83%
THIRUVANANTHAPURAM	101	95	94.06%
WAYANAD	25	23	92.00%
PATHANAMTHITTA	20	18	90.00%
KOTTAYAM	35	31	88.57%

Hospital Name

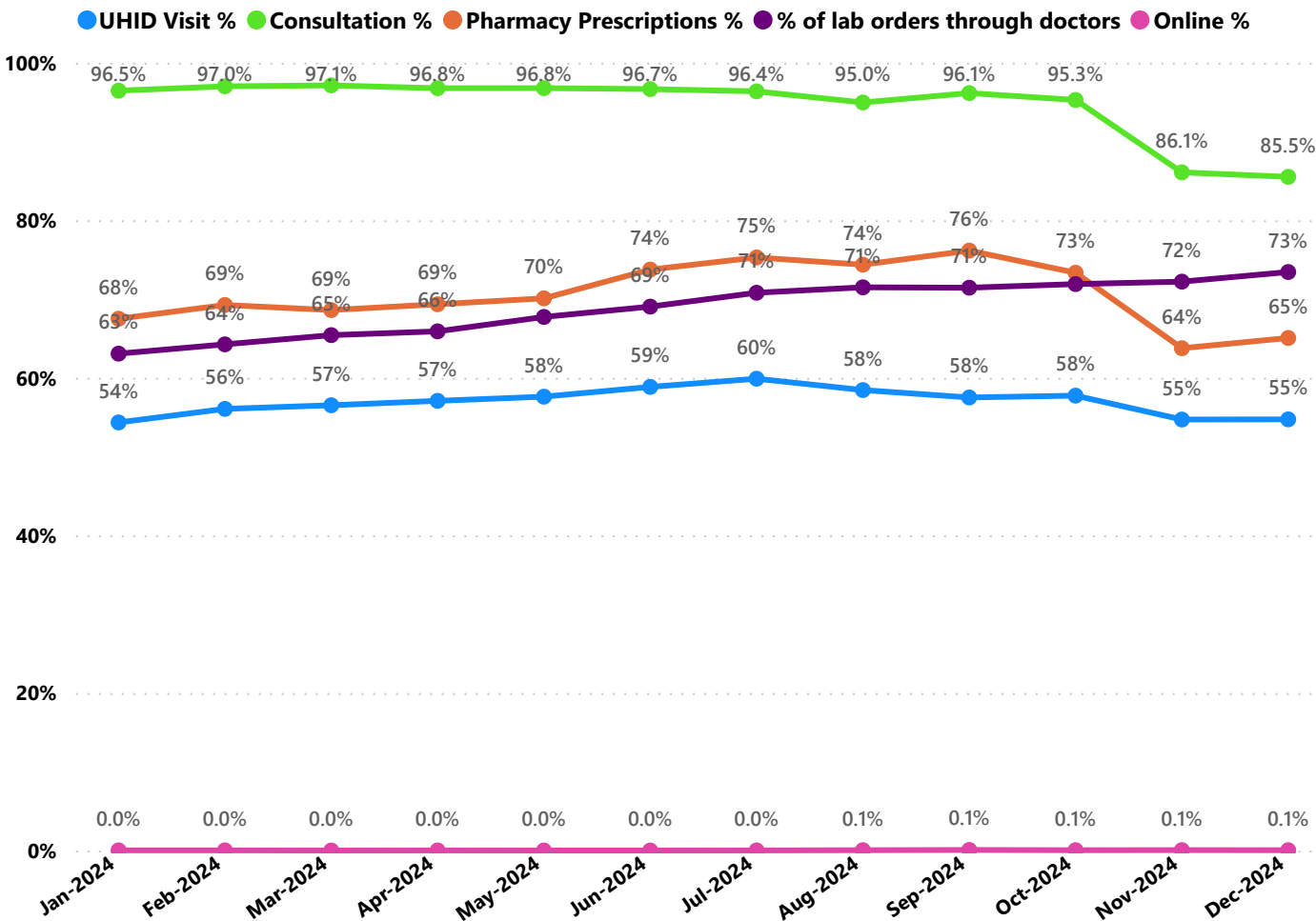
PRIMARY HEALTH CENTRE MULLANKOLLY

FAMILY HEALTH CENTRE BEGUR

Institutions where the reception module is either not started or not using



3.2 e-Health Performance Trend



- UHID Visit % is calculated as  $(UHID\ Visits / Total\ Visit) * 100$
- Consultation % is calculated as  $(Doctor\ Consultation / OP\ Visits) * 100$
- Pharmacy % is calculated as  $(Pharmacy\ Prescriptions / Total\ OP\ Visits) * 100$
- Lab % is calculated as  $(Lab\ orders\ given\ by\ doctors / Total\ Lab\ Orders) * 100$
- Online % is calculated as  $(Online\ appointments\ via\ web\ portal / Total\ OP\ Visits) * 100$

3.3 e-Health Performance Indicators

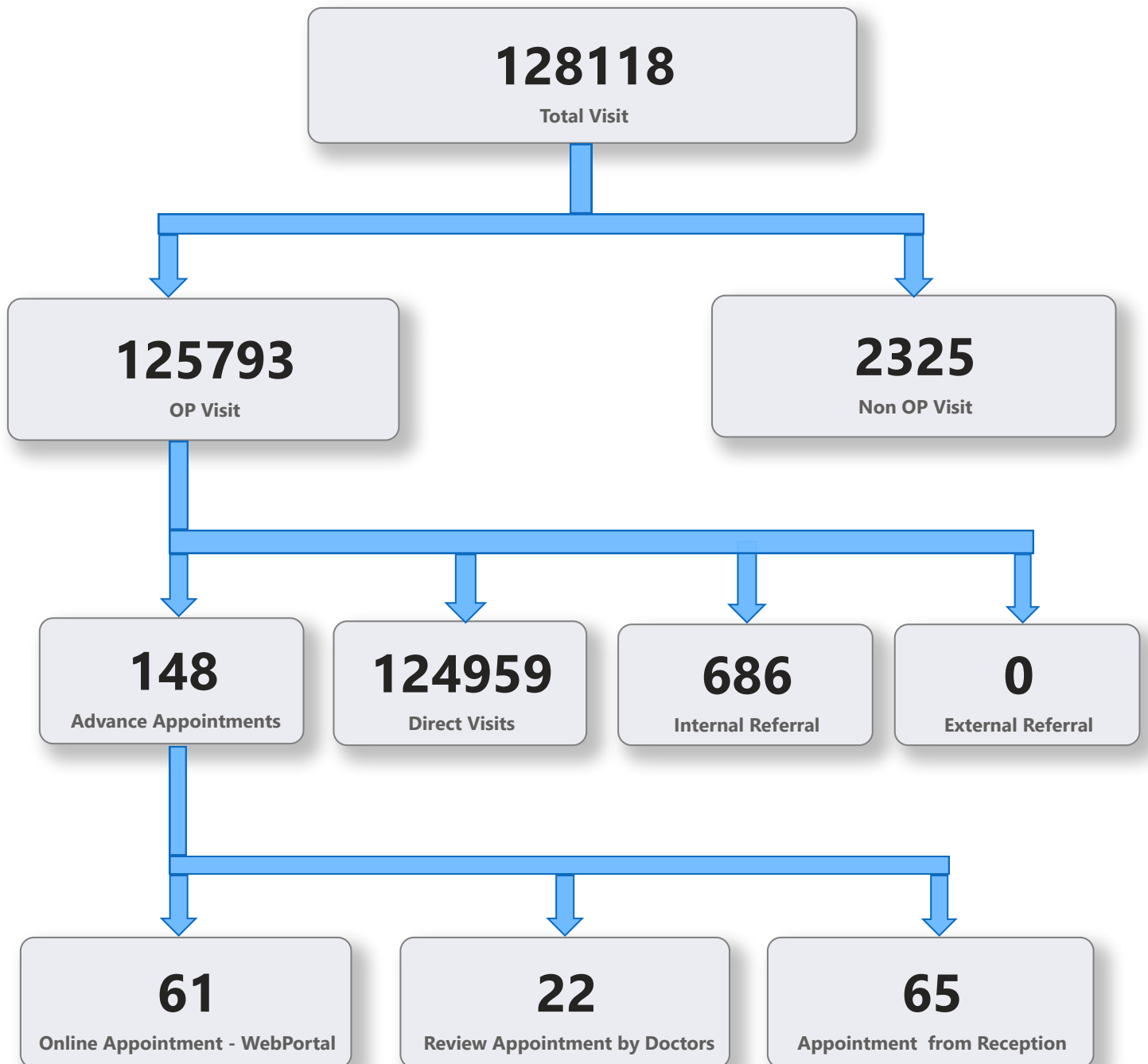
Hospital	UHID Visit %	Consultation %	Pharmacy Prescriptions %	% of Lab Orders given by Doctors
FAMILY HEALTH CENTER NOOLPUZHA	83.12%	98.58%	82.87%	95.24%
FAMILY HEALTH CENTRE PADINJARATHARA	71.84%	99.89%	92.98%	100.00%
FAMILY HEALTH CENTRE POZHUTHANA	83.05%	99.12%	88.09%	96.38%
FAMILY HEALTH CENTRE EDAVAKA	64.26%	99.82%	91.38%	91.21%
FAMILY HEALTH CENTRE KOTTATHARA	68.54%	98.29%	92.32%	98.28%
FAMILY HEALTH CENTRE POOTHADI	74.87%	99.96%	89.79%	96.68%
FAMILY HEALTH CENTRE VENGAPALLY	76.93%	99.57%	94.11%	86.86%
URBAN HEALTH WELNESS CENTER PAYYAMPALLY	60.10%	99.48%	95.47%	100.00%
URBAN PRIMARY HEALTH CENTRE MUNDERI	62.37%	96.49%	91.18%	96.06%
FAMILY HEALTH CENTRE AMBALAVAYAL	62.68%	98.95%	90.64%	84.20%
FAMILY HEALTH CENTRE CHEERAL	74.76%	98.33%	87.51%	84.91%
FAMILY HEALTH CENTRE CHETHALAYAM	71.08%	99.88%	89.74%	88.17%
FAMILY HEALTH CENTRE VELLAMUNDA	63.48%	99.93%	91.01%	82.64%
FAMILY HEALTH CENTRE THONDERNAD	65.33%	99.52%	93.65%	78.43%
PRIMARY HEALTH CENTRE CHULLIODE	65.06%	95.71%	89.10%	81.50%
PRIMARY HEALTH CENTRE KAPPUKUNNU	73.51%	99.86%	88.28%	76.70%
FAMILY HEALTH CENTRE MEPPADY	64.72%	98.55%	72.24%	77.76%
FAMILY HEALTH CENTRE APPAPARA	55.17%	83.78%	79.05%	83.48%
FAMILY HEALTH CENTRE VARADOOR	40.01%	93.43%	46.17%	98.95%
FAMILY HEALTH CENTRE VAZHAVATTA	20.76%	97.27%	57.20%	92.47%
M S PADMAIAH GOWDER MEMORIAL GOVERNMENT GENERAL HOSPITAL KALPETTA	37.29%	94.13%	43.64%	54.21%
COMMUNITY HEALTH CENTRE PANAMARAM	33.67%	0.04%	0.03%	0.00%
COMMUNITY HEALTH CENTRE THARIODE	29.41%	0.00%	0.00%	0.00%
PRIMARY HEALTH CENTRE MULLANKOLLY	70.00%	0.00%	0.00%	0.00%

4. Status of Modules Usage in Hospitals

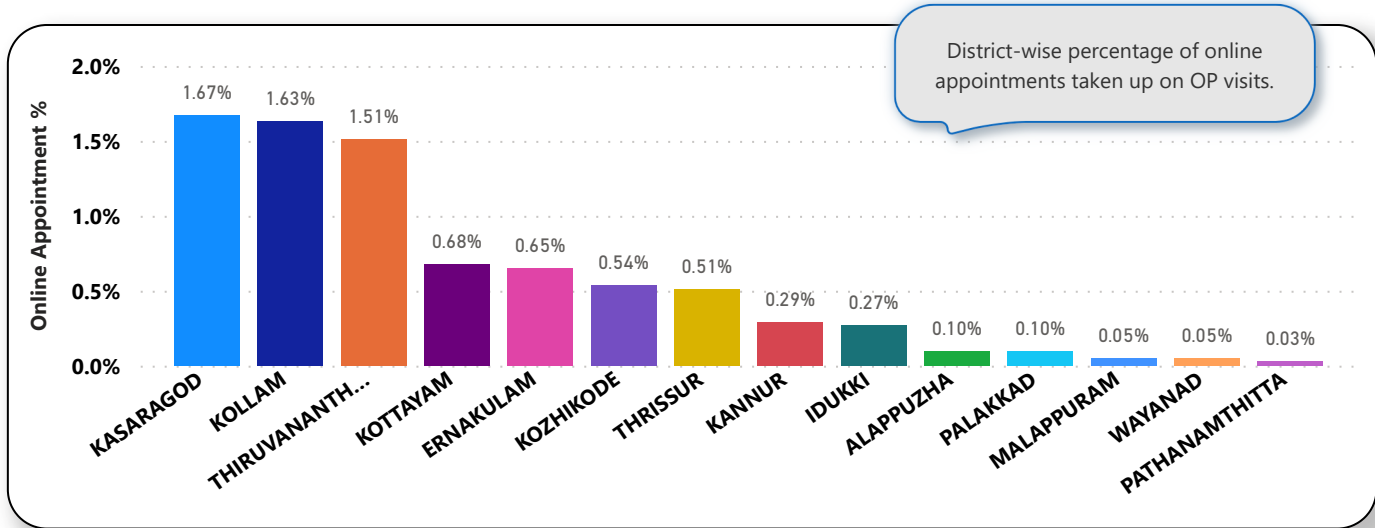
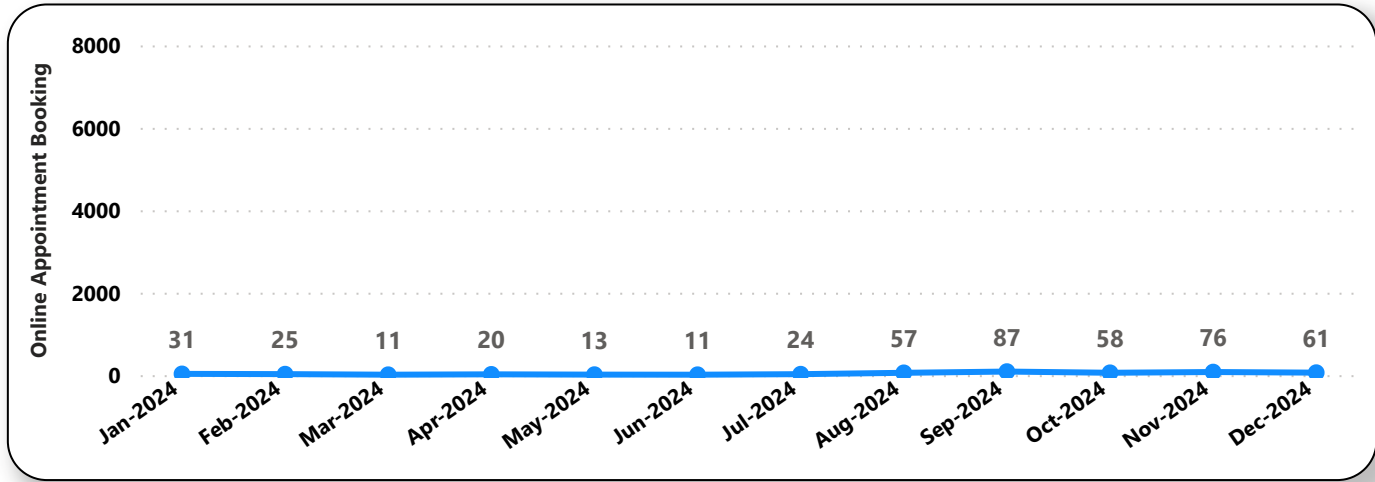
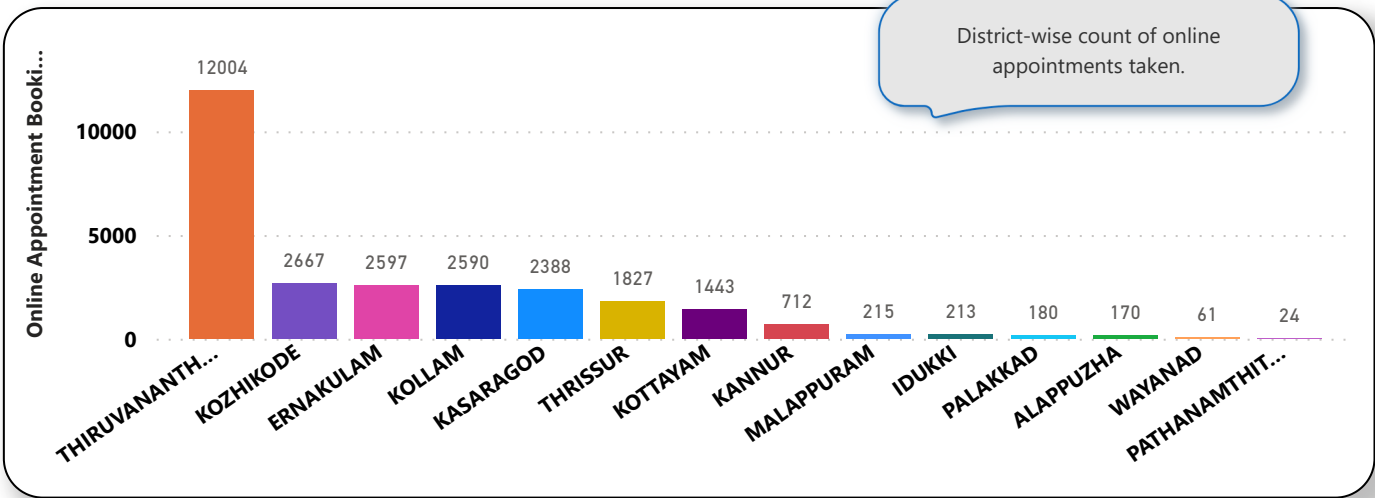
District wise status of live institutions and the count of various modules [Reception, OP Consultation, Lab, Pharmacy] started / functional. This list excludes Medical College Hospitals, CCRC and PH Labs.

District	Live Institutions	Reception	Consultation	Pharmacy	Lab
THIRUVANANTHAPURAM	102	95 (93%)	85 (83%)	75 (74%)	80 (78%)
ERNAKULAM	73	70 (96%)	57 (78%)	45 (62%)	37 (51%)
THRISSUR	71	71 (100%)	68 (96%)	66 (93%)	63 (89%)
KOZHIKODE	61	59 (97%)	57 (93%)	52 (85%)	54 (89%)
MALAPPURAM	58	55 (95%)	53 (91%)	48 (83%)	45 (78%)
PALAKKAD	45	43 (96%)	41 (91%)	38 (84%)	39 (87%)
KANNUR	44	42 (95%)	38 (86%)	35 (80%)	31 (70%)
ALAPPUZHA	35	35 (100%)	34 (97%)	33 (94%)	30 (86%)
KOTTAYAM	35	31 (89%)	29 (83%)	29 (83%)	28 (80%)
KOLLAM	31	31 (100%)	31 (100%)	31 (100%)	29 (94%)
KASARAGOD	24	24 (100%)	24 (100%)	20 (83%)	18 (75%)
WAYANAD	24	23 (96%)	21 (88%)	21 (88%)	19 (79%)
IDUKKI	23	23 (100%)	22 (96%)	22 (96%)	21 (91%)
PATHANAMTHITTA	20	18 (90%)	17 (85%)	17 (85%)	16 (80%)
Total	646	620 (96%)	577 (89%)	532 (82%)	510 (79%)

5. Appointment Booking in Hospitals (except Medical Colleges)

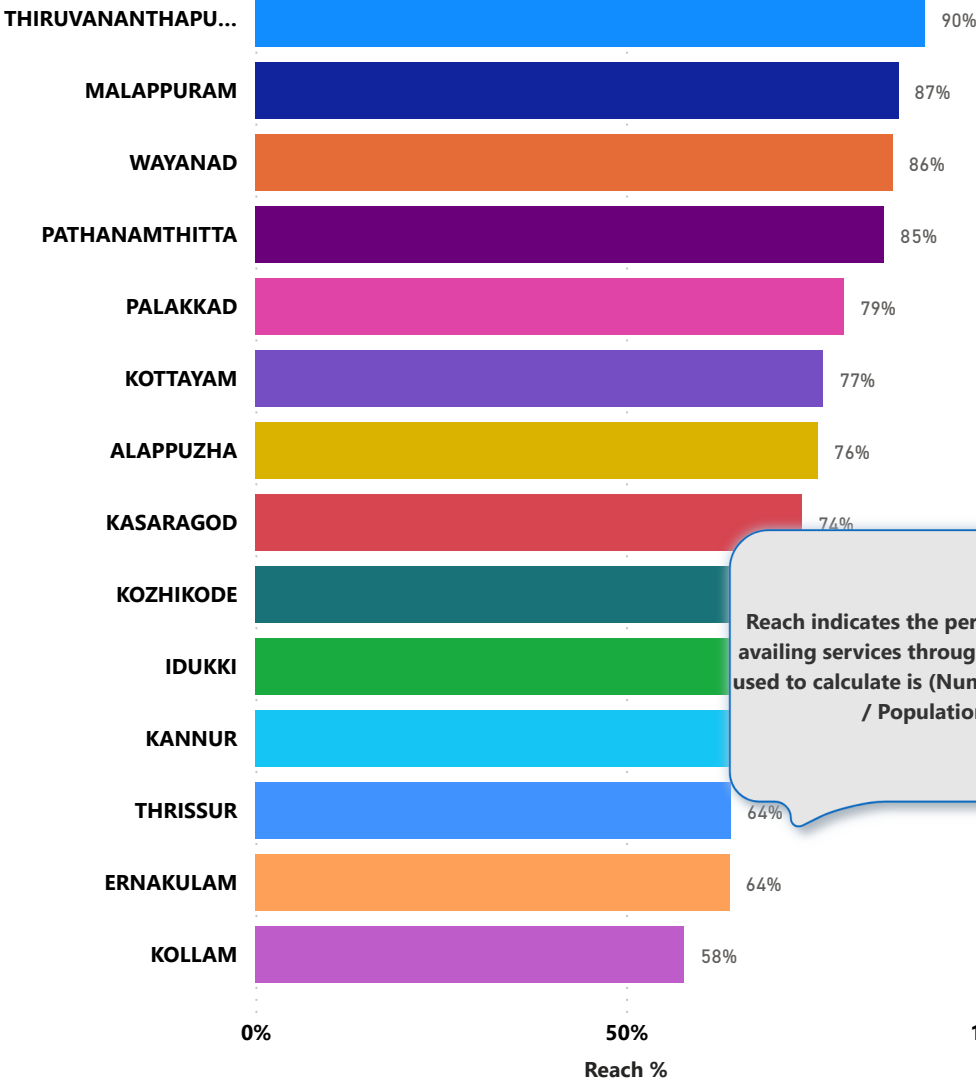


5. 1 Online Appointment Booking in Hospitals (except Medical Colleges)





6. eHealth Performance - Reach



Reach indicates the percentage of population availing services through eHealth. The formula used to calculate is (Number of UHID registered / Population) \* 100 %.