

1. eHealth Kerala - Vital Statistics

Hospital Type	Live Institutions
Family Health Centre	26
Urban Primary Health Centre	2
District Hospital	1
Medical College Hospital	1
Specialty Hospital - Women Children	1
Taluk Hospital	1
Total	32

2. eHealth - District Ranking Matrix Based on Performance of all Institutions (except Medical Colleges)

The ranking matrix showcase the district performance in providing eHealth services through all institutions (except Medical Colleges) based on six different parameters. These parameters include whether the reception module is started or not, UHID Visits, Doctor Consultation, Pharmacy Prescriptions by doctors, Percentage of lab orders through doctors and number of Live Institutions. Based on the ranking, the districts are classified into three broad categories, the best performing districts, the average performing districts and the low performing districts.

The best performing districts should strive to continue to remain in the same position, whereas the average performing as well as the low performing districts should strive to reach to the 'top four' league.

The ranking matrix for the current month February '24 along with previous two months are as given in the table .

District	December	January	February
WAYANAD	1	1	1
IDUKKI	3	2	2
PALAKKAD	3	2	2
PATHANAMTHITTA	2	3	3
MALAPPURAM	4	3	4
THIRUVANANTHAPURAM	6	4	4
THRISSUR	5	4	4
KOLLAM	6	5	5
KOZHIKODE	6	5	5
ALAPPUZHA	6	6	6
KOTTAYAM	5	6	6
KANNUR	5	5	7
KASARAGOD	6	5	8
ERNAKULAM	7	7	9

- Best performing
- Average performing
- Low performing

3. eHealth - Institution Level Ranking (except Medical Colleges)

Hospital	Rank
Family Health Centre Aroor	1
Family Health Centre Cheruthana	1
Family Health Centre Palamel	1
Family Health Centre Punnapra North	1
Family Health Centre Purakkad	1
Family Health Centre Vettakkal	1
Family Health Centre Arattupuzha	2
Family Health Centre Pallipuram	2
Family Health Centre Panavally	2
Family Health Centre Veeyapuram	2
Urban Primary Health Centre Mullathu Valappu	2
Family Health Centre Chettikulangara	3
Family Health Centre Kalavoor	4
Family Health Centre Kanjikuzhy	4
Urban Primary Health Centre Cheravally	4
Taluk Hospital Thuravoor	5
Family Health Centre Ezhupunna	6
Family Health Centre Perumbalam	6
Women And Children Hospital Alappuzha	7
Family Health Centre Kandalloor	8
Family Health Centre Cherthala South	9
District Hospital Mavelikara	10
Family Health Centre Vayalar	11
Family Health Centre Karthikappally	12

3.1 eHealth Performance - Reception Module

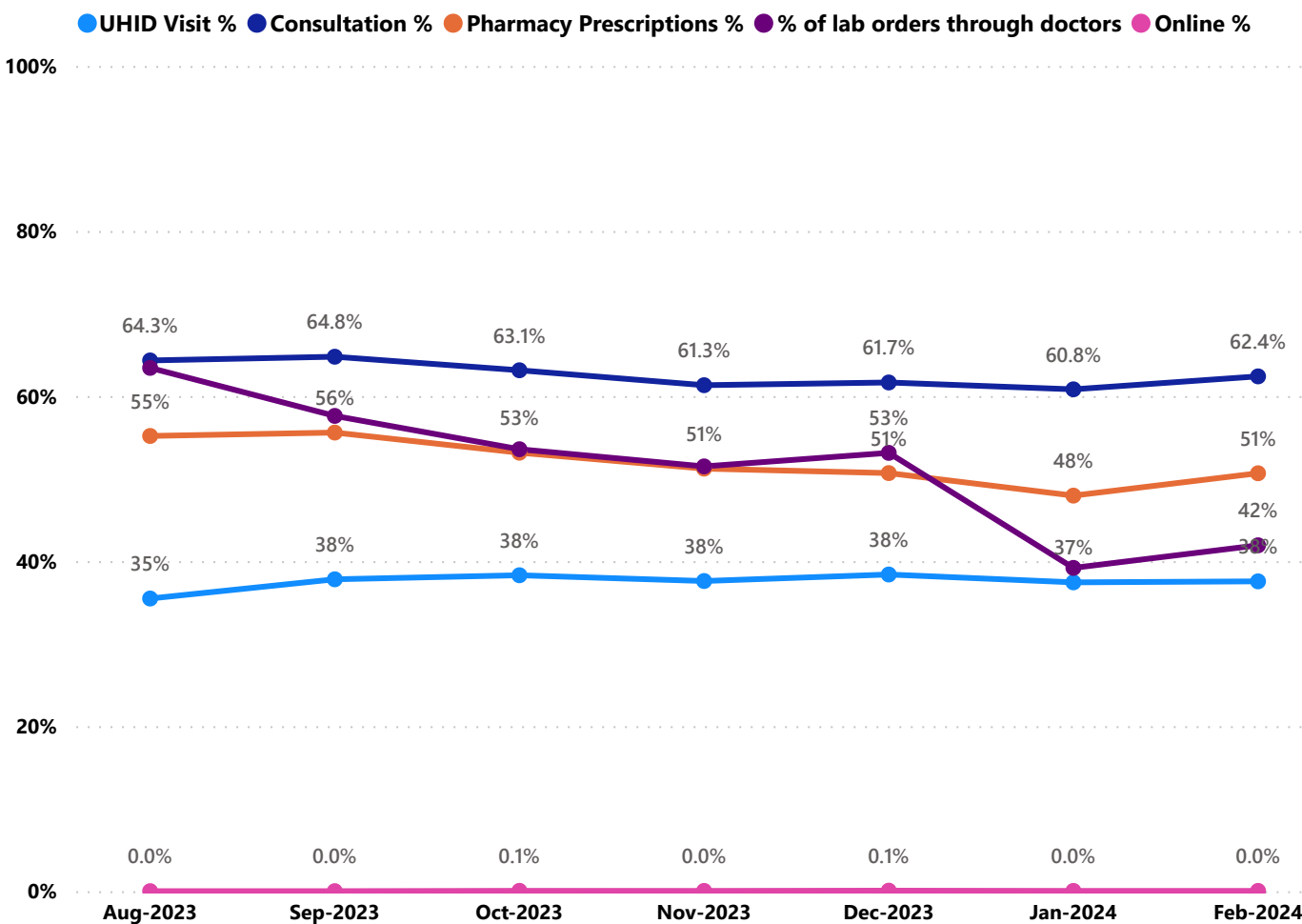
Reception Module is considered to be functional in an institution only if the number of total visits for the month is of minimum 500.

District	Institution Count	Institutions with Reception	% of institutions with Reception
IDUKKI	20	20	100.00%
PATHANAMTHITTA	19	19	100.00%
WAYANAD	17	17	100.00%
PALAKKAD	44	42	95.45%
THIRUVANANTHAPURAM	100	93	93.00%
MALAPPURAM	53	49	92.45%
KASARAGOD	23	19	82.61%
THRISSUR	69	57	82.61%
KOZHIKODE	55	45	81.82%
KANNUR	40	31	77.50%
KOTTAYAM	31	23	74.19%
ERNAKULAM	53	39	73.58%
KOLLAM	30	22	73.33%
ALAPPUZHA	31	22	70.97%

Hospital Name
FAMILY HEALTH CENTRE VAYALAR
FAMILY HEALTH CENTRE THOTTAPPALLY
FAMILY HEALTH CENTRE THAMARAKULAM
FAMILY HEALTH CENTRE PALLITHODU
FAMILY HEALTH CENTRE NOORANAD
FAMILY HEALTH CENTRE MARARIKULAM NORTH
FAMILY HEALTH CENTRE KARTHIKAPPALLY
FAMILY HEALTH CENTRE DEVIKULANGARA
FAMILY HEALTH CENTRE BHARANIKAVU

Institutions where the reception module is either not started or not using

3.2 e-Health Performance Trend



- UHID Visit % is calculated as (UHID Visits / Total Visit) *100
- Consultation % is calculated as (Doctor Consultation / OP Visits) *100
- Pharmacy % is calculated as (Pharmacy Prescriptions/ Total OP Visits) *100
- Lab % is calculated as (Lab orders given by doctors/Total Lab Orders) *100
- Online % is calculated as (Online appointments via web portal/Total OP Visits) *100

3.3 e-Health Performance Indicators

Institutions with atleast 100 UHID visits are listed here.

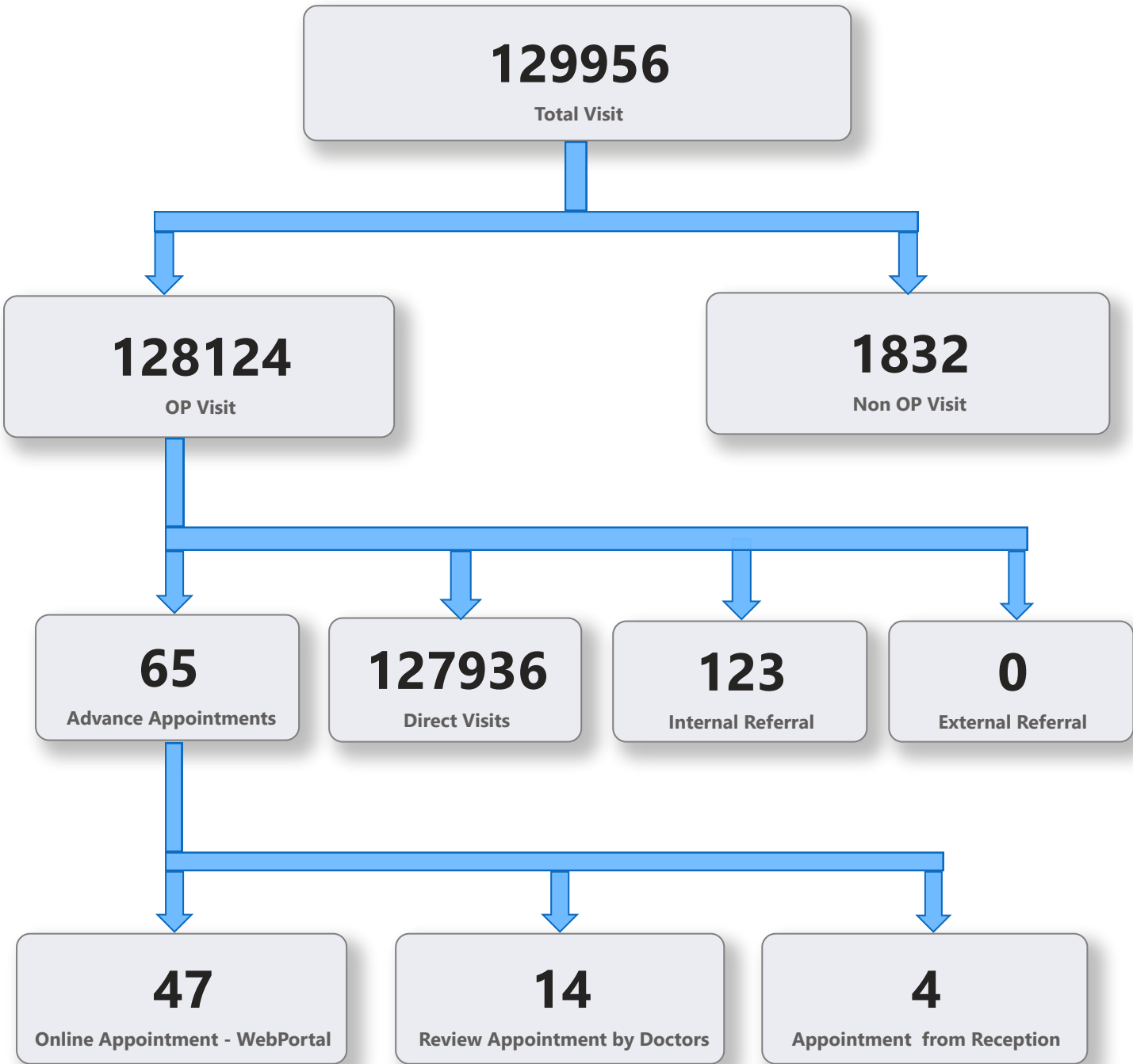
Hospital	UHID Visit %	Consultation %	Pharmacy Prescriptions %	% of Lab Orders given by Doctors
Family Health Centre Vettakkal	89.73%	95.91%	94.66%	86.86%
Family Health Centre Purakkad	85.62%	96.02%	94.14%	14.50%
Family Health Centre Punnapra North	77.82%	98.50%	95.00%	96.26%
Family Health Centre Perumbalam	73.32%	11.44%	10.72%	19.64%
Family Health Centre Palamel	70.16%	98.37%	82.02%	97.42%
Family Health Centre Aroor	64.90%	96.08%	84.54%	62.08%
Family Health Centre Cheruthana	64.09%	95.96%	93.21%	100.00%
Family Health Centre Arattupuzha	58.51%	94.60%	89.50%	100.00%
Family Health Centre Kandalloor	58.24%	0.00%	0.00%	
Family Health Centre Panavally	58.21%	92.40%	91.10%	16.22%
Family Health Centre Veeyapuram	57.96%	97.41%	94.46%	73.59%
Urban Primary Health Centre Mullathu Valappu	57.25%	90.55%	88.89%	97.72%
Family Health Centre Chettikulangara	56.15%	91.94%	68.20%	100.00%
Family Health Centre Pallipuram	52.29%	98.68%	92.80%	56.99%
Family Health Centre Kanjikuzhy	51.93%	81.06%	75.00%	54.34%
Urban Primary Health Centre Cheravally	45.08%	80.43%	74.68%	40.36%
Family Health Centre Ezhupunna	38.02%	79.30%	12.90%	75.00%
Family Health Centre Kalavoor	35.42%	96.33%	70.70%	98.31%
Family Health Centre Cherthala South	32.84%	0.00%	0.00%	
Women And Children Hospital Alappuzha	20.05%	39.80%	14.83%	42.08%
Taluk Hospital Thuravoor	10.35%	75.21%	65.76%	56.78%
District Hospital Mavelikara	4.31%	15.15%	5.10%	1.40%

4. Status of Modules Usage in Hospitals

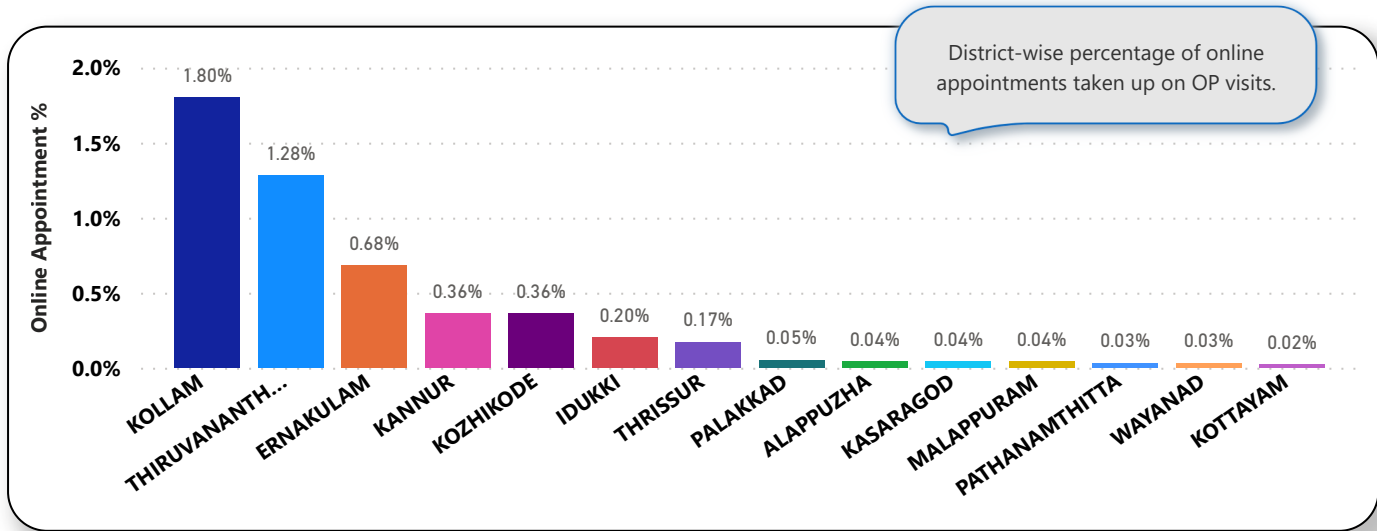
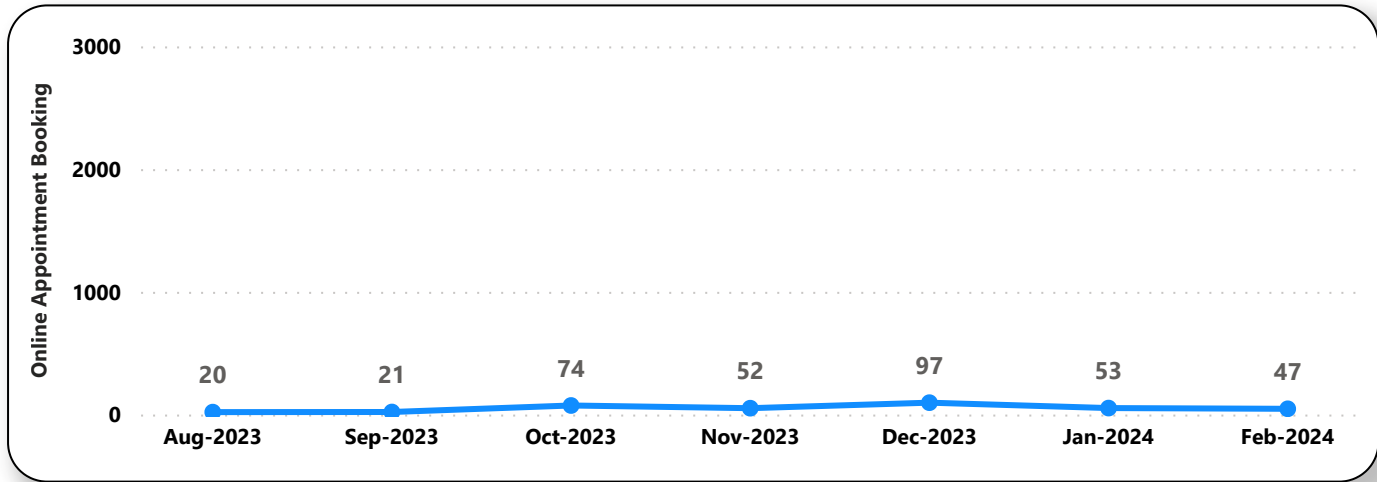
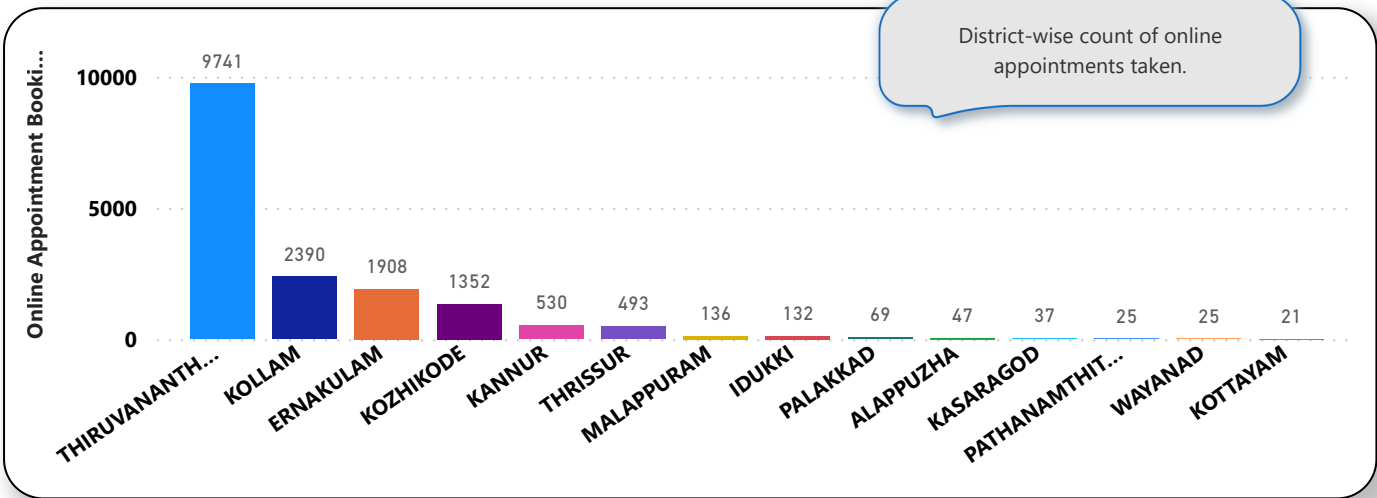
District wise status of live institutions and the count of various modules [Reception, OP Consultation, Lab, Pharmacy] started / functional.

District Name	Live Institutions	Reception	Consultation	Lab	Pharmacy
THIRUVANANTHAPURAM	102	95 (93.1%)	87 (85.3%)	78 (76.5%)	73 (71.6%)
THRISSUR	69	57 (82.6%)	56 (81.2%)	52 (75.4%)	52 (75.4%)
KOZHIKODE	55	45 (81.8%)	33 (60.%)	36 (65.5%)	33 (60.%)
MALAPPURAM	54	49 (90.7%)	47 (87.%)	39 (72.2%)	40 (74.1%)
ERNAKULAM	53	39 (73.6%)	26 (49.1%)	20 (37.7%)	16 (30.2%)
PALAKKAD	44	43 (97.7%)	38 (86.4%)	33 (75.%)	32 (72.7%)
KANNUR	40	31 (77.5%)	28 (70.%)	25 (62.5%)	24 (60.%)
ALAPPUZHA	31	22 (71.%)	20 (64.5%)	19 (61.3%)	20 (64.5%)
KOTTAYAM	31	23 (74.2%)	21 (67.7%)	16 (51.6%)	21 (67.7%)
KOLLAM	30	22 (73.3%)	22 (73.3%)	22 (73.3%)	22 (73.3%)
KASARAGOD	23	20 (87.%)	16 (69.6%)	14 (60.9%)	16 (69.6%)
IDUKKI	20	20 (100.%)	19 (95.%)	15 (75.%)	19 (95.%)
PATHANAMTHITTA	19	19 (100.%)	16 (84.2%)	13 (68.4%)	15 (78.9%)
WAYANAD	17	17 (100.%)	17 (100.%)	16 (94.1%)	17 (100.%)
Total	588	502 (85.4%)	446 (75.9%)	398 (67.7%)	400 (68.%)

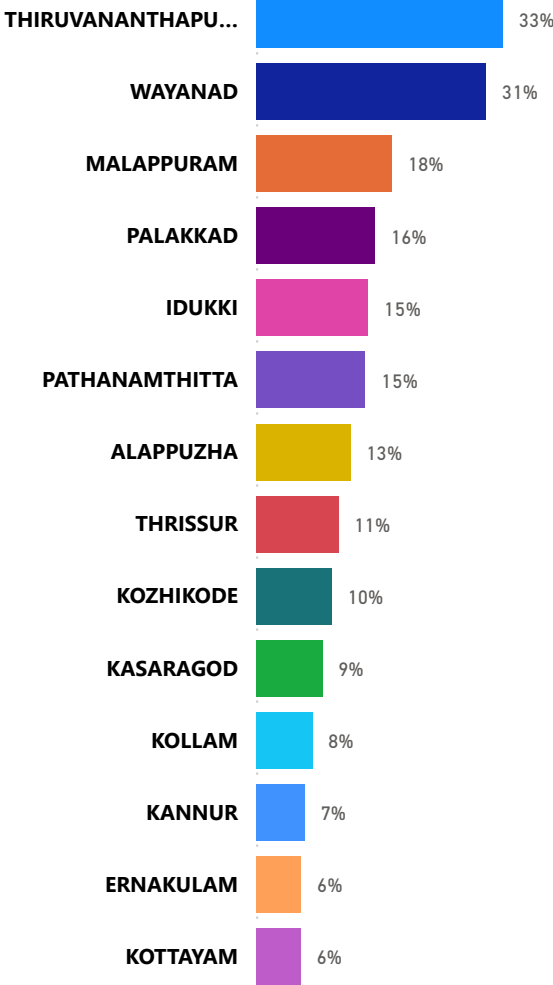
5. Appointment Booking in Hospitals (except Medical Colleges)



5. 1 Online Appointment Booking in Hospitals (except Medical Colleges)



6. eHealth Performance - Reach



Reach indicates the percentage of population availing services through eHealth. The formula used to calculate is (Number of UHID registered / Population) * 100 %.