

1. eHealth Kerala - Vital Statistics

Hospital Type	Live Institutions
Family Health Centre	17
Community Health Centre	1
Taluk Headquarters Hospital	1
Urban Primary Health Centre	1
Total	20

2. eHealth - District Ranking Matrix Based on Performance of all Institutions (except Medical Colleges)

The ranking matrix showcase the district performance in providing eHealth services through all institutions (except Medical Colleges) based on six different parameters. These parameters include whether the reception module is started or not, UHID Visits, Doctor Consultation, Pharmacy Prescriptions by doctors, Percentage of lab orders through doctors and number of Live Institutions. Based on the ranking, the districts are classified into three broad categories, the best performing districts, the average performing districts and the low performing districts.

The best performing districts should strive to continue to remain in the same position, whereas the average performing as well as the low performing districts should strive to reach to the 'top four' league.

The ranking matrix for the current month February '24 along with previous two months are as given in the table .

District	December	January	February
WAYANAD	1	1	1
IDUKKI	3	2	2
PALAKKAD	3	2	2
PATHANAMTHITTA	2	3	3
MALAPPURAM	4	3	4
THIRUVANANTHAPURAM	6	4	4
THRISSUR	5	4	4
KOLLAM	6	5	5
KOZHIKODE	6	5	5
ALAPPUZHA	6	6	6
KOTTAYAM	5	6	6
KANNUR	5	5	7
KASARAGOD	6	5	8
ERNAKULAM	7	7	9

- Best performing
- Average performing
- Low performing

3. eHealth - Institution Level Ranking (except Medical Colleges)

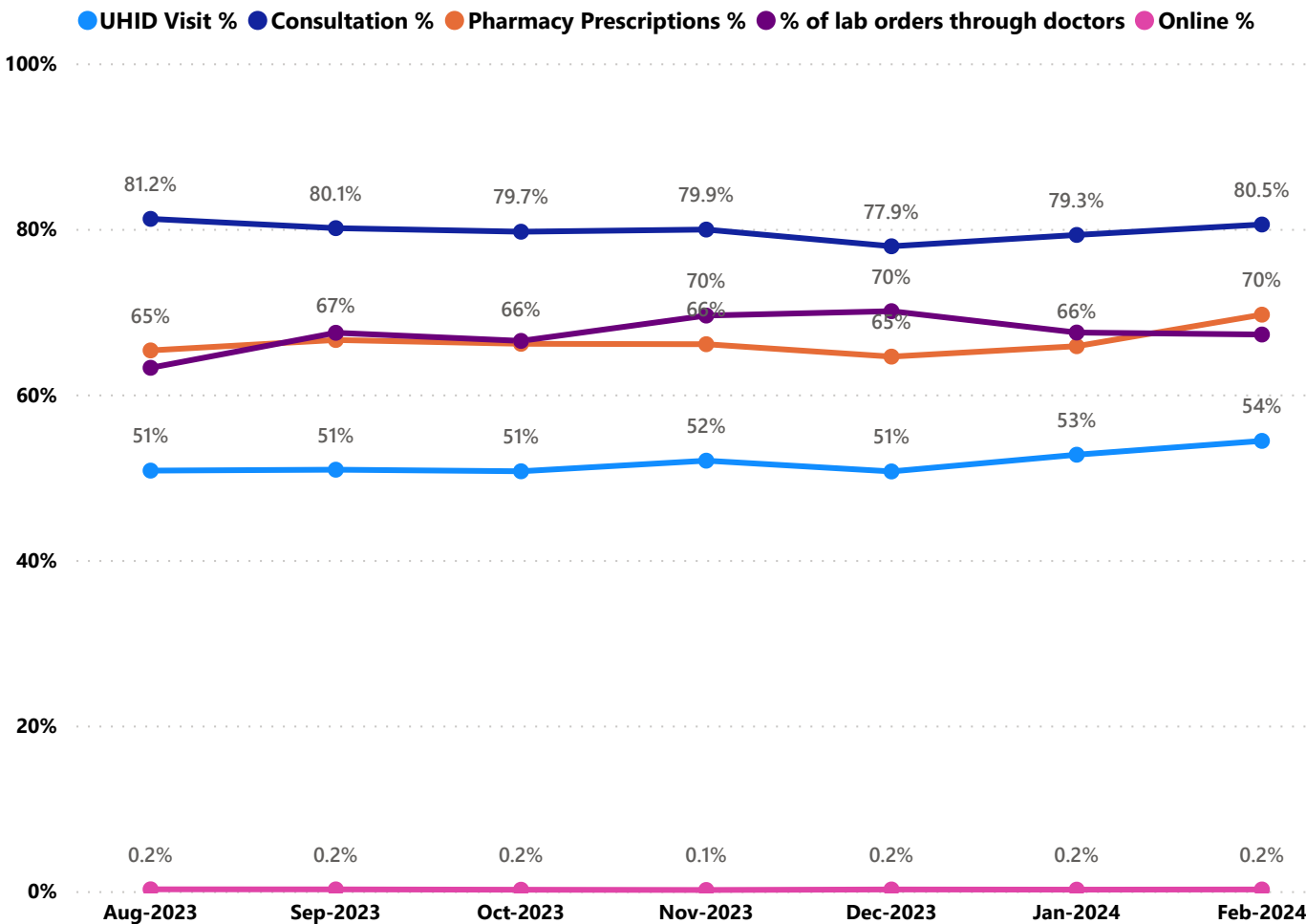
Hospital	Rank
Family Health Centre Alakode	1
Family Health Centre Arakulam	1
Family Health Centre Elamdesom	1
Family Health Centre Kudayathur	1
Family Health Centre Kumaramangalam	1
Family Health Centre Bison Valley	2
Family Health Centre Kamakshy	2
Family Health Centre Kanchiyar	2
Family Health Centre Karimkunnam	2
Family Health Centre Kumily	2
Family Health Centre Mariyapuram	2
Family Health Centre Rajakumary	2
Family Health Centre Udumbanchola	2
Family Health Centre Muttom	3
Family Health Centre Peruvanthanam	3
Family Health Centre Vattavada	3
Urban Primary Health Centre Parakkadavu	4
Family Health Centre Karunapuram	5
Family Health Centre Konnathady	6
Taluk Headquarters Hospital Nedumkandam	7

3.1 eHealth Performance - Reception Module

Reception Module is considered to be functional in an institution only if the number of total visits for the month is of minimum 500.

District	Institution Count	Institutions with Reception	% of institutions with Reception
IDUKKI	20	20	100.00%
PATHANAMTHITTA	19	19	100.00%
WAYANAD	17	17	100.00%
PALAKKAD	44	42	95.45%
THIRUVANANTHAPURAM	100	93	93.00%
MALAPPURAM	53	49	92.45%
KASARAGOD	23	19	82.61%
THRISSUR	69	57	82.61%
KOZHIKODE	55	45	81.82%
KANNUR	40	31	77.50%
KOTTAYAM	31	23	74.19%
ERNAKULAM	53	39	73.58%
KOLLAM	30	22	73.33%
ALAPPUZHA	31	22	70.97%

3.2 e-Health Performance Trend



- UHID Visit % is calculated as $(UHID\ Visits / Total\ Visit) \times 100$
- Consultation % is calculated as $(Doctor\ Consultation / OP\ Visits) \times 100$
- Pharmacy % is calculated as $(Pharmacy\ Prescriptions / Total\ OP\ Visits) \times 100$
- Lab % is calculated as $(Lab\ orders\ given\ by\ doctors / Total\ Lab\ Orders) \times 100$
- Online % is calculated as $(Online\ appointments\ via\ web\ portal / Total\ OP\ Visits) \times 100$

3.3 e-Health Performance Indicators

Institutions with atleast 100 UHID visits are listed here.

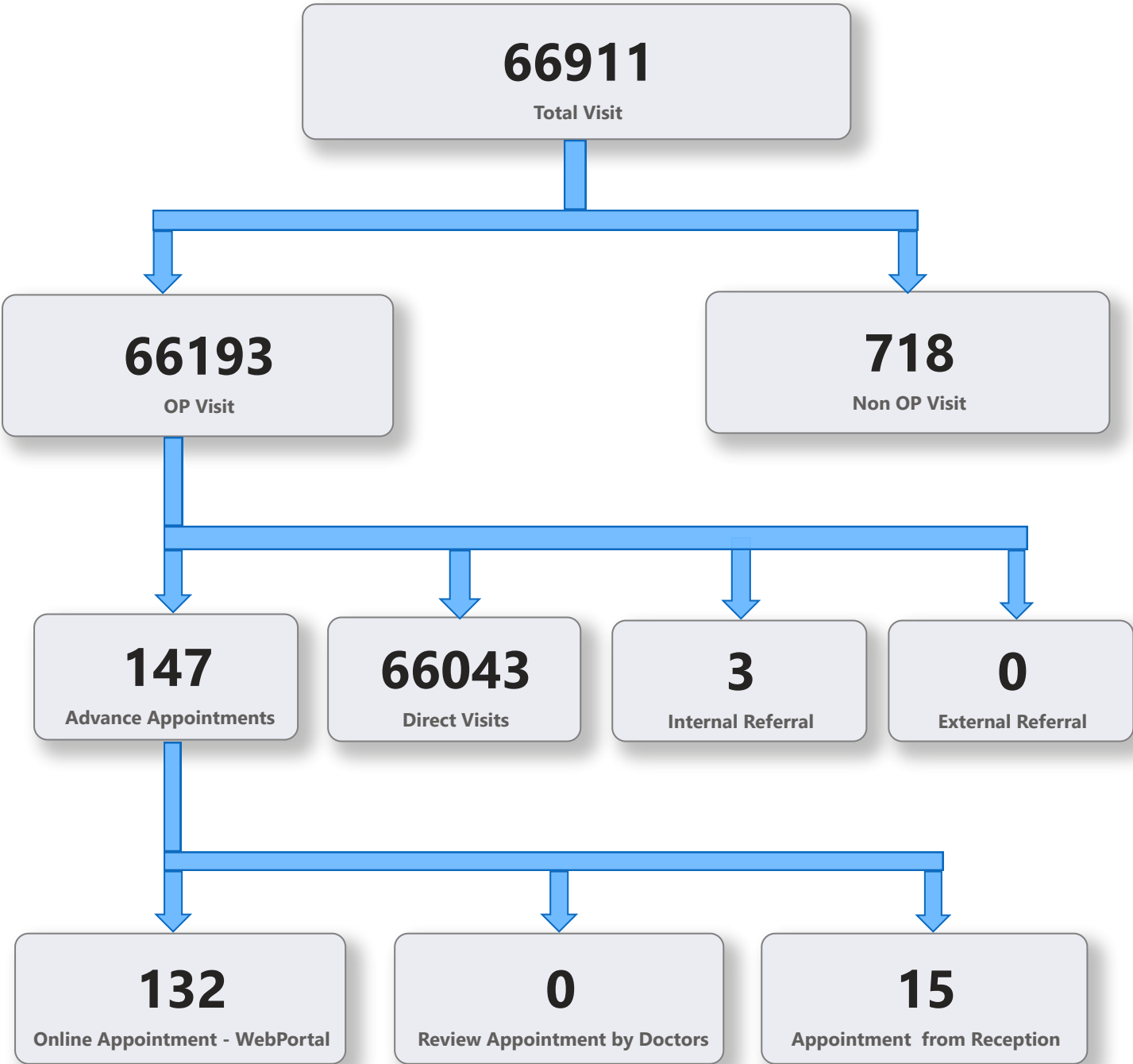
Hospital	UHID Visit %	Consultation %	Pharmacy Prescriptions %	% of Lab Orders given by Doctors
Family Health Centre Kudayathur	80.45%	99.50%	85.73%	100.00%
Family Health Centre Elamdesom	74.01%	99.48%	87.78%	46.05%
Family Health Centre Alakode	73.65%	95.74%	85.95%	89.25%
Family Health Centre Kumaramangalam	71.51%	99.13%	84.27%	100.00%
Family Health Centre Bison Valley	71.42%	88.53%	88.15%	59.87%
Family Health Centre Peruvanthanam	64.17%	87.18%	77.46%	100.00%
Family Health Centre Arakulam	64.10%	99.16%	85.77%	55.47%
Family Health Centre Konnathady	63.40%	26.64%	17.17%	3.14%
Family Health Centre Mariyapuram	59.66%	95.92%	86.03%	100.00%
Family Health Centre Karimkunnam	58.38%	99.07%	94.43%	99.23%
Family Health Centre Rajakumary	58.24%	99.74%	86.34%	92.00%
Family Health Centre Muttom	57.34%	95.82%	69.47%	60.03%
Family Health Centre Kanchiyar	57.24%	99.72%	80.09%	57.41%
Family Health Centre Karunapuram	55.90%	47.91%	39.69%	43.22%
Family Health Centre Udumbanchola	52.00%	99.76%	88.96%	83.44%
Urban Primary Health Centre Parakkadavu	51.57%	76.44%	68.20%	38.82%
Family Health Centre Kumily	47.36%	99.39%	89.15%	68.90%
Family Health Centre Kamakshy	44.19%	92.95%	84.64%	81.73%
Family Health Centre Vattavada	42.44%	87.23%	84.52%	100.00%
Taluk Headquarters Hospital Nedumkandam	8.97%	0.00%	0.00%	

4. Status of Modules Usage in Hospitals

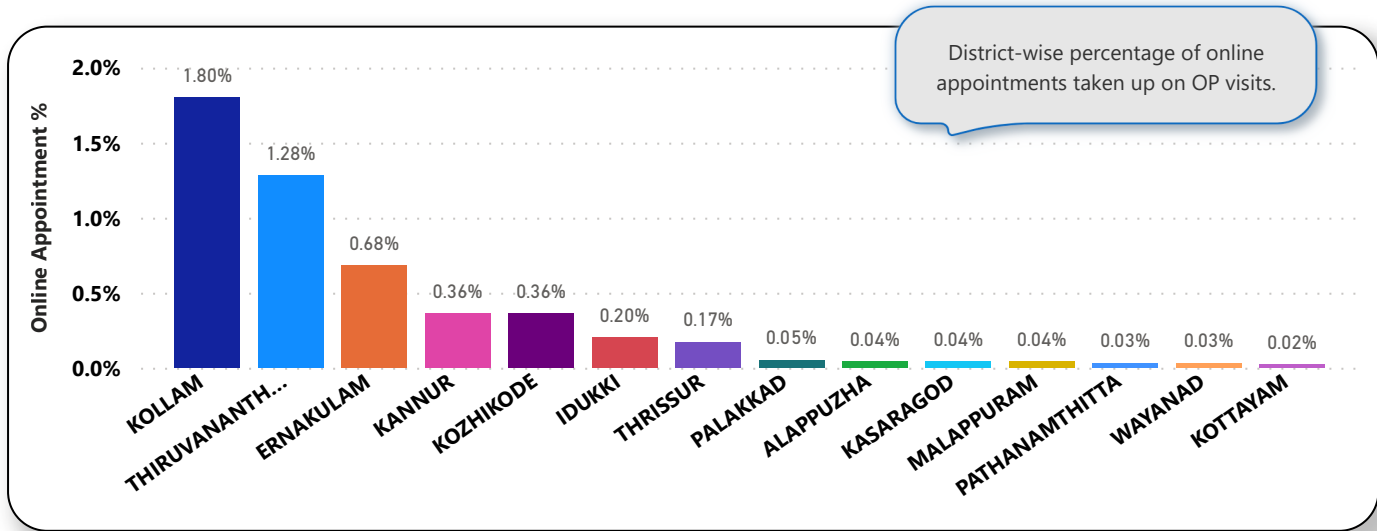
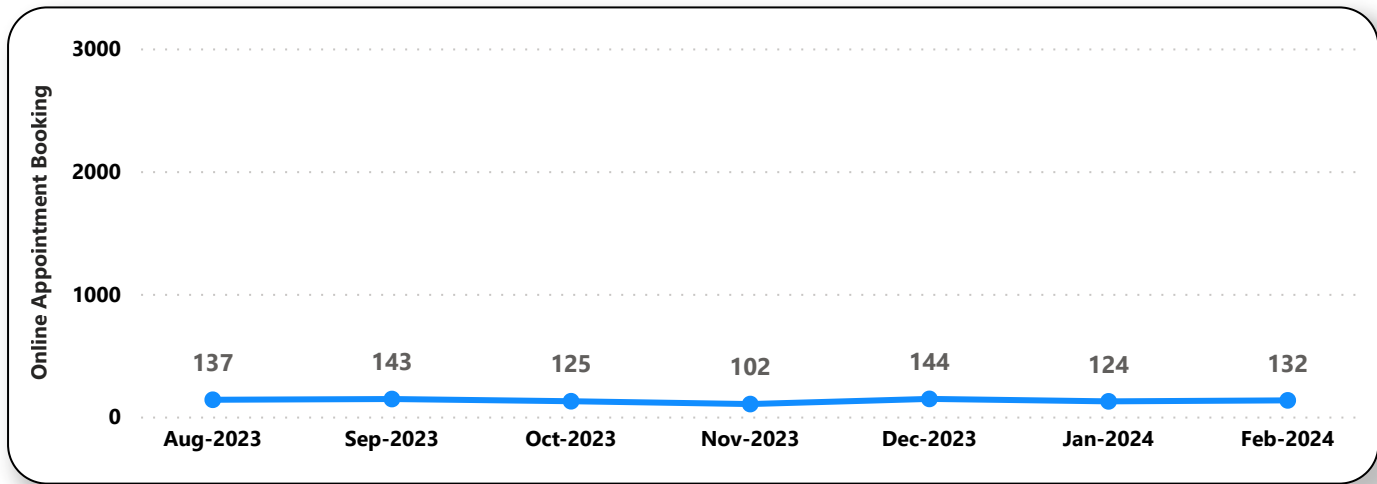
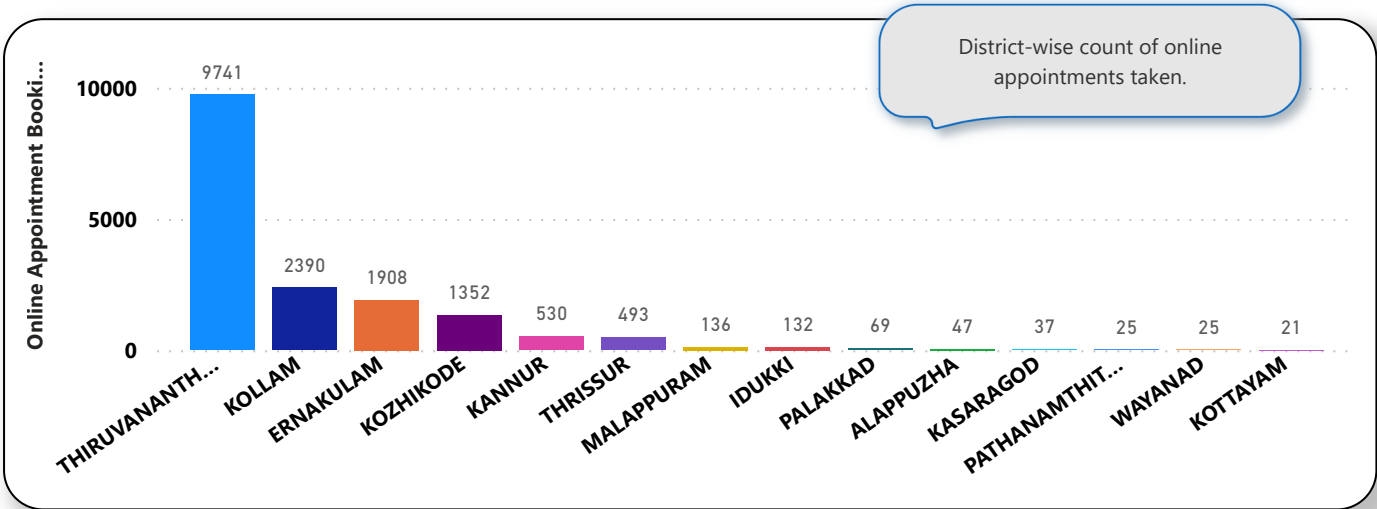
District wise status of live institutions and the count of various modules [Reception, OP Consultation, Lab, Pharmacy] started / functional.

District Name	Live Institutions	Reception	Consultation	Lab	Pharmacy
THIRUVANANTHAPURAM	102	95 (93.1%)	87 (85.3%)	78 (76.5%)	73 (71.6%)
THRISSUR	69	57 (82.6%)	56 (81.2%)	52 (75.4%)	52 (75.4%)
KOZHIKODE	55	45 (81.8%)	33 (60.%)	36 (65.5%)	33 (60.%)
MALAPPURAM	54	49 (90.7%)	47 (87.%)	39 (72.2%)	40 (74.1%)
ERNAKULAM	53	39 (73.6%)	26 (49.1%)	20 (37.7%)	16 (30.2%)
PALAKKAD	44	43 (97.7%)	38 (86.4%)	33 (75.%)	32 (72.7%)
KANNUR	40	31 (77.5%)	28 (70.%)	25 (62.5%)	24 (60.%)
ALAPPUZHA	31	22 (71.%)	20 (64.5%)	19 (61.3%)	20 (64.5%)
KOTTAYAM	31	23 (74.2%)	21 (67.7%)	16 (51.6%)	21 (67.7%)
KOLLAM	30	22 (73.3%)	22 (73.3%)	22 (73.3%)	22 (73.3%)
KASARAGOD	23	20 (87.%)	16 (69.6%)	14 (60.9%)	16 (69.6%)
IDUKKI	20	20 (100.%)	19 (95.%)	15 (75.%)	19 (95.%)
PATHANAMTHITTA	19	19 (100.%)	16 (84.2%)	13 (68.4%)	15 (78.9%)
WAYANAD	17	17 (100.%)	17 (100.%)	16 (94.1%)	17 (100.%)
Total	588	502 (85.4%)	446 (75.9%)	398 (67.7%)	400 (68.%)

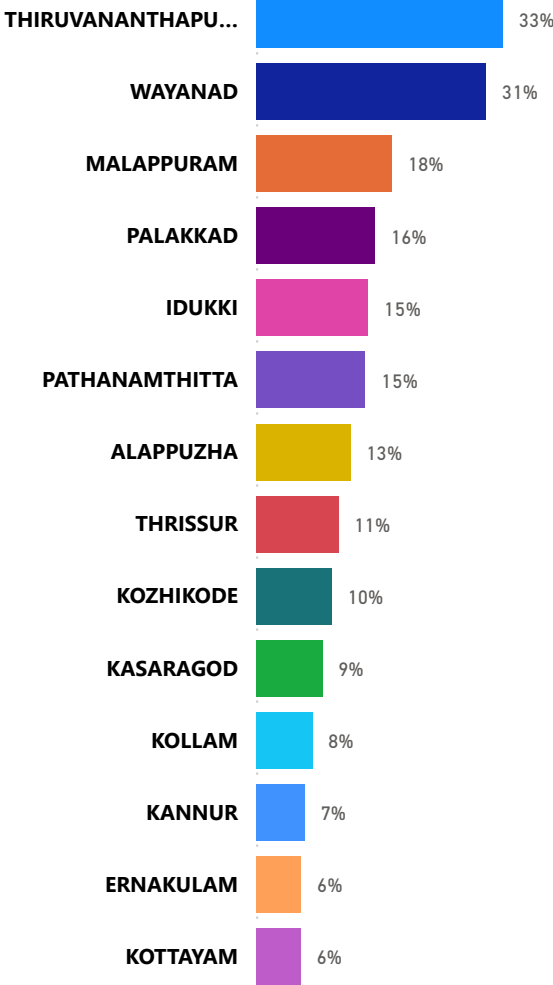
5. Appointment Booking in Hospitals (except Medical Colleges)



5. 1 Online Appointment Booking in Hospitals (except Medical Colleges)



6. eHealth Performance - Reach



Reach indicates the percentage of population availing services through eHealth. The formula used to calculate is (Number of UHID registered / Population) * 100 %.