

1. eHealth Kerala - Vital Statistics

Hospital Type	Live Institutions
Family Health Centre	27
Urban Primary Health Centre	2
Medical College Hospital	1
Taluk Headquarters Hospital	1
Total	31

2. eHealth - District Ranking Matrix Based on Performance of all Institutions (except Medical Colleges)

The ranking matrix showcase the district performance in providing eHealth services through all institutions (except Medical Colleges) based on six different parameters. These parameters include whether the reception module is started or not, UHID Visits, Doctor Consultation, Pharmacy Prescriptions by doctors, Percentage of lab orders through doctors and number of Live Institutions. Based on the ranking, the districts are classified into three broad categories, the best performing districts, the average performing districts and the low performing districts.

The best performing districts should strive to continue to remain in the same position, whereas the average performing as well as the low performing districts should strive to reach to the 'top four' league.

The ranking matrix for the current month February '24 along with previous two months are as given in the table .

District	December	January	February
WAYANAD	1	1	1
IDUKKI	3	2	2
PALAKKAD	3	2	2
PATHANAMTHITTA	2	3	3
MALAPPURAM	4	3	4
THIRUVANANTHAPURAM	6	4	4
THRISSUR	5	4	4
KOLLAM	6	5	5
KOZHIKODE	6	5	5
ALAPPUZHA	6	6	6
KOTTAYAM	5	6	6
KANNUR	5	5	7
KASARAGOD	6	5	8
ERNAKULAM	7	7	9

- Best performing
- Average performing
- Low performing

3. eHealth - Institution Level Ranking (except Medical Colleges)

Hospital	Rank
Family Health Centre Ezhukone Pavithreswaram	1
Family Health Centre Perumon	1
Family Health Centre Sreenarayanapuram	1
Family Health Centre Thekkumbhagam	1
Family Health Centre Thenmala	1
Family Health Centre Veliyam	1
Urban Primary Health Centre Uliyakovil	1
Family Health Centre Chavara	2
Family Health Centre Sakthikulangara	2
Family Health Centre Thazhava	2
Urban Primary Health Centre Mundakkal	2
Family Health Centre Alappad	3
Family Health Centre Azheekkal	3
Family Health Centre Elampalloor	3
Family Health Centre Kulasekharapuram	3
Family Health Centre Ummannoor	3
Family Health Centre Mancode Chithara	4
Family Health Centre Vallikkavu	5
Family Health Centre Chathannoor	6
Family Health Centre Vilakkudy	7
C Kesavan Memorial Family Health Centre Mayyanad	8
Taluk Headquarters Hospital Punalur	9
Family Health Centre Karavalur	10
Family Health Centre Piravanthoor	11

3.1 eHealth Performance - Reception Module

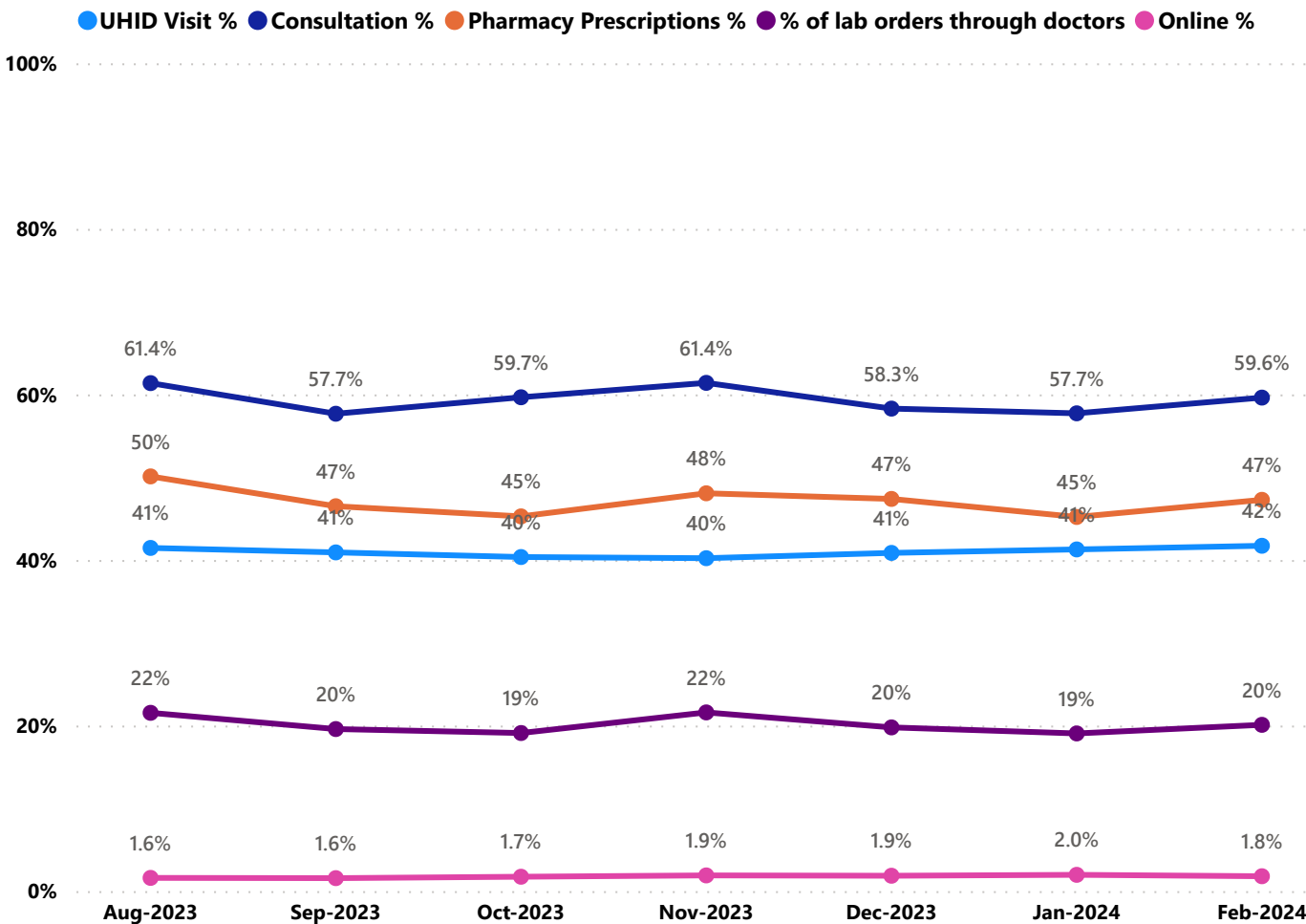
Reception Module is considered to be functional in an institution only if the number of total visits for the month is of minimum 500.

District	Institution Count	Institutions with Reception	% of institutions with Reception
IDUKKI	20	20	100.00%
PATHANAMTHITTA	19	19	100.00%
WAYANAD	17	17	100.00%
PALAKKAD	44	42	95.45%
THIRUVANANTHAPURAM	100	93	93.00%
MALAPPURAM	53	49	92.45%
KASARAGOD	23	19	82.61%
THRISSUR	69	57	82.61%
KOZHIKODE	55	45	81.82%
KANNUR	40	31	77.50%
KOTTAYAM	31	23	74.19%
ERNAKULAM	53	39	73.58%
KOLLAM	30	22	73.33%
ALAPPUZHA	31	22	70.97%

Hospital Name
FAMILY HEALTH CENTRE POOYAPPALLY
FAMILY HEALTH CENTRE PIRAVANTHOOR
FAMILY HEALTH CENTRE PERINAD
FAMILY HEALTH CENTRE NEDUVATHOOR
FAMILY HEALTH CENTRE KARAVALAR
FAMILY HEALTH CENTRE KALLADA EAST
FAMILY HEALTH CENTRE EZHUKONE
FAMILY HEALTH CENTRE WEST KALLADA

Institutions where the reception module is either not started or not using

3.2 e-Health Performance Trend



- UHID Visit % is calculated as $(UHID\ Visits / Total\ Visit) * 100$
- Consultation % is calculated as $(Doctor\ Consultation / OP\ Visits) * 100$
- Pharmacy % is calculated as $(Pharmacy\ Prescriptions / Total\ OP\ Visits) * 100$
- Lab % is calculated as $(Lab\ orders\ given\ by\ doctors / Total\ Lab\ Orders) * 100$
- Online % is calculated as $(Online\ appointments\ via\ web\ portal / Total\ OP\ Visits) * 100$

3.3 e-Health Performance Indicators

Institutions with atleast 100 UHID visits are listed here.

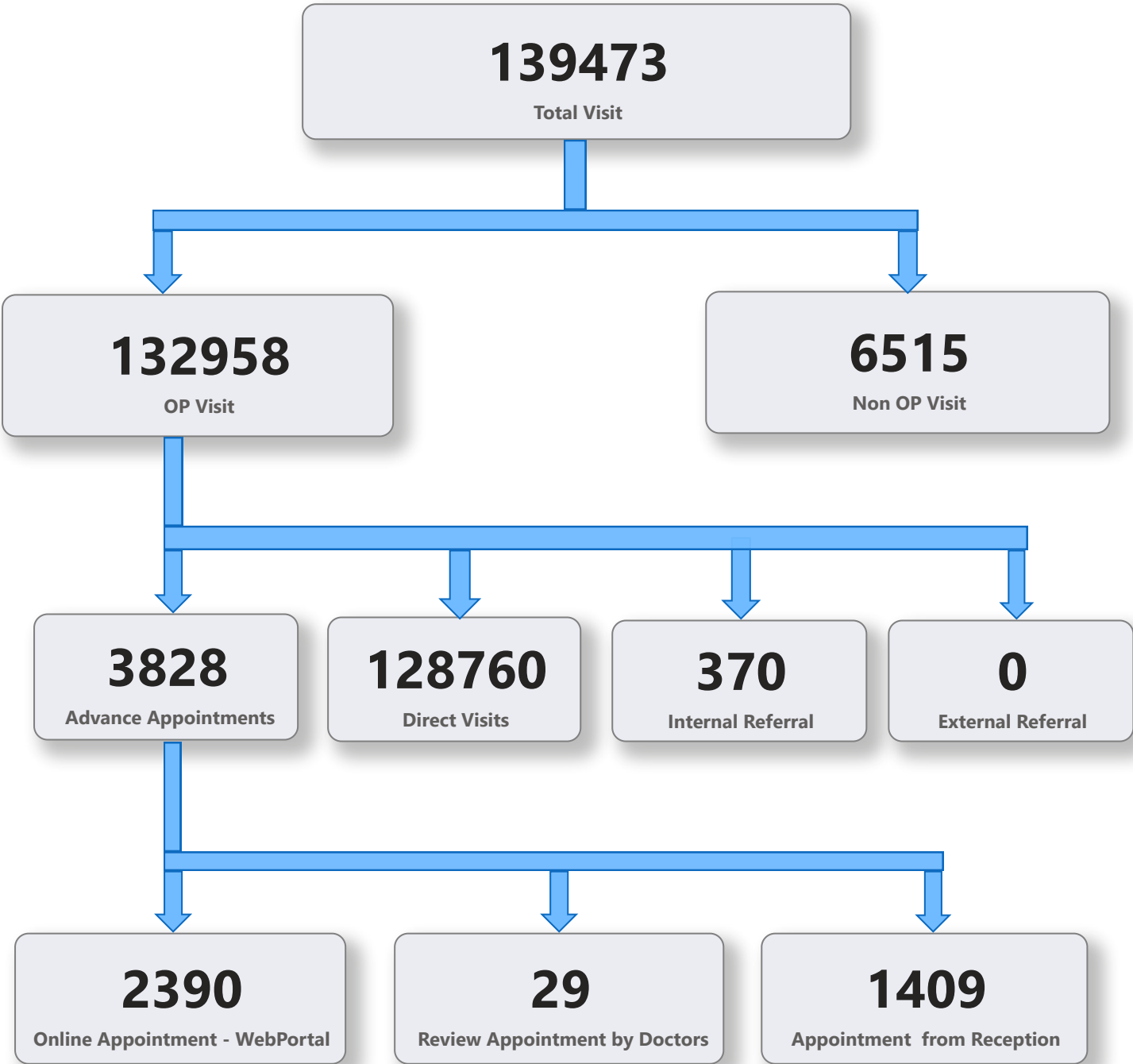
Hospital	UHID Visit %	Consultation %	Pharmacy Prescriptions %	% of Lab Orders given by Doctors
Family Health Centre Ummannoor	89.48%	81.75%	79.54%	41.83%
Urban Primary Health Centre Uliyakovil	79.47%	94.39%	85.05%	88.93%
Family Health Centre Sreenarayanapuram	76.98%	99.55%	89.34%	74.02%
Family Health Centre Ezhukone Pavithreswaram	74.94%	99.86%	93.81%	88.49%
Family Health Centre Veliyam	73.19%	99.86%	93.85%	89.20%
Family Health Centre Mancode Chithara	73.05%	85.10%	44.87%	27.11%
Family Health Centre Thenmala	72.11%	92.30%	89.79%	30.81%
Family Health Centre Perumon	71.33%	95.80%	89.70%	43.87%
Urban Primary Health Centre Mundakkal	66.53%	93.19%	74.10%	42.77%
Family Health Centre Alappad	62.78%	78.47%	66.48%	48.94%
Family Health Centre Thekkumbhagam	60.87%	95.22%	86.54%	71.52%
Family Health Centre Sakthikulangara	59.07%	96.50%	91.64%	45.55%
Family Health Centre Azheekkal	57.40%	96.83%	75.59%	56.54%
Family Health Centre Kulasekharapuram	56.73%	88.17%	86.82%	49.26%
Family Health Centre Chathannoor	53.82%	72.20%	55.26%	46.44%
Family Health Centre Chavara	53.81%	93.64%	81.40%	64.48%
C Kesavan Memorial Family Health Centre Mayyanad	53.76%	23.79%	15.18%	12.48%
Family Health Centre Thazhava	49.97%	99.46%	92.02%	55.18%
Family Health Centre Elampalloor	43.53%	84.91%	82.74%	55.75%
Family Health Centre Vallikkavu	34.20%	86.06%	74.51%	30.49%
Family Health Centre Vilakkudy	33.96%	72.89%	46.07%	32.19%
Taluk Headquarters Hospital Punalur	12.38%	16.71%	3.16%	0.29%

4. Status of Modules Usage in Hospitals

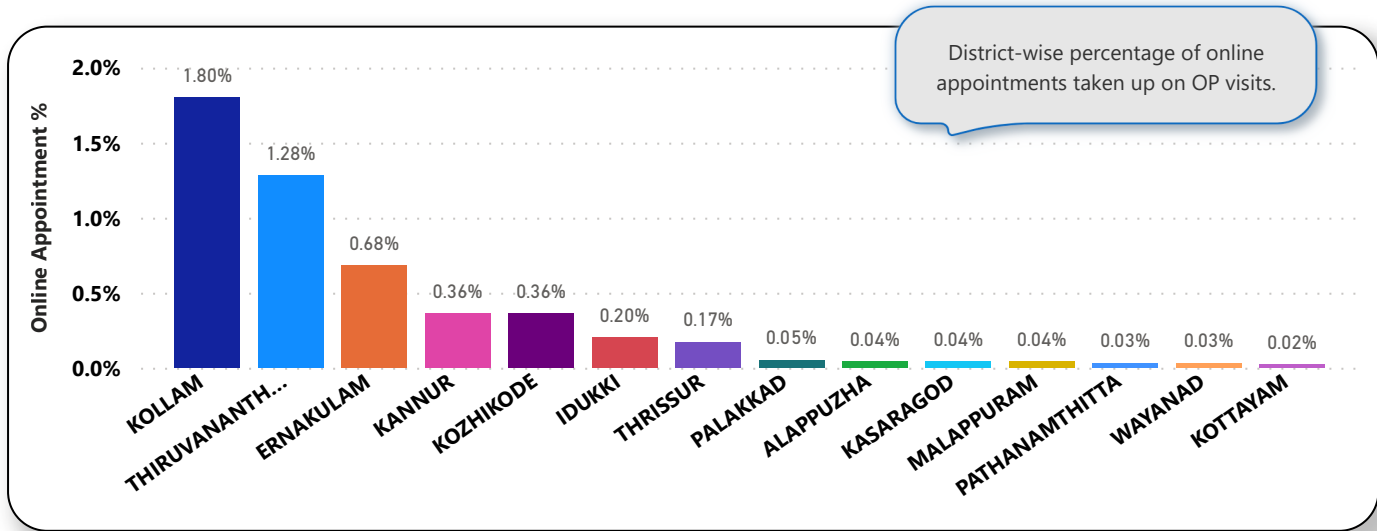
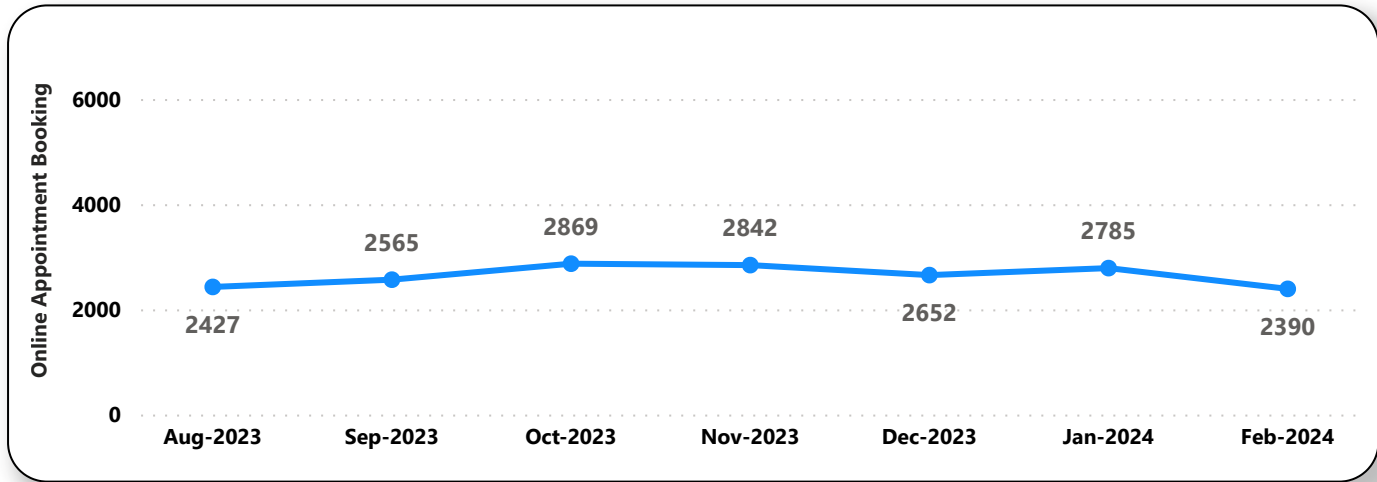
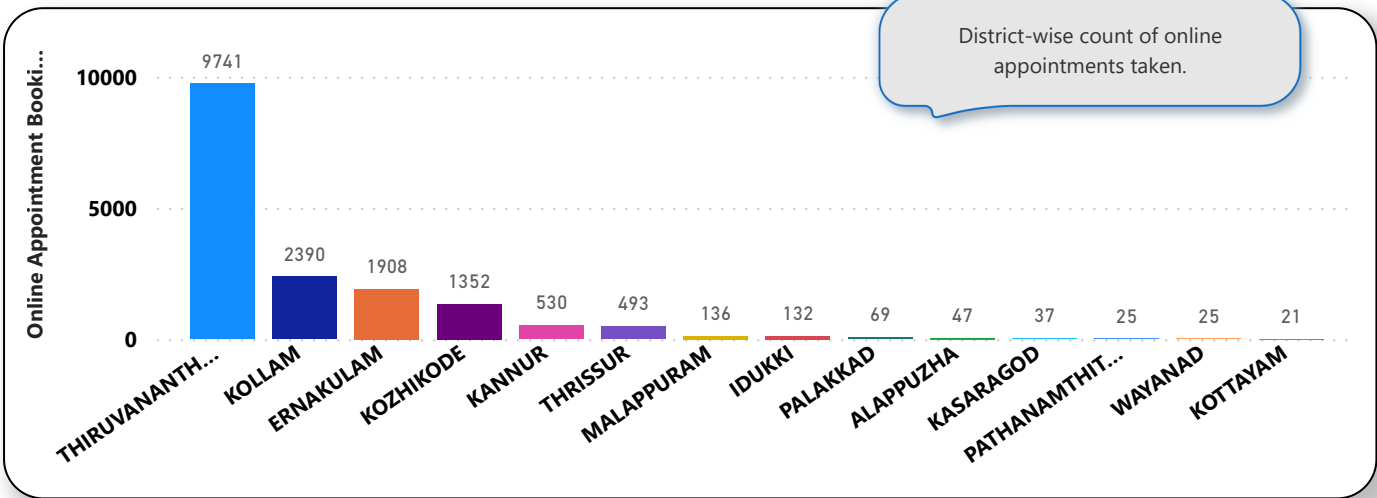
District wise status of live institutions and the count of various modules [Reception, OP Consultation, Lab, Pharmacy] started / functional.

District Name	Live Institutions	Reception	Consultation	Lab	Pharmacy
THIRUVANANTHAPURAM	102	95 (93.1%)	87 (85.3%)	78 (76.5%)	73 (71.6%)
THRISSUR	69	57 (82.6%)	56 (81.2%)	52 (75.4%)	52 (75.4%)
KOZHIKODE	55	45 (81.8%)	33 (60.%)	36 (65.5%)	33 (60.%)
MALAPPURAM	54	49 (90.7%)	47 (87.%)	39 (72.2%)	40 (74.1%)
ERNAKULAM	53	39 (73.6%)	26 (49.1%)	20 (37.7%)	16 (30.2%)
PALAKKAD	44	43 (97.7%)	38 (86.4%)	33 (75.%)	32 (72.7%)
KANNUR	40	31 (77.5%)	28 (70.%)	25 (62.5%)	24 (60.%)
ALAPPUZHA	31	22 (71.%)	20 (64.5%)	19 (61.3%)	20 (64.5%)
KOTTAYAM	31	23 (74.2%)	21 (67.7%)	16 (51.6%)	21 (67.7%)
KOLLAM	30	22 (73.3%)	22 (73.3%)	22 (73.3%)	22 (73.3%)
KASARAGOD	23	20 (87.%)	16 (69.6%)	14 (60.9%)	16 (69.6%)
IDUKKI	20	20 (100.%)	19 (95.%)	15 (75.%)	19 (95.%)
PATHANAMTHITTA	19	19 (100.%)	16 (84.2%)	13 (68.4%)	15 (78.9%)
WAYANAD	17	17 (100.%)	17 (100.%)	16 (94.1%)	17 (100.%)
Total	588	502 (85.4%)	446 (75.9%)	398 (67.7%)	400 (68.%)

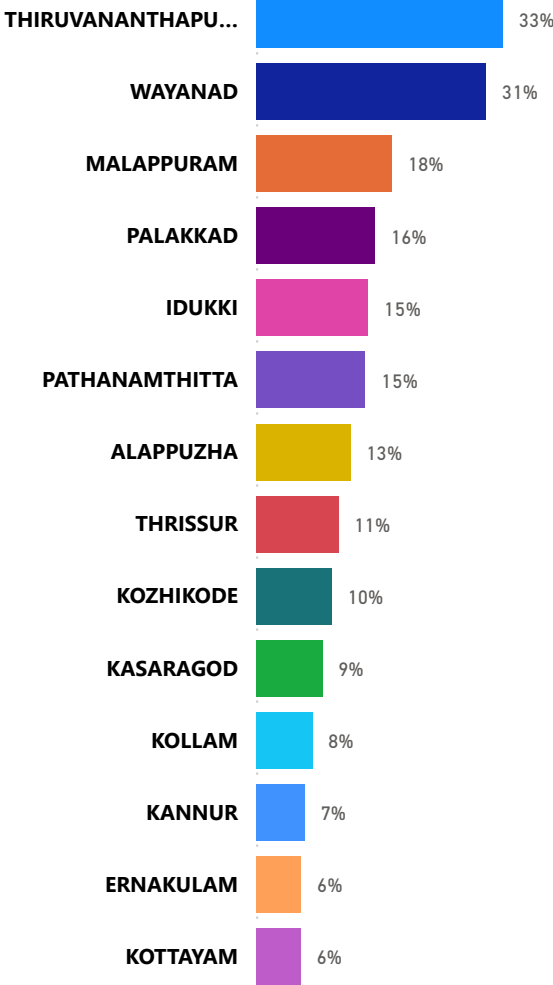
5. Appointment Booking in Hospitals (except Medical Colleges)



5. 1 Online Appointment Booking in Hospitals (except Medical Colleges)



6. eHealth Performance - Reach



Reach indicates the percentage of population availing services through eHealth. The formula used to calculate is (Number of UHID registered / Population) * 100 %.