

1. eHealth Kerala - Vital Statistics

Hospital Type	Live Institutions
Family Health Centre	31
Urban Primary Health Centre	5
Community Health Centre	1
General Hospital	1
Medical College Hospital	1
Specialty Hospital - Women Children	1
Taluk Hospital	1
Total	41

2. eHealth - District Ranking Matrix Based on Performance of all Institutions (except Medical Colleges)

The ranking matrix showcase the district performance in providing eHealth services through all institutions (except Medical Colleges) based on six different parameters. These parameters include whether the reception module is started or not, UHID Visits, Doctor Consultation, Pharmacy Prescriptions by doctors, Percentage of lab orders through doctors and number of Live Institutions. Based on the ranking, the districts are classified into three broad categories, the best performing districts, the average performing districts and the low performing districts.

The best performing districts should strive to continue to remain in the same position, whereas the average performing as well as the low performing districts should strive to reach to the 'top four' league.

The ranking matrix for the current month February '24 along with previous two months are as given in the table .

District	December	January	February
WAYANAD	1	1	1
IDUKKI	3	2	2
PALAKKAD	3	2	2
PATHANAMTHITTA	2	3	3
MALAPPURAM	4	3	4
THIRUVANANTHAPURAM	6	4	4
THRISSUR	5	4	4
KOLLAM	6	5	5
KOZHIKODE	6	5	5
ALAPPUZHA	6	6	6
KOTTAYAM	5	6	6
KANNUR	5	5	7
KASARAGOD	6	5	8
ERNAKULAM	7	7	9

- Best performing
- Average performing
- Low performing

3. eHealth - Institution Level Ranking (except Medical Colleges)

Hospital	Rank
Family Health Centre Cherukunnu	1
Family Health Centre Kalliassery	1
Family Health Centre Alakode Therthally	2
Family Health Centre Eramam Kuttur	2
Family Health Centre Kankol Alappadamba	2
Family Health Centre Morazha Fisheries	2
Family Health Centre Ramanthali	2
Family Health Centre Chirakkal	3
Family Health Centre Malappattam	3
Family Health Centre Munderi	3
Family Health Centre Anjarakkandy	4
Family Health Centre Cheruthazham	4
Family Health Centre Kottiyoor	4
Family Health Centre Pattuvam	4
Family Health Centre Valappattanam	4
Urban Primary Health Centre Panoor	4
Family Health Centre Kadirur	5
Urban Primary Health Centre Koovode	5
Urban Primary Health Centre Porora	5
Community Health Centre Mattool	6
Family Health Centre Pulingome	6
Family Health Centre Koodali	7
Family Health Centre Narath	8
Community Health Centre Pattiam	9
Ek Nayanar Memorial Govt. Women And Children Hospital Mangattuparamba	10
Family Health Centre Muzhappilangad	10
Urban Primary Health Centre Maithanappally	10
Family Health Centre New Mahe	11
Family Health Centre Thillenkerry	11
Family Health Centre Kottayam Malabar	12
Taluk Head Quarters Hospital Kuthuparamba	12

3.1 eHealth Performance - Reception Module

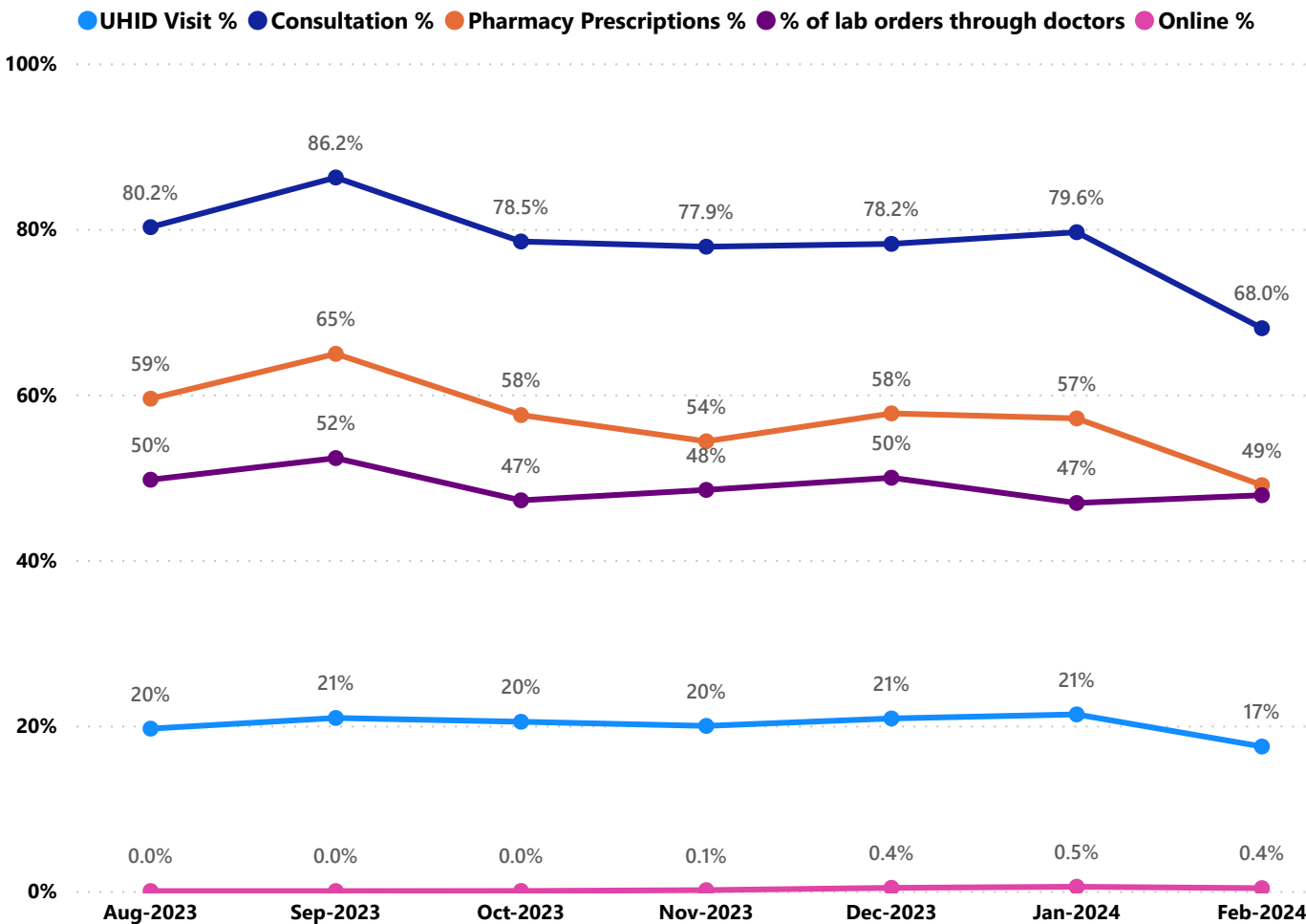
Reception Module is considered to be functional in an institution only if the number of total visits for the month is of minimum 500.

District	Institution Count	Institutions with Reception	% of institutions with Reception
IDUKKI	20	20	100.00%
PATHANAMTHITTA	19	19	100.00%
WAYANAD	17	17	100.00%
PALAKKAD	44	42	95.45%
THIRUVANANTHAPURAM	100	93	93.00%
MALAPPURAM	53	49	92.45%
KASARAGOD	23	19	82.61%
THRISSUR	69	57	82.61%
KOZHIKODE	55	45	81.82%
KANNUR	40	31	77.50%
KOTTAYAM	31	23	74.19%
ERNAKULAM	53	39	73.58%
KOLLAM	30	22	73.33%
ALAPPUZHA	31	22	70.97%

Hospital Name
URBAN PRIMARY HEALTH CENTRE KOLASSERY
GENERAL HOSPITAL THALASSERY
FAMILY HEALTH CENTRE UDAYAGIRI
FAMILY HEALTH CENTRE PUTHIYANGADI FISHERIES
FAMILY HEALTH CENTRE PARASSINIKADAVU
FAMILY HEALTH CENTRE MOKERI
FAMILY HEALTH CENTRE KUNHIMANGALAM
FAMILY HEALTH CENTRE KADANNAPPALLY
FAMILY HEALTH CENTRE ETTIKULAM

Institutions where the reception module is either not started or not using

3.2 e-Health Performance Trend



- UHID Visit % is calculated as $(UHID\ Visits / Total\ Visit) * 100$
- Consultation % is calculated as $(Doctor\ Consultation / OP\ Visits) * 100$
- Pharmacy % is calculated as $(Pharmacy\ Prescriptions / Total\ OP\ Visits) * 100$
- Lab % is calculated as $(Lab\ orders\ given\ by\ doctors / Total\ Lab\ Orders) * 100$
- Online % is calculated as $(Online\ appointments\ via\ web\ portal / Total\ OP\ Visits) * 100$

3.3 e-Health Performance Indicators

Institutions with atleast 100 UHID visits are listed here.

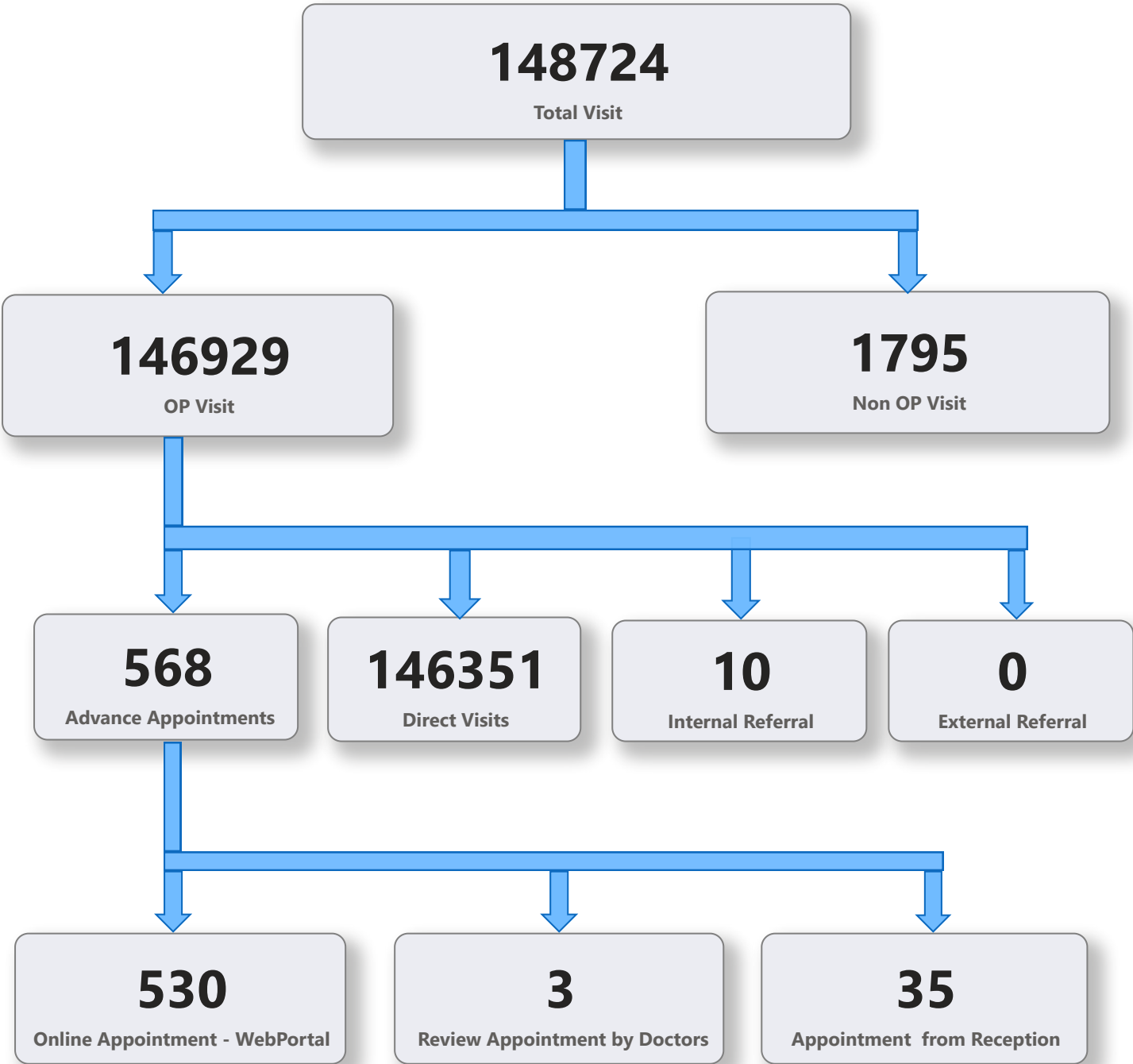
Hospital	UHID Visit %	Consultation %	Pharmacy Prescriptions %	% of Lab Orders given by Doctors
Family Health Centre Malappattam	47.61%	78.82%	77.04%	80.20%
Family Health Centre Cherukunnu	42.87%	99.53%	87.28%	45.30%
Family Health Centre Anjarakkandy	41.66%	73.98%	65.14%	9.87%
Family Health Centre Kalliassery	40.65%	97.58%	81.60%	65.52%
Family Health Centre Kottiyoor	36.84%	80.13%	79.72%	10.53%
Family Health Centre Alakode Therthally	36.46%	97.39%	91.65%	35.88%
Family Health Centre Morazha Fisheries	35.41%	95.73%	88.41%	31.88%
Family Health Centre Ramanthali	31.41%	99.57%	92.55%	54.01%
Family Health Centre Narath	28.99%	74.46%	74.30%	0.94%
Family Health Centre Eramam Kuttur	28.66%	96.21%	92.75%	29.17%
Family Health Centre Pulingome	27.89%	55.83%	43.49%	61.86%
Family Health Centre New Mahe	26.99%	0.00%	0.00%	
Family Health Centre Kankol Alappadamba	26.04%	98.56%	90.56%	62.57%
Family Health Centre Pattuvam	20.38%	82.90%	77.79%	19.49%
Family Health Centre Valapattanam	20.38%	88.54%	78.49%	56.01%
Family Health Centre Chirakkal	19.28%	96.90%	84.02%	74.67%
Ek Nayanar Memorial Govt. Women And Children Hospital Mangattuparamba	18.86%	83.15%	0.00%	
Family Health Centre Cheruthazham	18.79%	97.28%	76.36%	62.67%
Urban Primary Health Centre Porora	18.23%	80.05%	65.30%	51.11%
Family Health Centre Kadirur	13.49%	84.16%	72.31%	92.16%
Family Health Centre Munderi	11.20%	99.53%	90.63%	94.11%
Urban Primary Health Centre Maithanappally	10.89%	63.76%	55.87%	1.86%
Community Health Centre Mattool	7.74%	76.53%	53.74%	16.42%
Urban Primary Health Centre Panoor	5.76%	96.04%	69.58%	97.81%
Family Health Centre Thillenkerri	5.46%	69.62%	0.00%	
Community Health Centre Pattiam	5.09%	96.14%	0.00%	
Family Health Centre Koodali	4.72%	70.77%	48.55%	70.00%
Family Health Centre Muzhappilangad	4.68%	77.29%	0.00%	0.98%
Taluk Head Quarters Hospital Kuthuparamba	0.76%	0.00%	0.00%	

4. Status of Modules Usage in Hospitals

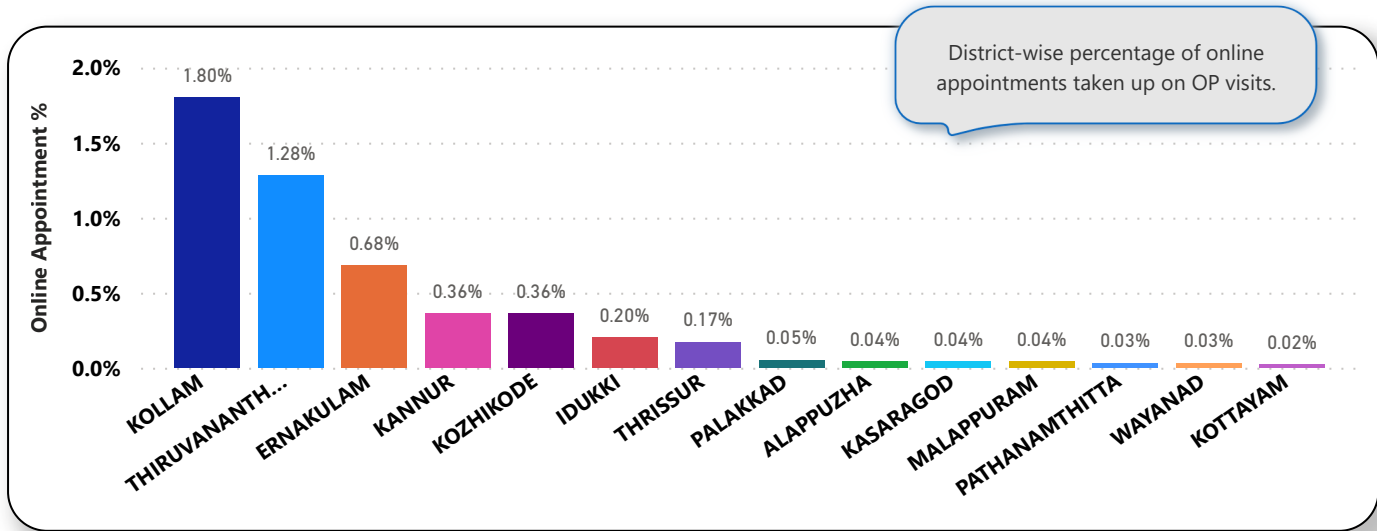
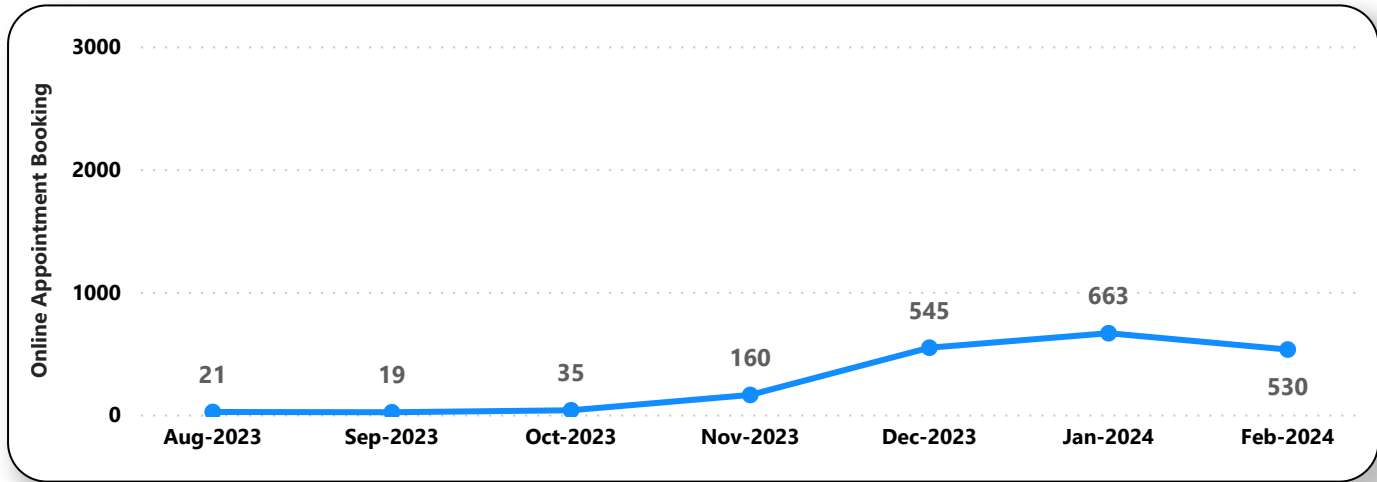
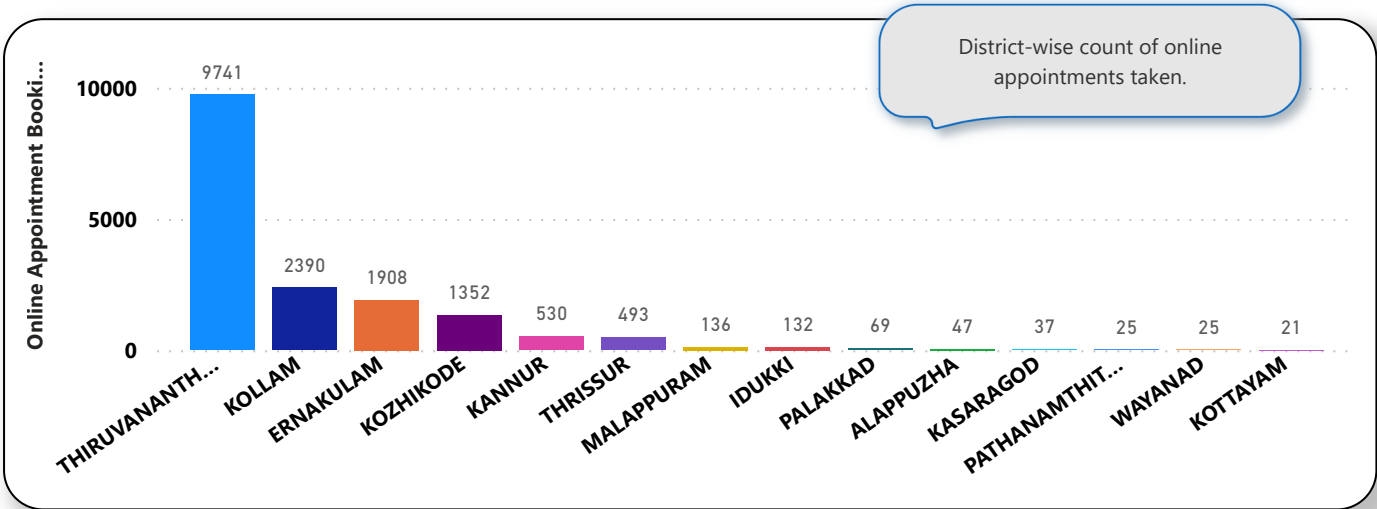
District wise status of live institutions and the count of various modules [Reception, OP Consultation, Lab, Pharmacy] started / functional.

District Name	Live Institutions	Reception	Consultation	Lab	Pharmacy
THIRUVANANTHAPURAM	102	95 (93.1%)	87 (85.3%)	78 (76.5%)	73 (71.6%)
THRISSUR	69	57 (82.6%)	56 (81.2%)	52 (75.4%)	52 (75.4%)
KOZHIKODE	55	45 (81.8%)	33 (60.%)	36 (65.5%)	33 (60.%)
MALAPPURAM	54	49 (90.7%)	47 (87.%)	39 (72.2%)	40 (74.1%)
ERNAKULAM	53	39 (73.6%)	26 (49.1%)	20 (37.7%)	16 (30.2%)
PALAKKAD	44	43 (97.7%)	38 (86.4%)	33 (75.%)	32 (72.7%)
KANNUR	40	31 (77.5%)	28 (70.%)	25 (62.5%)	24 (60.%)
ALAPPUZHA	31	22 (71.%)	20 (64.5%)	19 (61.3%)	20 (64.5%)
KOTTAYAM	31	23 (74.2%)	21 (67.7%)	16 (51.6%)	21 (67.7%)
KOLLAM	30	22 (73.3%)	22 (73.3%)	22 (73.3%)	22 (73.3%)
KASARAGOD	23	20 (87.%)	16 (69.6%)	14 (60.9%)	16 (69.6%)
IDUKKI	20	20 (100.%)	19 (95.%)	15 (75.%)	19 (95.%)
PATHANAMTHITTA	19	19 (100.%)	16 (84.2%)	13 (68.4%)	15 (78.9%)
WAYANAD	17	17 (100.%)	17 (100.%)	16 (94.1%)	17 (100.%)
Total	588	502 (85.4%)	446 (75.9%)	398 (67.7%)	400 (68.%)

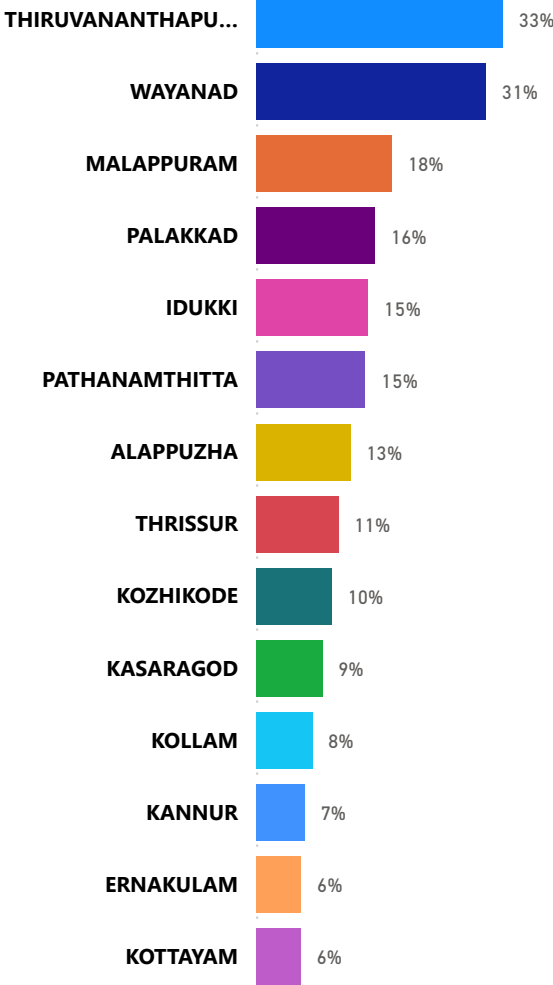
5. Appointment Booking in Hospitals (except Medical Colleges)



5. 1 Online Appointment Booking in Hospitals (except Medical Colleges)



6. eHealth Performance - Reach



Reach indicates the percentage of population availing services through eHealth. The formula used to calculate is (Number of UHID registered / Population) * 100 %.