

1. eHealth Kerala - Vital Statistics

Hospital Type	Live Institutions
Family Health Centre	18
Urban Primary Health Centre	2
District Hospital	1
General Hospital	1
Specialty Hospital - Women Children	1
Total	23

2. eHealth - District Ranking Matrix Based on Performance of all Institutions (except Medical Colleges)

The ranking matrix showcase the district performance in providing eHealth services through all institutions (except Medical Colleges) based on six different parameters. These parameters include whether the reception module is started or not, UHID Visits, Doctor Consultation, Pharmacy Prescriptions by doctors, Percentage of lab orders through doctors and number of Live Institutions. Based on the ranking, the districts are classified into three broad categories, the best performing districts, the average performing districts and the low performing districts.

The best performing districts should strive to continue to remain in the same position, whereas the average performing as well as the low performing districts should strive to reach to the 'top four' league.

The ranking matrix for the current month February '24 along with previous two months are as given in the table .

District	December	January	February
WAYANAD	1	1	1
IDUKKI	3	2	2
PALAKKAD	3	2	2
PATHANAMTHITTA	2	3	3
MALAPPURAM	4	3	4
THIRUVANANTHAPURAM	6	4	4
THRISSUR	5	4	4
KOLLAM	6	5	5
KOZHIKODE	6	5	5
ALAPPUZHA	6	6	6
KOTTAYAM	5	6	6
KANNUR	5	5	7
KASARAGOD	6	5	8
ERNAKULAM	7	7	9

- Best performing
- Average performing
- Low performing

3. eHealth - Institution Level Ranking (except Medical Colleges)

Hospital	Rank
Family Health Centre Kumbadaje	1
Family Health Centre Madikai	1
Family Health Centre Udumbanthala	2
Family Health Centre Valiyaparamaba	2
Urban Primary Health Centre Nileshwaram	2
Family Health Centre Mulleriya	3
Family Health Centre Narkilakkad	3
Women And Children Goverment Hospital Kanhangad	3
Family Health Centre Anandasram	4
Family Health Centre Bellur	4
Family Health Centre Kayyur	4
Family Health Centre Ennappara	5
Family Health Centre Pallikkare	6
Family Health Centre Panathur	6
Family Health Centre Perla	7
Family Health Centre Chattanchal	8
Family Health Centre Udma	9
Family Health Centre Mogralputhur	10
General Hospital Kasaragod	10
Urban Primary Health Centre Pullikunnu	11
Family Health Centre Karindalam	12
Family Health Centre Ajanur	13

3.1 eHealth Performance - Reception Module

Reception Module is considered to be functional in an institution only if the number of total visits for the month is of minimum 500.

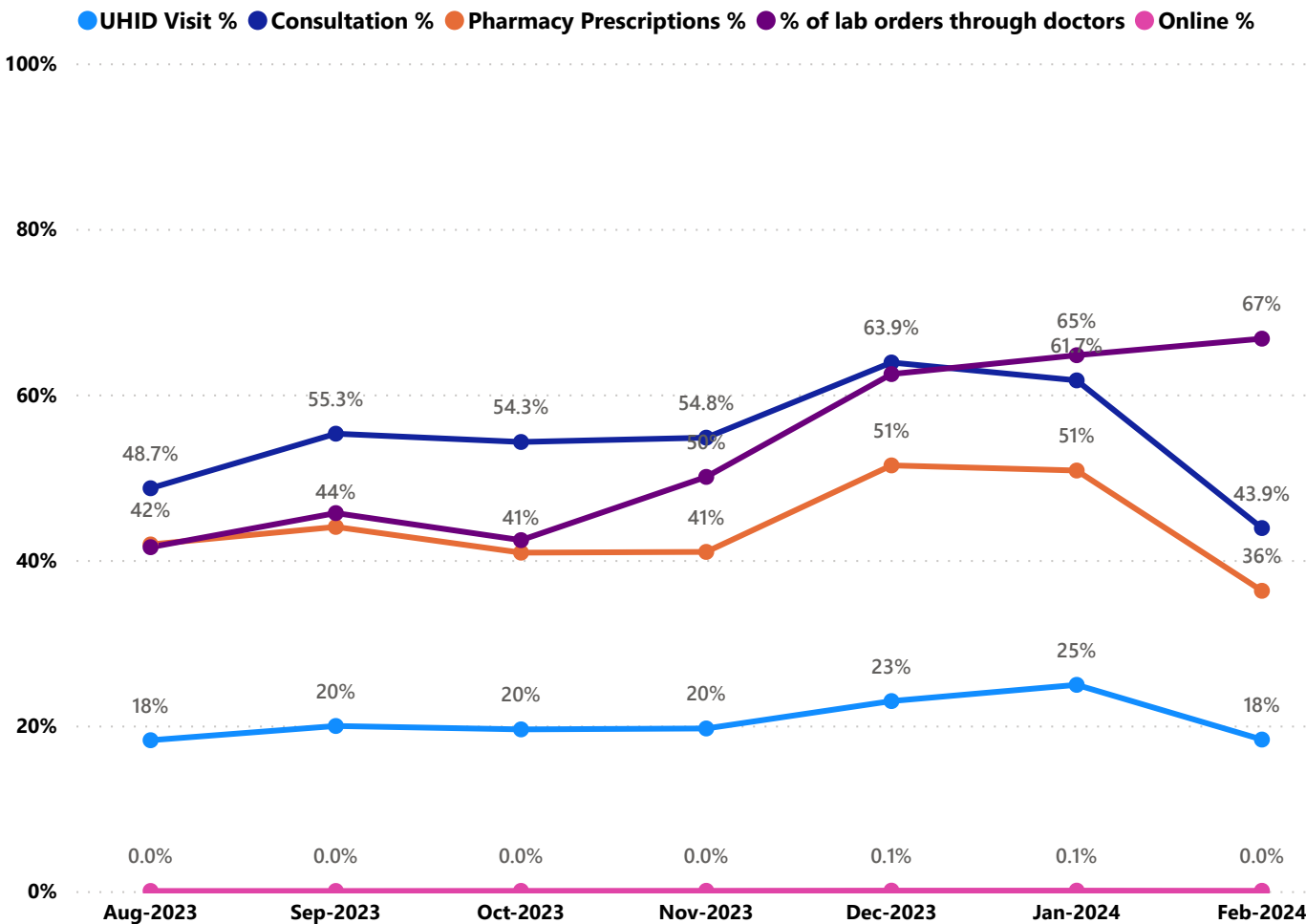
District	Institution Count	Institutions with Reception	% of institutions with Reception
IDUKKI	20	20	100.00%
PATHANAMTHITTA	19	19	100.00%
WAYANAD	17	17	100.00%
PALAKKAD	44	42	95.45%
THIRUVANANTHAPURAM	100	93	93.00%
MALAPPURAM	53	49	92.45%
KASARAGOD	23	19	82.61%
THRISSUR	69	57	82.61%
KOZHIKODE	55	45	81.82%
KANNUR	40	31	77.50%
KOTTAYAM	31	23	74.19%
ERNAKULAM	53	39	73.58%
KOLLAM	30	22	73.33%
ALAPPUZHA	31	22	70.97%

Hospital Name
URBAN PRIMARY HEALTH CENTRE PULLIKUNNU
FAMILY HEALTH CENTRE KARINDALAM
FAMILY HEALTH CENTRE AJANUR
DISTRICT HOSPITAL KANHANGAD

Institutions where the reception module is either not started or not using



3.2 e-Health Performance Trend



- UHID Visit % is calculated as  $(UHID\ Visits / Total\ Visit) * 100$
- Consultation % is calculated as  $(Doctor\ Consultation / OP\ Visits) * 100$
- Pharmacy % is calculated as  $(Pharmacy\ Prescriptions / Total\ OP\ Visits) * 100$
- Lab % is calculated as  $(Lab\ orders\ given\ by\ doctors / Total\ Lab\ Orders) * 100$
- Online % is calculated as  $(Online\ appointments\ via\ web\ portal / Total\ OP\ Visits) * 100$

3.3 e-Health Performance Indicators

Institutions with atleast 100 UHID visits are listed here.

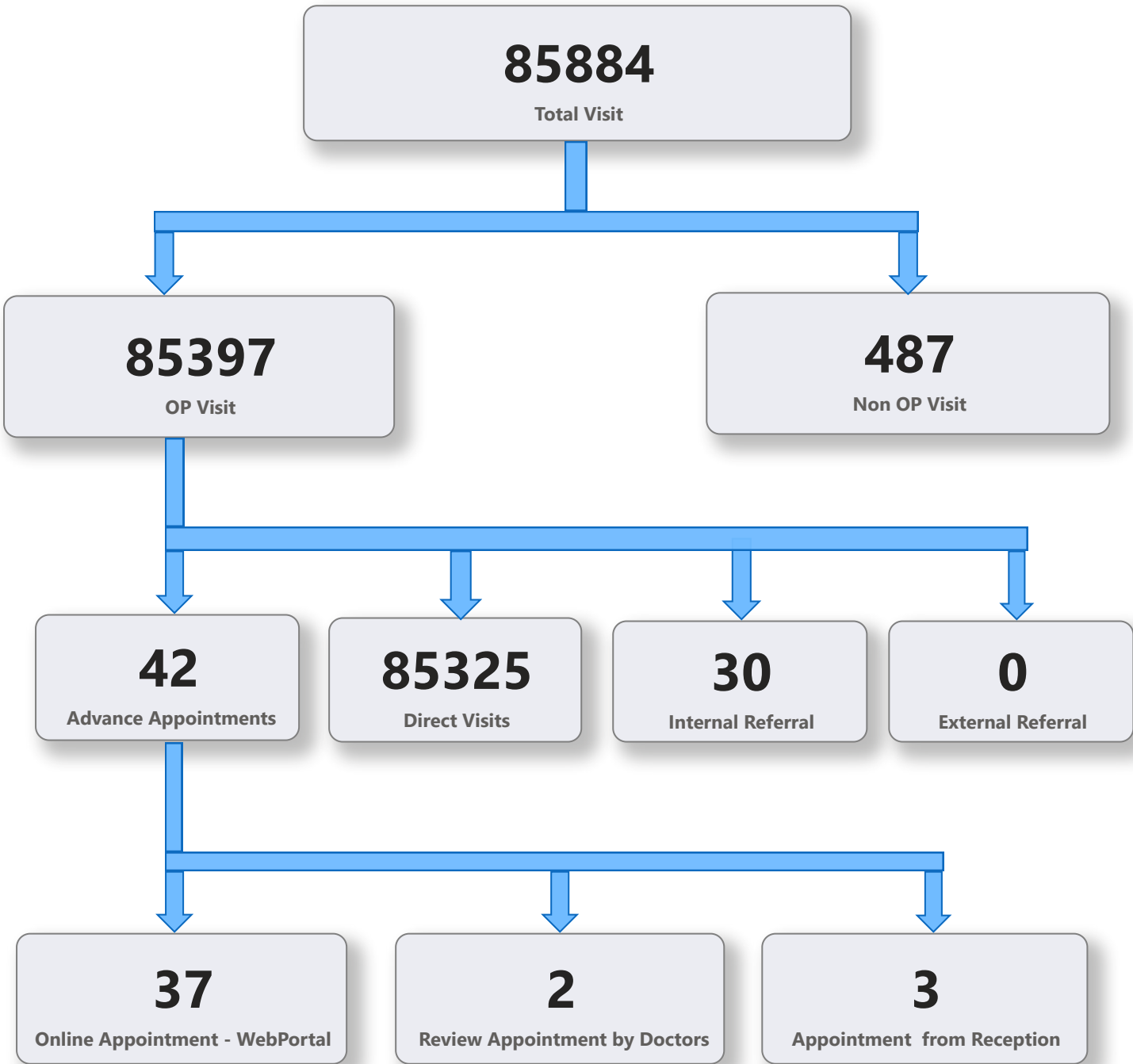
Hospital	UHID Visit %	Consultation %	Pharmacy Prescriptions %	% of Lab Orders given by Doctors
Family Health Centre Madikai	74.31%	97.65%	76.73%	62.27%
Family Health Centre Ennappara	63.07%	23.44%	22.74%	30.47%
Family Health Centre Kumbadaje	53.23%	98.73%	96.94%	100.00%
Family Health Centre Narkilakkad	49.55%	85.91%	67.21%	100.00%
Family Health Centre Perla	33.90%	25.53%	23.96%	38.35%
Family Health Centre Udumbanthala	31.82%	98.41%	84.11%	59.00%
Family Health Centre Valiyaparamaba	29.26%	97.78%	96.29%	48.18%
Family Health Centre Kayyur	26.98%	88.89%	72.27%	48.77%
Family Health Centre Mulleriya	25.68%	99.56%	71.59%	100.00%
Urban Primary Health Centre Nileshwaram	25.38%	97.20%	96.53%	88.57%
Family Health Centre Udma	22.67%	0.00%	0.00%	
Family Health Centre Pallikkare	16.33%	68.76%	59.31%	100.00%
Family Health Centre Bellur	15.64%	96.01%	79.68%	50.89%
Family Health Centre Panathur	15.62%	57.90%	45.81%	81.79%
Women And Children Goverment Hospital Kanhangad	13.06%	97.00%	85.60%	80.84%
Family Health Centre Mogralputhur	9.19%	6.39%	6.11%	
Family Health Centre Chattanchal	7.88%	21.79%	14.99%	100.00%
Family Health Centre Anandasram	5.24%	93.88%	67.81%	55.92%

4. Status of Modules Usage in Hospitals

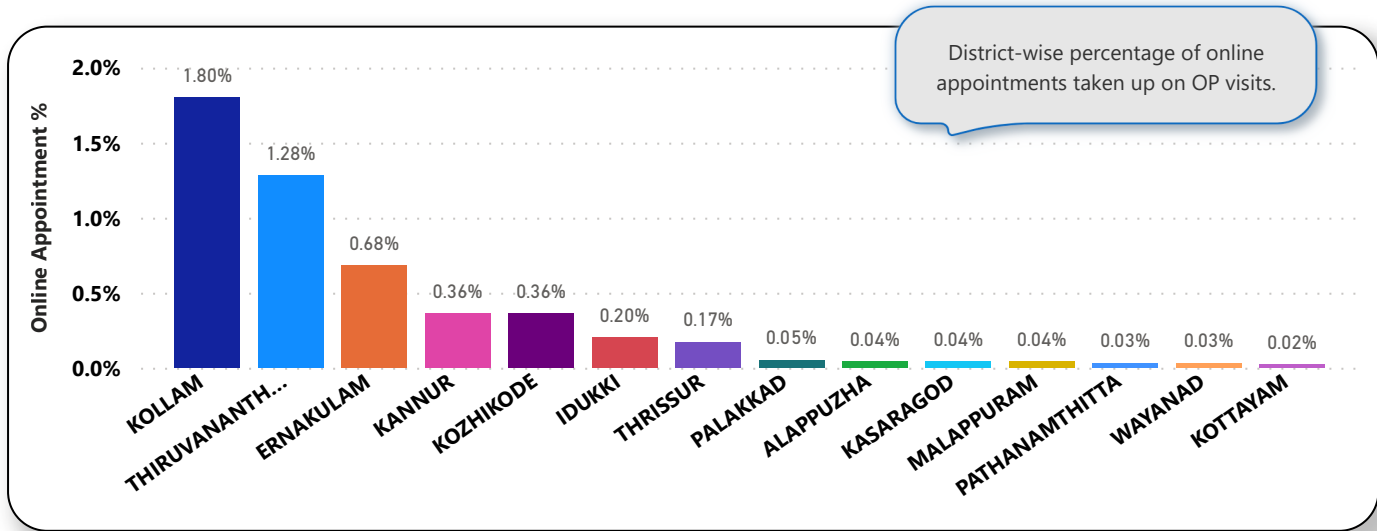
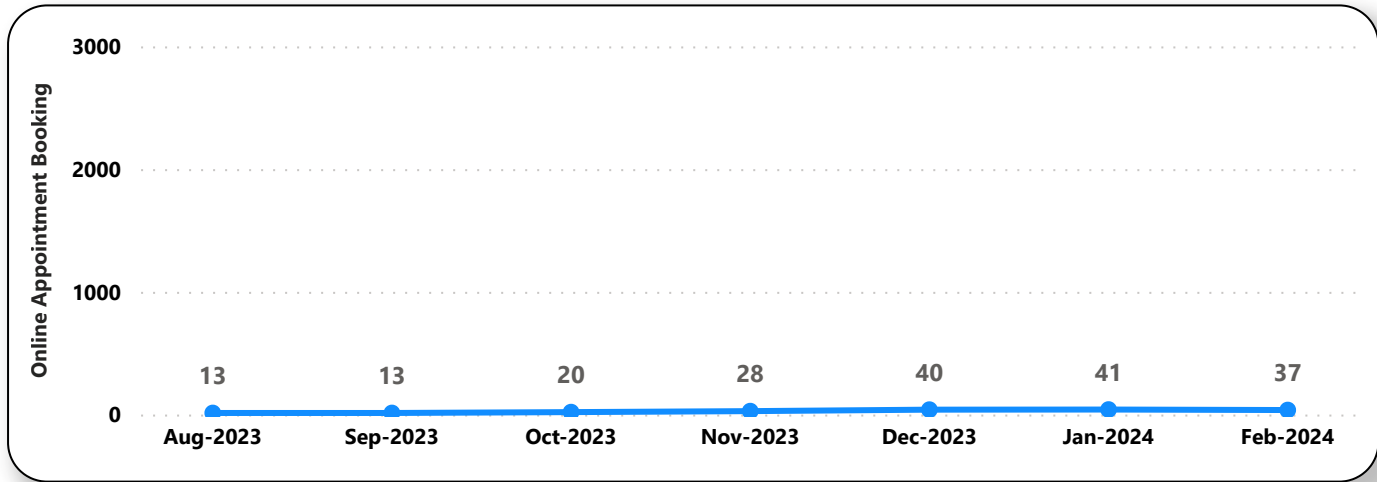
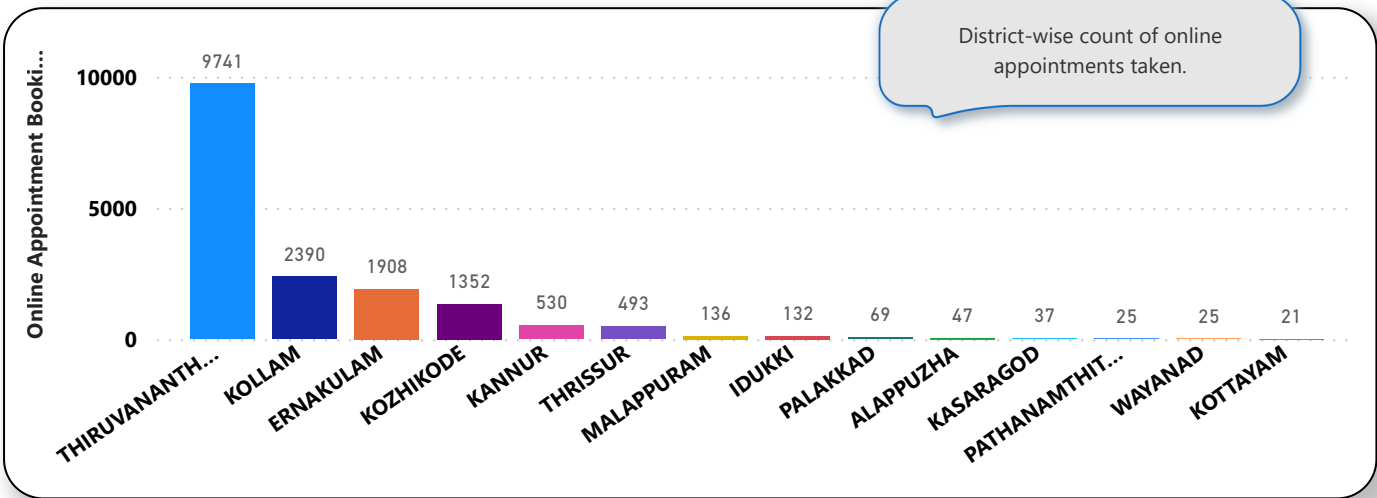
District wise status of live institutions and the count of various modules [Reception, OP Consultation, Lab, Pharmacy] started / functional.

District Name	Live Institutions	Reception	Consultation	Lab	Pharmacy
THIRUVANANTHAPURAM	102	95 (93.1%)	87 (85.3%)	78 (76.5%)	73 (71.6%)
THRISSUR	69	57 (82.6%)	56 (81.2%)	52 (75.4%)	52 (75.4%)
KOZHIKODE	55	45 (81.8%)	33 (60.%)	36 (65.5%)	33 (60.%)
MALAPPURAM	54	49 (90.7%)	47 (87.%)	39 (72.2%)	40 (74.1%)
ERNAKULAM	53	39 (73.6%)	26 (49.1%)	20 (37.7%)	16 (30.2%)
PALAKKAD	44	43 (97.7%)	38 (86.4%)	33 (75.%)	32 (72.7%)
KANNUR	40	31 (77.5%)	28 (70.%)	25 (62.5%)	24 (60.%)
ALAPPUZHA	31	22 (71.%)	20 (64.5%)	19 (61.3%)	20 (64.5%)
KOTTAYAM	31	23 (74.2%)	21 (67.7%)	16 (51.6%)	21 (67.7%)
KOLLAM	30	22 (73.3%)	22 (73.3%)	22 (73.3%)	22 (73.3%)
KASARAGOD	23	20 (87.%)	16 (69.6%)	14 (60.9%)	16 (69.6%)
IDUKKI	20	20 (100.%)	19 (95.%)	15 (75.%)	19 (95.%)
PATHANAMTHITTA	19	19 (100.%)	16 (84.2%)	13 (68.4%)	15 (78.9%)
WAYANAD	17	17 (100.%)	17 (100.%)	16 (94.1%)	17 (100.%)
Total	588	502 (85.4%)	446 (75.9%)	398 (67.7%)	400 (68.%)

5. Appointment Booking in Hospitals (except Medical Colleges)

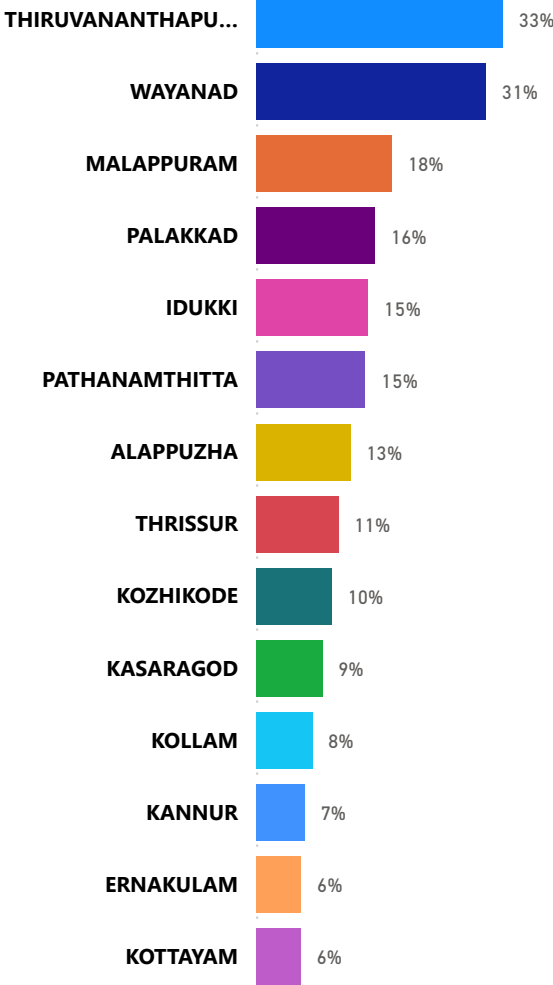


5. 1 Online Appointment Booking in Hospitals (except Medical Colleges)





6. eHealth Performance - Reach



Reach indicates the percentage of population availing services through eHealth. The formula used to calculate is (Number of UHID registered / Population) \* 100 %.