

1. eHealth Kerala - Vital Statistics

Hospital Type	Live Institutions
Family Health Centre	25
General Hospital	3
Community Health Centre	1
Medical College Hospital	1
Taluk Headquarters Hospital	1
Urban Primary Health Centre	1
Total	32

2. eHealth - District Ranking Matrix Based on Performance of all Institutions (except Medical Colleges)

The ranking matrix showcase the district performance in providing eHealth services through all institutions (except Medical Colleges) based on six different parameters. These parameters include whether the reception module is started or not, UHID Visits, Doctor Consultation, Pharmacy Prescriptions by doctors, Percentage of lab orders through doctors and number of Live Institutions. Based on the ranking, the districts are classified into three broad categories, the best performing districts, the average performing districts and the low performing districts.

The best performing districts should strive to continue to remain in the same position, whereas the average performing as well as the low performing districts should strive to reach to the 'top four' league.

The ranking matrix for the current month February '24 along with previous two months are as given in the table .

District	December	January	February
WAYANAD	1	1	1
IDUKKI	3	2	2
PALAKKAD	3	2	2
PATHANAMTHITTA	2	3	3
MALAPPURAM	4	3	4
THIRUVANANTHAPURAM	6	4	4
THRISSUR	5	4	4
KOLLAM	6	5	5
KOZHIKODE	6	5	5
ALAPPUZHA	6	6	6
KOTTAYAM	5	6	6
KANNUR	5	5	7
KASARAGOD	6	5	8
ERNAKULAM	7	7	9

- Best performing
- Average performing
- Low performing

3. eHealth - Institution Level Ranking (except Medical Colleges)

Hospital	Rank
Family Health Centre Meenachil	1
Family Health Centre Moonnilavu	1
Family Health Centre Panachikkadu	1
Family Health Centre Vellavoor	1
Family Health Centre Brahmamangalam	2
Family Health Centre Kuruppanthara	2
Family Health Centre Marangattupally	2
Family Health Centre Maravanthuruthu	2
Family Health Centre Udayanapuram	2
Family Health Centre Vazhoor	2
Family Health Centre Mutholy	3
Family Health Centre Paippad	3
Family Health Centre Parampuzha	3
Family Health Centre Veliyannoor	3
Urban Primary Health Centre Perunna	3
Family Health Centre Madappally	4
Family Health Centre Manarcad	4
Family Health Centre Velloor	4
Family Health Centre Erattupetta	5
Family Health Centre Kallara	5
Family Health Centre Nattakom	6
General Hospital Kanjirapally	7
Taluk Headquarters Hospital Pampady	7
Family Health Centre Thottackad	8
Km Mani Memorial Govt General Hospital Pala	9

3.1 eHealth Performance - Reception Module

Reception Module is considered to be functional in an institution only if the number of total visits for the month is of minimum 500.

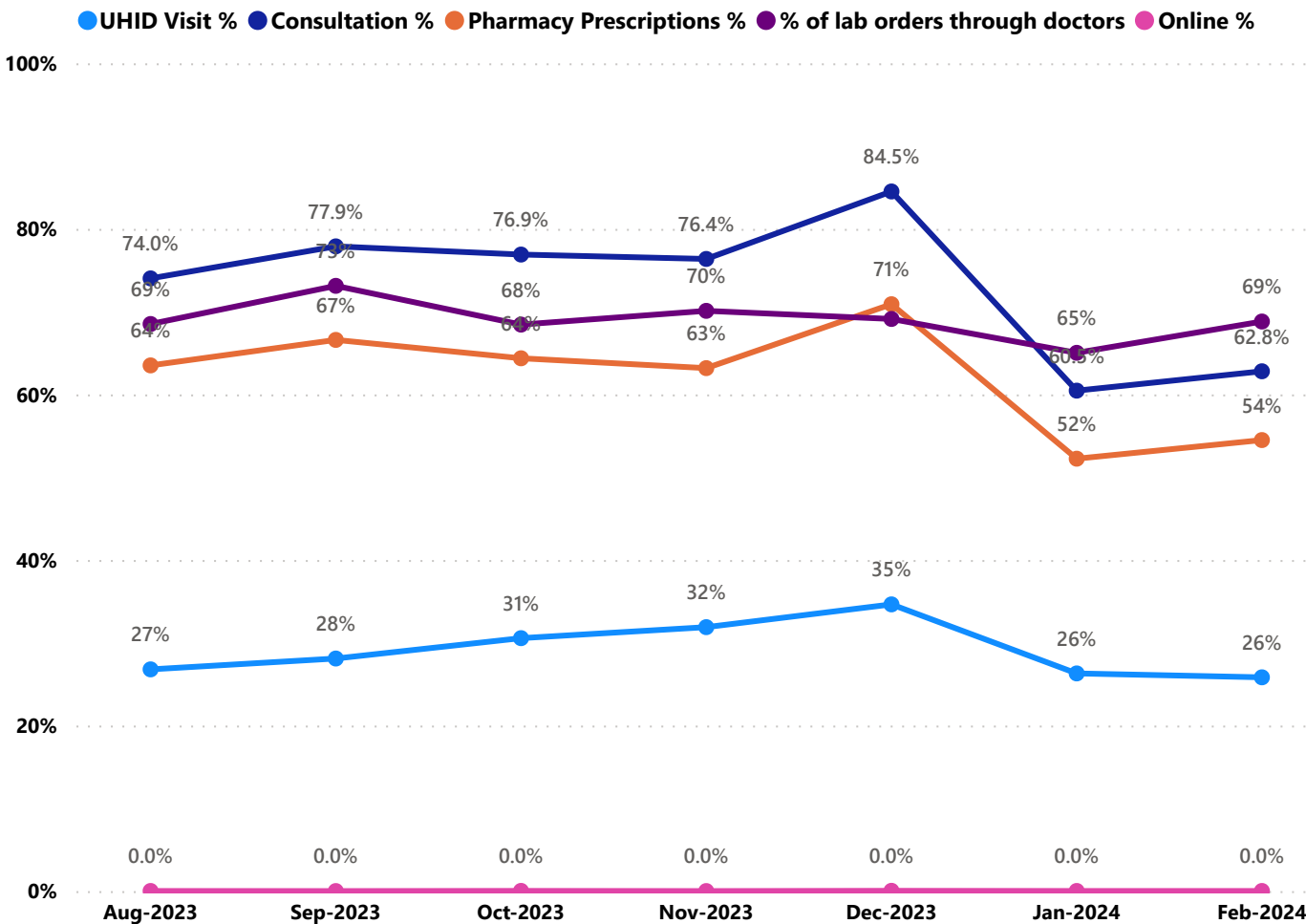
District	Institution Count	Institutions with Reception	% of institutions with Reception
IDUKKI	20	20	100.00%
PATHANAMTHITTA	19	19	100.00%
WAYANAD	17	17	100.00%
PALAKKAD	44	42	95.45%
THIRUVANANTHAPURAM	100	93	93.00%
MALAPPURAM	53	49	92.45%
KASARAGOD	23	19	82.61%
THRISSUR	69	57	82.61%
KOZHIKODE	55	45	81.82%
KANNUR	40	31	77.50%
KOTTAYAM	31	23	74.19%
ERNAKULAM	53	39	73.58%
KOLLAM	30	22	73.33%
ALAPPUZHA	31	22	70.97%

Hospital Name
KM MANI MEMORIAL GOVT GENERAL HOSPITAL PALA
GENERAL HOSPITAL KOTTAYAM
FAMILY HEALTH CENTRE THOTTACKAD
FAMILY HEALTH CENTRE POONJAR
FAMILY HEALTH CENTRE MEENADOM
FAMILY HEALTH CENTRE KADUTHURUTHY
COMMUNITY HEALTH CENTRE RAMAPURAM
COMMUNITY HEALTH CENTRE MUNDAKAYAM

Institutions where the reception module is either not started or not using



3.2 e-Health Performance Trend



- UHID Visit % is calculated as  $(UHID\ Visits / Total\ Visit) * 100$
- Consultation % is calculated as  $(Doctor\ Consultation / OP\ Visits) * 100$
- Pharmacy % is calculated as  $(Pharmacy\ Prescriptions / Total\ OP\ Visits) * 100$
- Lab % is calculated as  $(Lab\ orders\ given\ by\ doctors / Total\ Lab\ Orders) * 100$
- Online % is calculated as  $(Online\ appointments\ via\ web\ portal / Total\ OP\ Visits) * 100$

## 3.3 e-Health Performance Indicators

Institutions with atleast 100 UHID visits are listed here.

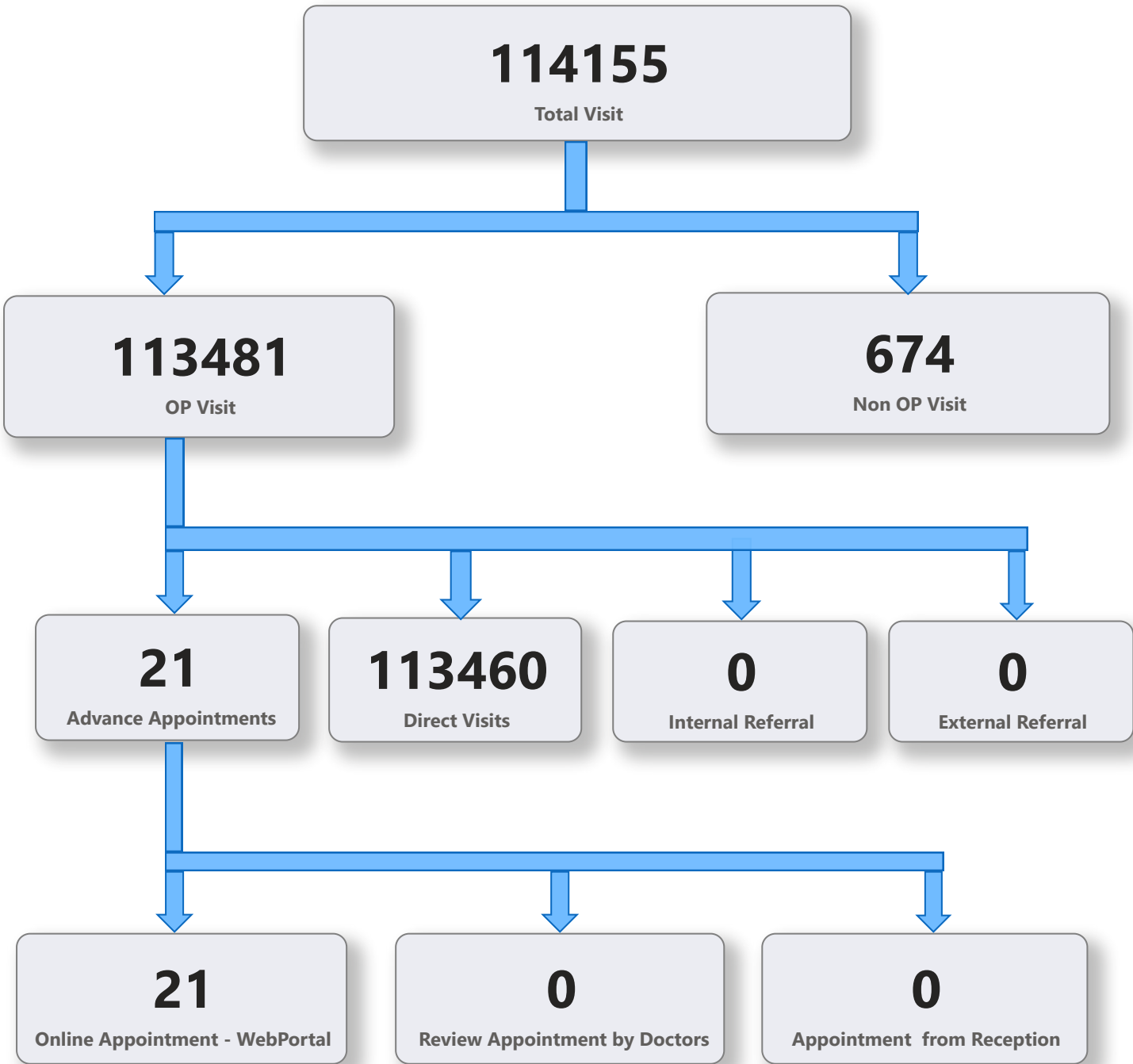
Hospital	UHID Visit %	Consultation %	Pharmacy Prescriptions %	% of Lab Orders given by Doctors
Family Health Centre Vellavoor	83.01%	99.52%	100.00%	59.48%
Family Health Centre Moonnilavu	80.01%	99.61%	100.00%	51.02%
Family Health Centre Panachikkadu	65.59%	97.79%	93.13%	64.68%
Family Health Centre Meenachil	63.13%	99.27%	100.00%	62.40%
Family Health Centre Kuruppanthara	55.60%	99.22%	89.24%	64.03%
Family Health Centre Brahmamangalam	53.27%	99.81%	100.00%	80.43%
Family Health Centre Udayanapuram	48.83%	98.04%	100.00%	40.54%
Family Health Centre Vazhoor	48.17%	99.40%	81.01%	34.53%
Family Health Centre Veliyannoor	41.87%	96.77%	79.37%	60.00%
Family Health Centre Marangattupally	41.49%	91.23%	84.25%	56.83%
Family Health Centre Maravanthuruthu	40.30%	95.00%	85.70%	100.00%
Family Health Centre Paippad	39.63%	99.58%	100.00%	100.00%
Family Health Centre Mutholy	38.24%	99.24%	80.29%	100.00%
Family Health Centre Parampuzha	29.76%	96.48%	96.94%	99.75%
Family Health Centre Madappally	29.68%	98.20%	72.24%	48.89%
Family Health Centre Kallara	29.57%	69.24%	64.25%	41.43%
Family Health Centre Nattakom	26.18%	85.38%	23.87%	100.00%
Urban Primary Health Centre Perunna	23.19%	99.63%	100.00%	100.00%
Family Health Centre Manarcad	15.78%	99.28%	97.24%	100.00%
Family Health Centre Erattupetta	15.10%	98.47%	56.36%	71.93%
Family Health Centre Velloor	15.04%	96.11%	86.85%	100.00%
General Hospital Kanjirapally	0.59%	0.39%	0.39%	

4. Status of Modules Usage in Hospitals

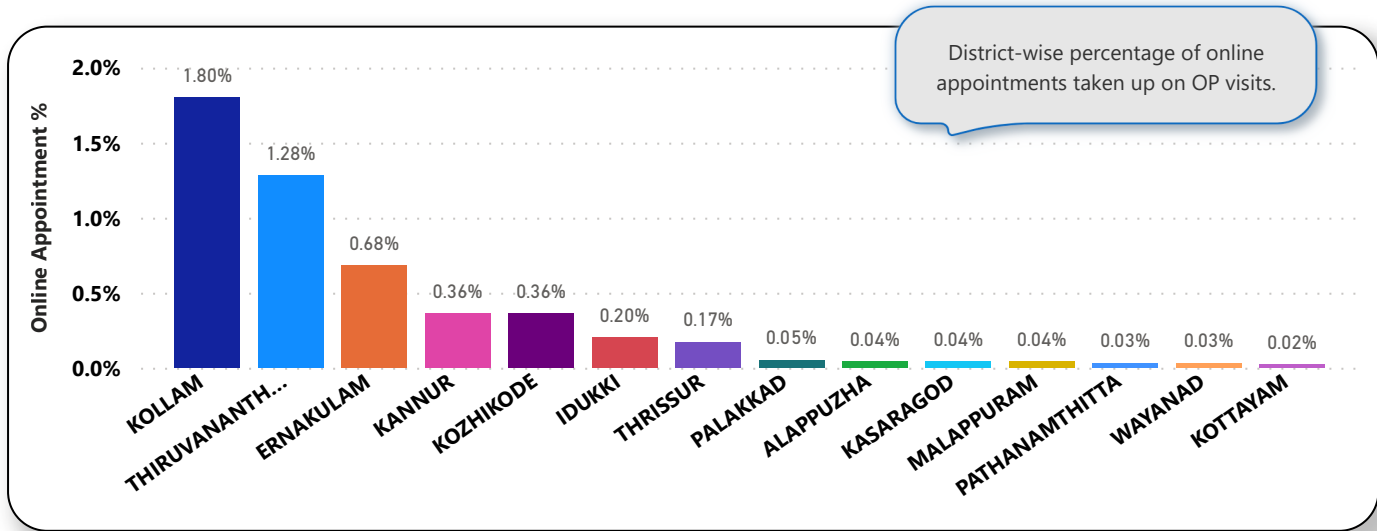
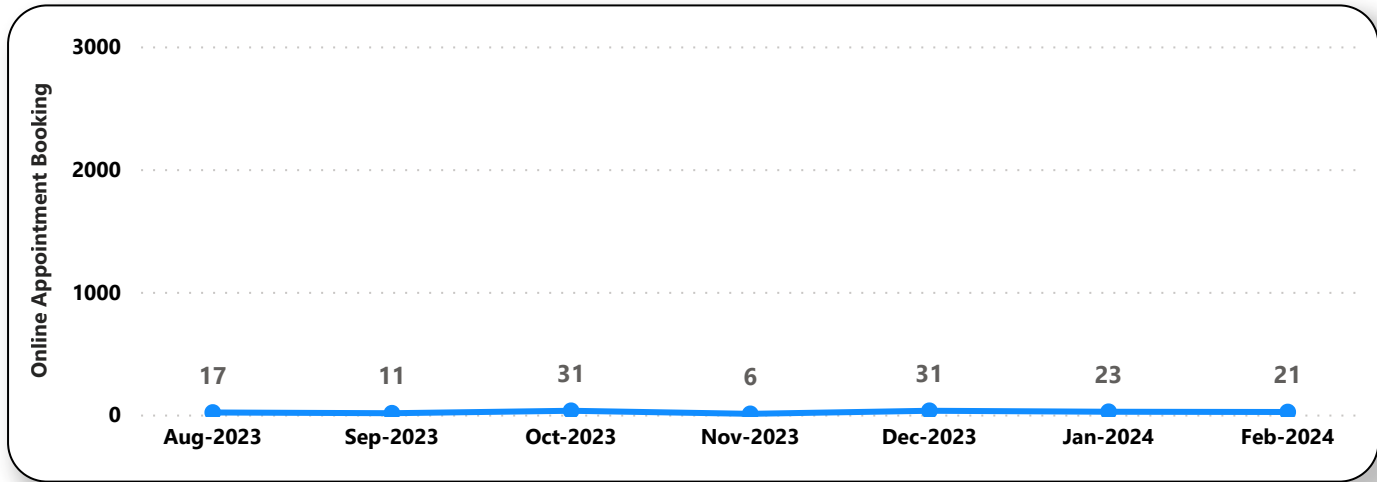
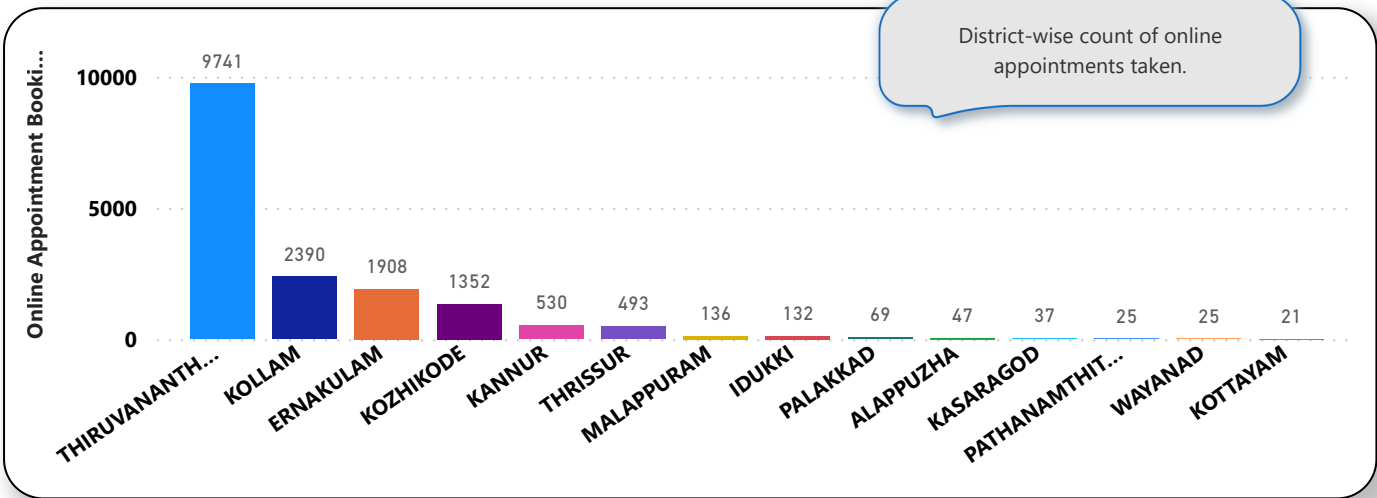
District wise status of live institutions and the count of various modules [Reception, OP Consultation, Lab, Pharmacy] started / functional.

District Name	Live Institutions	Reception	Consultation	Lab	Pharmacy
THIRUVANANTHAPURAM	102	95 (93.1%)	87 (85.3%)	78 (76.5%)	73 (71.6%)
THRISSUR	69	57 (82.6%)	56 (81.2%)	52 (75.4%)	52 (75.4%)
KOZHIKODE	55	45 (81.8%)	33 (60.%)	36 (65.5%)	33 (60.%)
MALAPPURAM	54	49 (90.7%)	47 (87.%)	39 (72.2%)	40 (74.1%)
ERNAKULAM	53	39 (73.6%)	26 (49.1%)	20 (37.7%)	16 (30.2%)
PALAKKAD	44	43 (97.7%)	38 (86.4%)	33 (75.%)	32 (72.7%)
KANNUR	40	31 (77.5%)	28 (70.%)	25 (62.5%)	24 (60.%)
ALAPPUZHA	31	22 (71.%)	20 (64.5%)	19 (61.3%)	20 (64.5%)
KOTTAYAM	31	23 (74.2%)	21 (67.7%)	16 (51.6%)	21 (67.7%)
KOLLAM	30	22 (73.3%)	22 (73.3%)	22 (73.3%)	22 (73.3%)
KASARAGOD	23	20 (87.%)	16 (69.6%)	14 (60.9%)	16 (69.6%)
IDUKKI	20	20 (100.%)	19 (95.%)	15 (75.%)	19 (95.%)
PATHANAMTHITTA	19	19 (100.%)	16 (84.2%)	13 (68.4%)	15 (78.9%)
WAYANAD	17	17 (100.%)	17 (100.%)	16 (94.1%)	17 (100.%)
Total	588	502 (85.4%)	446 (75.9%)	398 (67.7%)	400 (68.%)

5. Appointment Booking in Hospitals (except Medical Colleges)

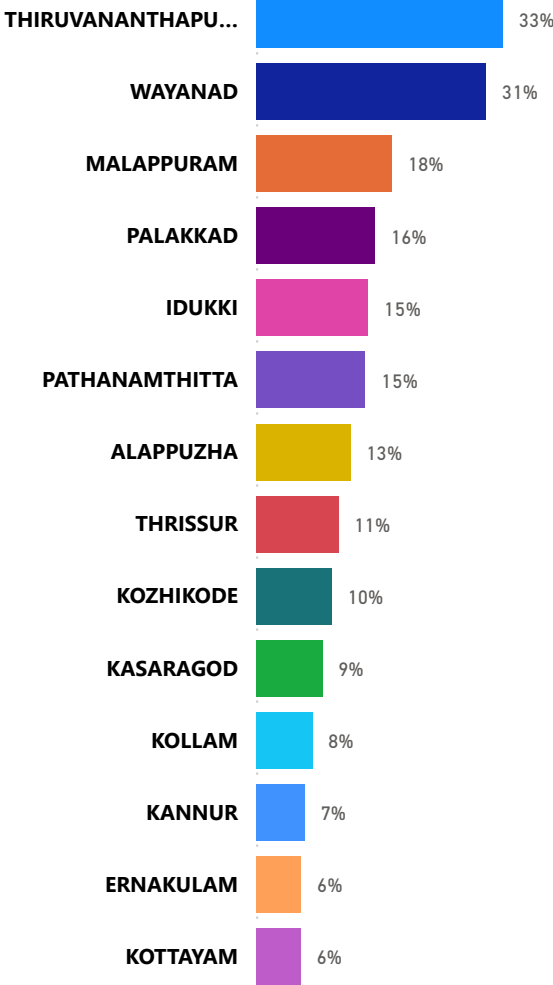


5. 1 Online Appointment Booking in Hospitals (except Medical Colleges)





6. eHealth Performance - Reach



Reach indicates the percentage of population availing services through eHealth. The formula used to calculate is (Number of UHID registered / Population) \* 100 %.