

1. eHealth Kerala - Vital Statistics

Hospital Type	Live Institutions
Family Health Centre	44
Urban Primary Health Centre	5
Taluk Headquarters Hospital	2
District Hospital	1
Medical College Hospital	1
Public Health Laboratory	1
Specialty Hospital - Women Children	1
Total	55

2. eHealth - District Ranking Matrix Based on Performance of all Institutions (except Medical Colleges)

The ranking matrix showcase the district performance in providing eHealth services through all institutions (except Medical Colleges) based on six different parameters. These parameters include whether the reception module is started or not, UHID Visits, Doctor Consultation, Pharmacy Prescriptions by doctors, Percentage of lab orders through doctors and number of Live Institutions. Based on the ranking, the districts are classified into three broad categories, the best performing districts, the average performing districts and the low performing districts.

The best performing districts should strive to continue to remain in the same position, whereas the average performing as well as the low performing districts should strive to reach to the 'top four' league.

The ranking matrix for the current month February '24 along with previous two months are as given in the table .

District	December	January	February
WAYANAD	1	1	1
IDUKKI	3	2	2
PALAKKAD	3	2	2
PATHANAMTHITTA	2	3	3
MALAPPURAM	4	3	4
THIRUVANANTHAPURAM	6	4	4
THRISSUR	5	4	4
KOLLAM	6	5	5
KOZHIKODE	6	5	5
ALAPPUZHA	6	6	6
KOTTAYAM	5	6	6
KANNUR	5	5	7
KASARAGOD	6	5	8
ERNAKULAM	7	7	9

- Best performing
- Average performing
- Low performing

## 3. eHealth - Institution Level Ranking (except Medical Colleges)

Hospital	Rank
Family Health Centre Athanikkal	1
Family Health Centre Chokkad	1
Family Health Centre Moorkkanad	1
Family Health Centre Pulikkal	1
Family Health Centre Chelembra	2
Family Health Centre Morayur	2
Family Health Centre Thirunavaya	2
Family Health Centre A R Nagar	3
Family Health Centre Elamkulam	3
Family Health Centre Karulai	3
Family Health Centre Ponmala	3
Family Health Centre Thanalur	3
Family Health Centre Vazhikkadavu	3
Family Health Centre Chaliyar	4
Family Health Centre Koottayi	4
Family Health Centre Moonniyur	4
Family Health Centre Nannambra	4
Family Health Centre Parappanangadi	4
Family Health Centre Thazhekod	4
Urban Primary Health Centre Biyyam	4
Urban Primary Health Centre Vettekod	4
Block Family Health Centre Thiruvali	5
Family Health Centre Kottakkal	5
Family Health Centre Marakkara	5
Family Health Centre Thalakkad	5
Family Health Centre Vazhayoor	5
Family Health Centre Chemmalassery	6
Family Health Centre Kaladi	6
Family Health Centre Thrikkalangode	6
Family Health Centre Kuzhimanna	7
Urban Primary Health Centre Mangalassery	7
Urban Primary Health Centre Perinthalmanna	7
Family Health Centre Edayur	8
Family Health Centre Ozhur	8

Hospital	Rank
Family Health Centre Cherukavu	15
Family Health Centre Vattamkulam	14
District Hospital Tirur	13
Family Health Centre Thuvvur	13
Taluk Head Quarters Hospital Malappuram	13
Family Health Centre Pandikkad	12
Family Health Centre Trippanachi	12
Family Health Centre Odakkayam	11
Family Health Centre Porur	10
Family Health Centre Triprangode	10
Taluk Head Quarters Hospital Tirurangadi	10
Women And Childrens Hospital Ponnani	10
Family Health Centre Alamkode	9
Family Health Centre Edayur	8
Family Health Centre Ozhur	8
Family Health Centre Pang	8
Family Health Centre Valavannur	8
Family Health Centre Vazhakkad	8
Urban Primary Health Centre Nilambur	8
Family Health Centre Kuzhimanna	7
Urban Primary Health Centre Mangalassery	7
Urban Primary Health Centre Perinthalmanna	7
Family Health Centre Chemmalassery	6
Family Health Centre Kaladi	6
Family Health Centre Thrikkalangode	6
Block Family Health Centre Thiruvali	5
Family Health Centre Kottakkal	5
Family Health Centre Marakkara	5
Family Health Centre Thalakkad	5
Family Health Centre Vazhayoor	5
Family Health Centre Chaliyar	4
Family Health Centre Koottayi	4
Family Health Centre Moonniyur	4
Family Health Centre Nannambra	4

3.1 eHealth Performance - Reception Module

Reception Module is considered to be functional in an institution only if the number of total visits for the month is of minimum 500.

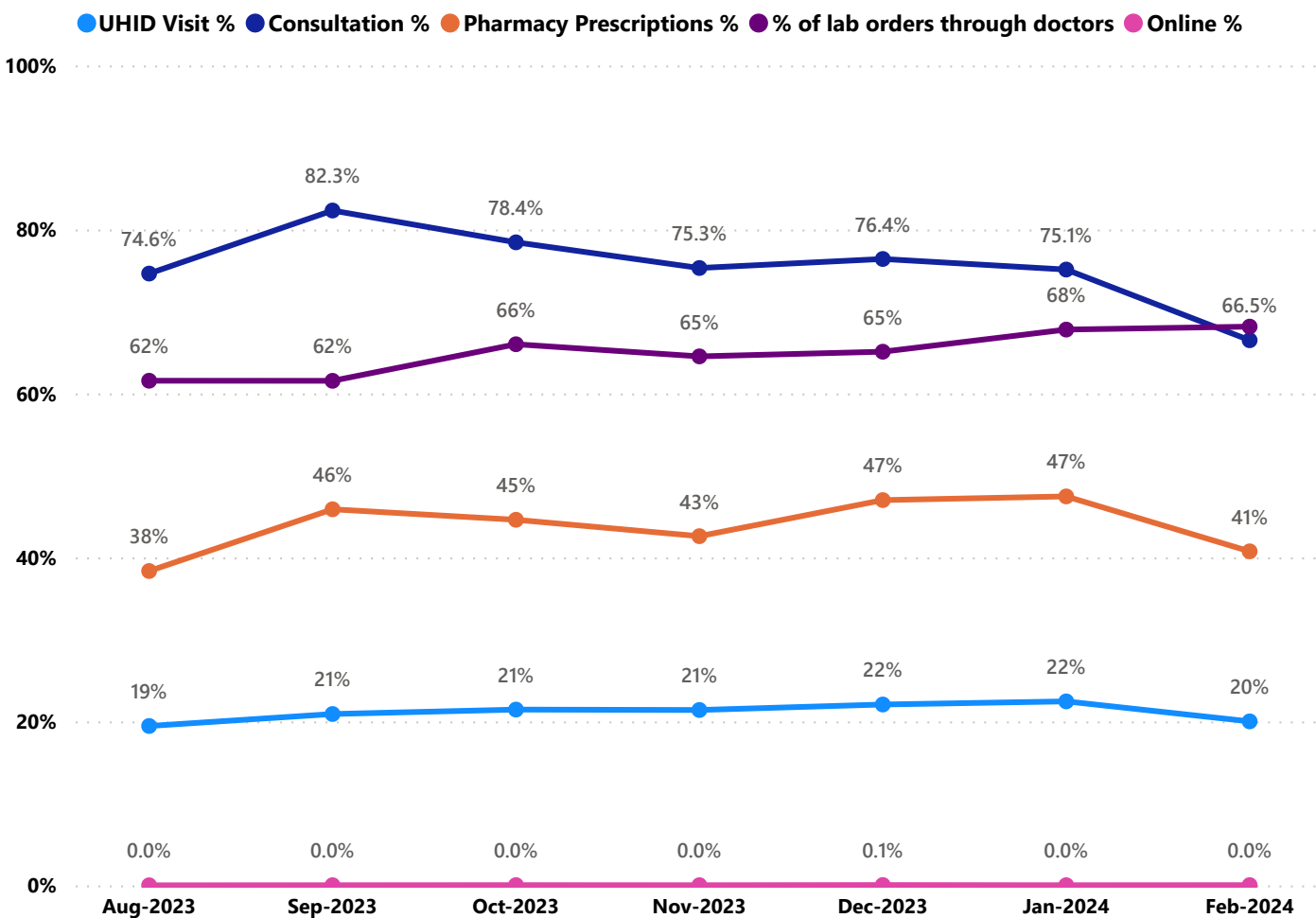
District	Institution Count	Institutions with Reception	% of institutions with Reception
IDUKKI	20	20	100.00%
PATHANAMTHITTA	19	19	100.00%
WAYANAD	17	17	100.00%
PALAKKAD	44	42	95.45%
THIRUVANANTHAPURAM	100	93	93.00%
MALAPPURAM	53	49	92.45%
KASARAGOD	23	19	82.61%
THRISSUR	69	57	82.61%
KOZHIKODE	55	45	81.82%
KANNUR	40	31	77.50%
KOTTAYAM	31	23	74.19%
ERNAKULAM	53	39	73.58%
KOLLAM	30	22	73.33%
ALAPPUZHA	31	22	70.97%

Hospital Name
FAMILY HEALTH CENTRE VELIYANCODE
FAMILY HEALTH CENTRE VATTAMKULAM
FAMILY HEALTH CENTRE PALAPPETTY
FAMILY HEALTH CENTRE CHERUKAVU

Institutions where the reception module is either not started or not using



3.2 e-Health Performance Trend



- UHID Visit % is calculated as  $(UHID\ Visits / Total\ Visit) \times 100$
- Consultation % is calculated as  $(Doctor\ Consultation / OP\ Visits) \times 100$
- Pharmacy % is calculated as  $(Pharmacy\ Prescriptions / Total\ OP\ Visits) \times 100$
- Lab % is calculated as  $(Lab\ orders\ given\ by\ doctors / Total\ Lab\ Orders) \times 100$
- Online % is calculated as  $(Online\ appointments\ via\ web\ portal / Total\ OP\ Visits) \times 100$

## 3.3 e-Health Performance Indicators

Institutions with atleast 100 UHID visits are listed here.

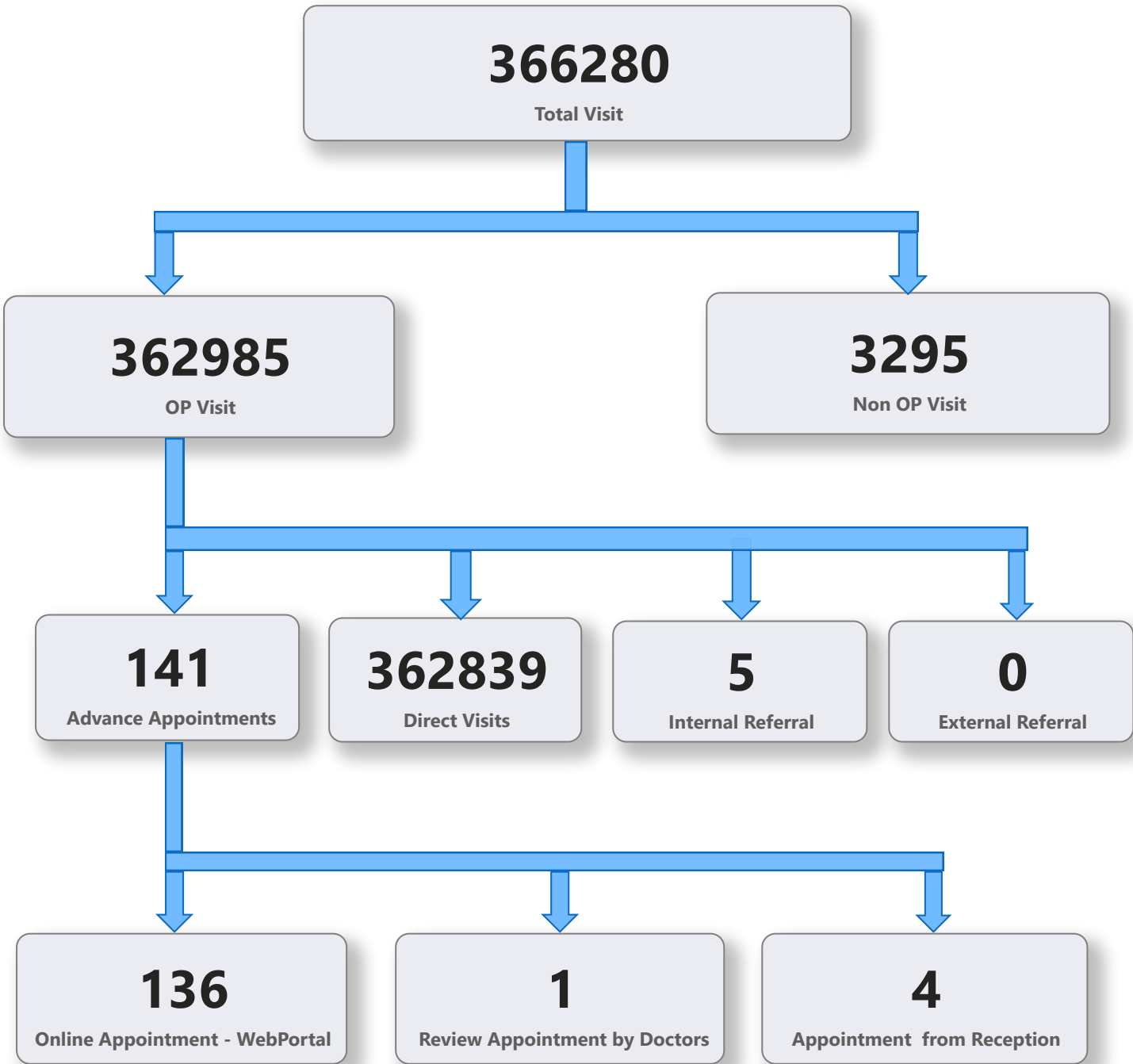
Hospital	UHID Visit %	Consultation %	Pharmacy Prescriptions %	% of Lab Orders given by Doctors
Family Health Centre Pulikkal	76.14%	99.68%	95.09%	100.00%
Family Health Centre Moorkkanad	74.20%	97.66%	91.16%	100.00%
Family Health Centre Elamkulam	72.45%	93.49%	51.37%	41.44%
Family Health Centre Porur	70.33%	2.13%	0.00%	0.00%
Family Health Centre Chelembra	69.10%	95.84%	74.50%	90.10%
Family Health Centre Athanikkal	66.45%	98.11%	95.19%	97.80%
Family Health Centre Chokkad	66.22%	98.35%	96.19%	61.24%
Family Health Centre Thirunavaya	57.78%	97.62%	89.83%	93.14%
Family Health Centre Chemmalassery	57.07%	97.66%	22.55%	6.00%
Family Health Centre Morayur	55.13%	99.60%	92.96%	68.94%
Family Health Centre Chaliyar	54.79%	86.94%	73.03%	86.96%
Family Health Centre Koottayi	36.12%	98.45%	62.68%	79.25%
Family Health Centre Edayur	36.06%	61.26%	11.39%	100.00%
Family Health Centre Kaladi	35.89%	82.18%	46.12%	8.45%
Family Health Centre A R Nagar	35.78%	99.87%	90.23%	77.46%
Family Health Centre Ponmala	35.42%	99.46%	85.21%	52.36%
Family Health Centre Karulai	31.98%	96.83%	91.00%	97.74%
Family Health Centre Thanalur	30.81%	96.18%	89.58%	81.69%
Family Health Centre Moonniyur	25.17%	88.93%	88.73%	95.83%
Family Health Centre Vazhikkadavu	22.89%	98.93%	93.90%	69.72%
Family Health Centre Nannambra	22.18%	92.49%	77.88%	95.67%
Family Health Centre Alamkode	21.30%	26.86%	0.00%	24.63%
Family Health Centre Thazhekod	18.29%	99.40%	90.82%	44.16%
Family Health Centre Pang	14.90%	61.52%	41.36%	35.86%
Family Health Centre Parappanangadi	14.62%	99.93%	93.53%	79.32%
Urban Primary Health Centre Perinthalmanna	11.35%	85.83%	52.51%	93.85%
Family Health Centre Kuzhimanna	10.81%	91.47%	0.00%	100.00%
Family Health Centre Kottakkal	10.52%	97.14%	67.95%	100.00%
Family Health Centre Odakkayam	10.51%	79.37%	7.42%	1.05%
Urban Primary Health Centre Nilambur	9.46%	80.22%	16.26%	100.00%
Family Health Centre Thuvvur	9.15%	45.42%	0.00%	0.00%
Urban Primary Health Centre Vettekode	8.48%	96.14%	91.51%	99.36%
Family Health Centre Marakkara	8.02%	99.65%	62.46%	58.06%
Family Health Centre Valavannur	7.90%	79.10%	9.85%	90.74%
Block Family Health Centre Thiruvalli	3.92%	99.06%	74.40%	83.52%
Family Health Centre Triprangode	3.77%	17.76%	0.40%	60.00%
Family Health Centre Pandikkad	2.29%	70.65%	12.87%	0.00%

4. Status of Modules Usage in Hospitals

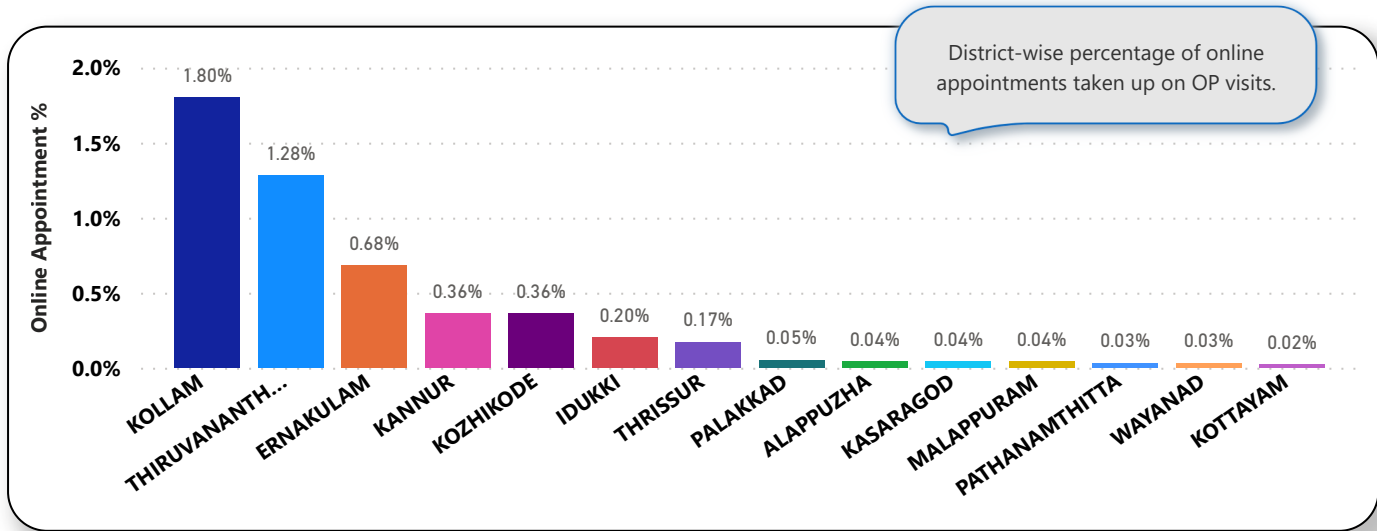
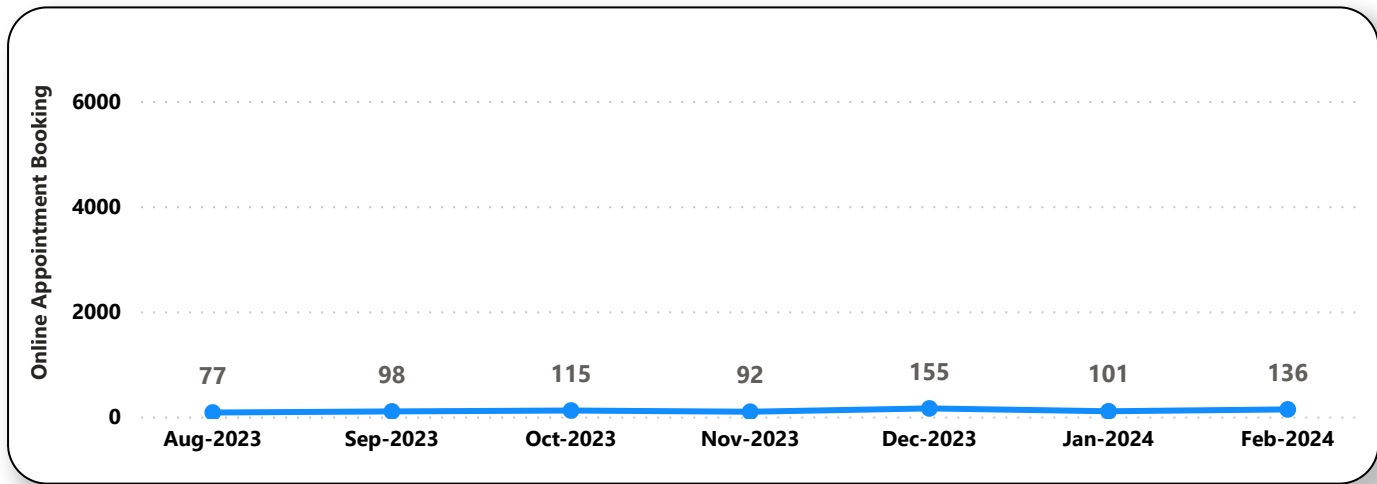
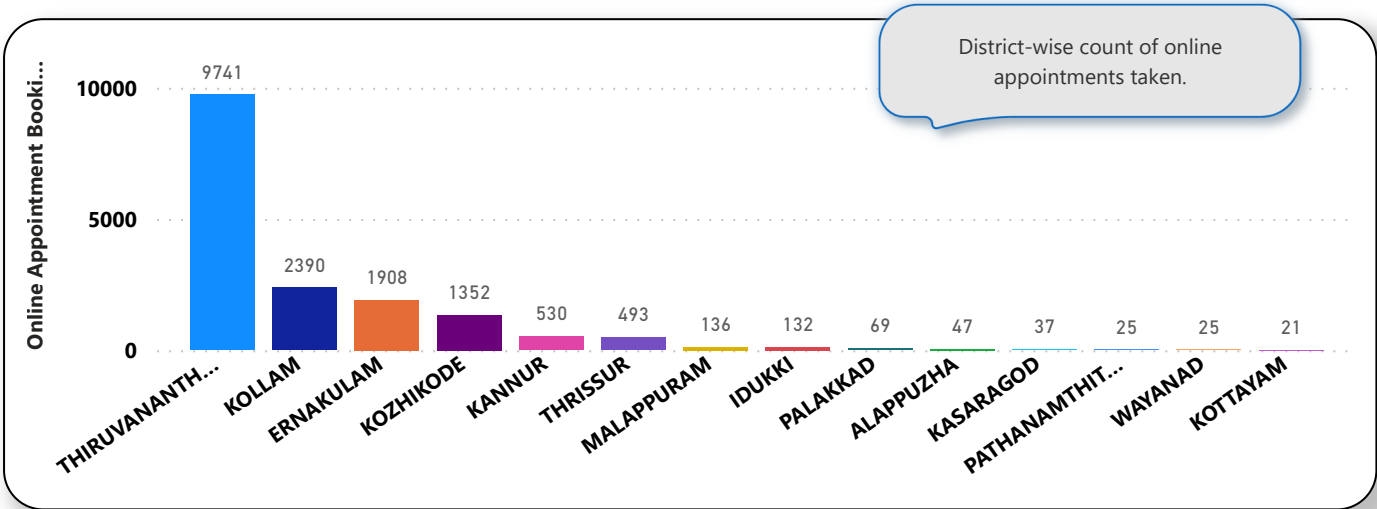
District wise status of live institutions and the count of various modules [Reception, OP Consultation, Lab, Pharmacy] started / functional.

District Name	Live Institutions	Reception	Consultation	Lab	Pharmacy
THIRUVANANTHAPURAM	102	95 (93.1%)	87 (85.3%)	78 (76.5%)	73 (71.6%)
THRISSUR	69	57 (82.6%)	56 (81.2%)	52 (75.4%)	52 (75.4%)
KOZHIKODE	55	45 (81.8%)	33 (60.%)	36 (65.5%)	33 (60.%)
MALAPPURAM	54	49 (90.7%)	47 (87.%)	39 (72.2%)	40 (74.1%)
ERNAKULAM	53	39 (73.6%)	26 (49.1%)	20 (37.7%)	16 (30.2%)
PALAKKAD	44	43 (97.7%)	38 (86.4%)	33 (75.%)	32 (72.7%)
KANNUR	40	31 (77.5%)	28 (70.%)	25 (62.5%)	24 (60.%)
ALAPPUZHA	31	22 (71.%)	20 (64.5%)	19 (61.3%)	20 (64.5%)
KOTTAYAM	31	23 (74.2%)	21 (67.7%)	16 (51.6%)	21 (67.7%)
KOLLAM	30	22 (73.3%)	22 (73.3%)	22 (73.3%)	22 (73.3%)
KASARAGOD	23	20 (87.%)	16 (69.6%)	14 (60.9%)	16 (69.6%)
IDUKKI	20	20 (100.%)	19 (95.%)	15 (75.%)	19 (95.%)
PATHANAMTHITTA	19	19 (100.%)	16 (84.2%)	13 (68.4%)	15 (78.9%)
WAYANAD	17	17 (100.%)	17 (100.%)	16 (94.1%)	17 (100.%)
Total	588	502 (85.4%)	446 (75.9%)	398 (67.7%)	400 (68.%)

5. Appointment Booking in Hospitals (except Medical Colleges)

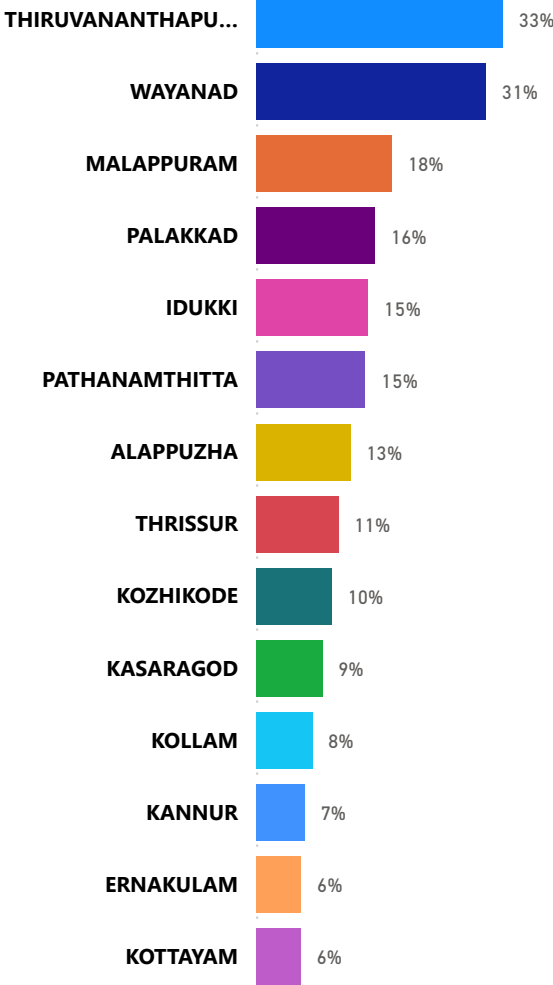


5. 1 Online Appointment Booking in Hospitals (except Medical Colleges)





6. eHealth Performance - Reach



Reach indicates the percentage of population availing services through eHealth. The formula used to calculate is (Number of UHID registered / Population) \* 100 %.