

1. eHealth Kerala - Vital Statistics

Hospital Type	Live Institutions
Family Health Centre	40
Urban Primary Health Centre	2
Community Health Centre	1
Medical College Hospital	1
Specialty Hospital - Tribal	1
Total	45




2. eHealth - District Ranking Matrix Based on Performance of all Institutions (except Medical Colleges)

The ranking matrix showcase the district performance in providing eHealth services through all institutions (except Medical Colleges) based on six different parameters. These parameters include whether the reception module is started or not, UHID Visits, Doctor Consultation, Pharmacy Prescriptions by doctors, Percentage of lab orders through doctors and number of Live Institutions. Based on the ranking, the districts are classified into three broad categories, the best performing districts, the average performing districts and the low performing districts.

The best performing districts should strive to continue to remain in the same position, whereas the average performing as well as the low performing districts should strive to reach to the 'top four' league.

The ranking matrix for the current month February '24 along with previous two months are as given in the table .

District	December	January	February
WAYANAD	1	1	1
IDUKKI	3	2	2
PALAKKAD	3	2	2
PATHANAMTHITTA	2	3	3
MALAPPURAM	4	3	4
THIRUVANANTHAPURAM	6	4	4
THRISSUR	5	4	4
KOLLAM	6	5	5
KOZHIKODE	6	5	5
ALAPPUZHA	6	6	6
KOTTAYAM	5	6	6
KANNUR	5	5	7
KASARAGOD	6	5	8
ERNAKULAM	7	7	9

 Best performing
 Average performing
 Low performing

3. eHealth - Institution Level Ranking (except Medical Colleges)

Hospital	Rank ▲
Family Health Centre Kavassery	1
Family Health Centre Keralassery	1
Family Health Centre Kizhakkencherry	1
Family Health Centre Kunissery	1
Family Health Centre Kuthanur	1
Family Health Centre Mannur	1
Family Health Centre Ozhalapathy	1
Family Health Centre Pallippuram	1
Family Health Centre Vandazhy	1
Family Health Centre Vaniyamkulam	1
Urban Primary Health Centre Diara Street	1
Family Health Centre Kanjirapuzha	2
Family Health Centre Kumbidi	2
Family Health Centre Mankara	2
Family Health Centre Nellaya	2
Family Health Centre Parali	2
Family Health Centre Peruvemba	2
Family Health Centre Vannamada	2
Urban Primary Health Centre Kulappully	2
Family Health Centre Adakkaputhur	3
Family Health Centre Mathur	3
Community Health Centre Nanniode	4
Family Health Centre Anakkatty	4
Family Health Centre Kalladikode	4
Family Health Centre Kappoor	4
Family Health Centre Kollengode	4
Family Health Centre Kumaranellur	4
Family Health Centre Pattithara	4
Family Health Centre Pookkottukavu	4
Family Health Centre Pudur	4

Hospital	Rank ▼
Family Health Centre Karakurissi	11
Family Health Centre Muthalamada	11
Family Health Centre Sreekrishnapuram	11
Government Tribal Speciality Hospital Kottathara	11
Family Health Centre Vadavannur	10
Family Health Centre Elambulassery	9
Family Health Centre Puduppariyaram	9
Family Health Centre Pallassana	8
Family Health Centre Ayalur	7
Family Health Centre Chalavara	7
Family Health Centre Vellinezhi	7
Family Health Centre Puthucode	6
Family Health Centre Peringottukurissi	5
Community Health Centre Nanniode	4
Family Health Centre Anakkatty	4
Family Health Centre Kalladikode	4
Family Health Centre Kappoor	4
Family Health Centre Kollengode	4
Family Health Centre Kumaranellur	4
Family Health Centre Pattithara	4
Family Health Centre Pookkottukavu	4
Family Health Centre Pudur	4
Family Health Centre Adakkaputhur	3
Family Health Centre Mathur	3
Family Health Centre Kanjirapuzha	2
Family Health Centre Kumbidi	2
Family Health Centre Mankara	2
Family Health Centre Nellaya	2
Family Health Centre Parali	2

3.1 eHealth Performance - Reception Module

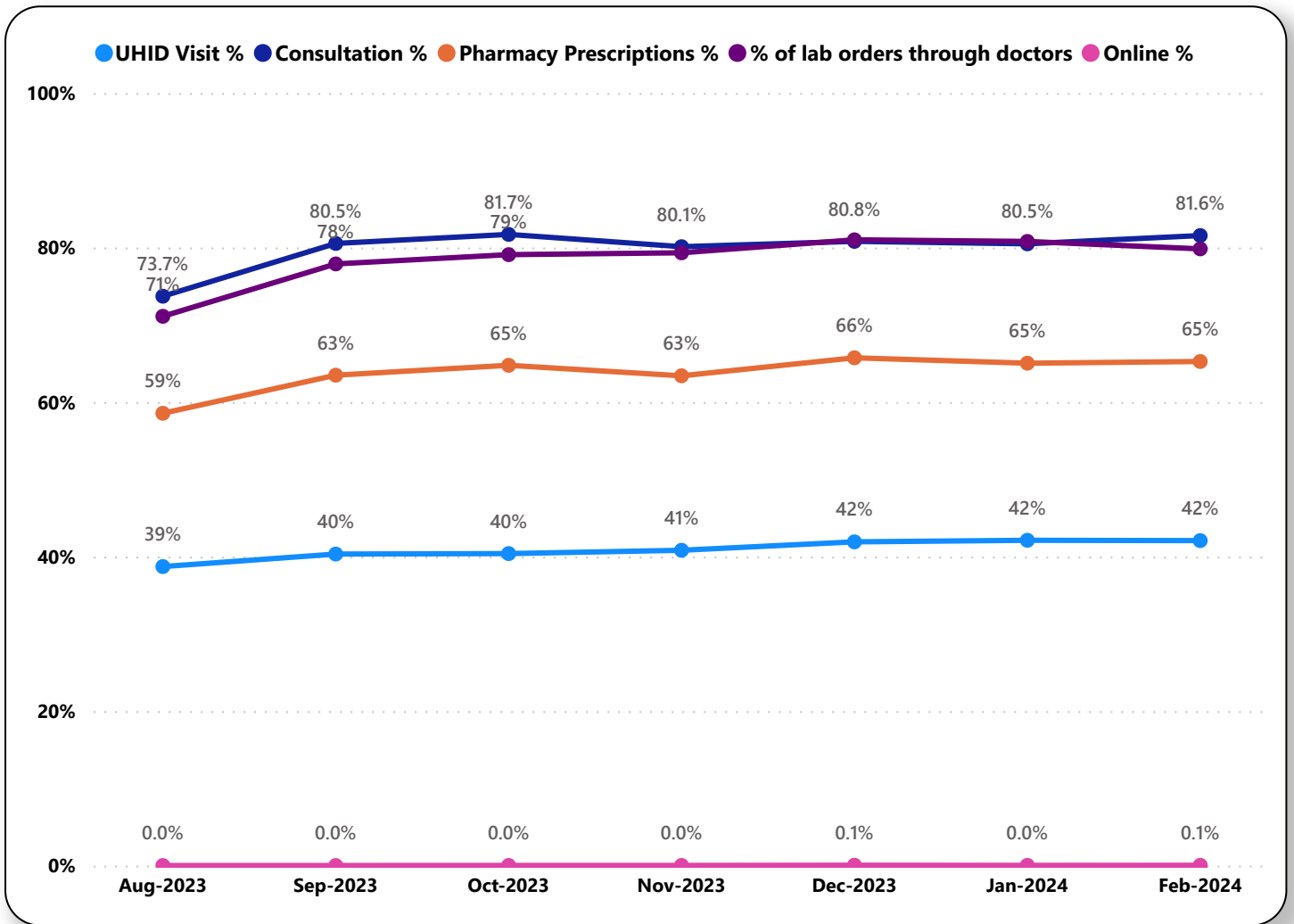
Reception Module is considered to be functional in an institution only if the number of total visits for the month is of minimum 500.

District	Institution Count	Institutions with Reception	% of institutions with Reception
IDUKKI	20	20	100.00%
PATHANAMTHITTA	19	19	100.00%
WAYANAD	17	17	100.00%
PALAKKAD	44	42	95.45%
THIRUVANANTHAPURAM	100	93	93.00%
MALAPPURAM	53	49	92.45%
KASARAGOD	23	19	82.61%
THRISSUR	69	57	82.61%
KOZHIKODE	55	45	81.82%
KANNUR	40	31	77.50%
KOTTAYAM	31	23	74.19%
ERNAKULAM	53	39	73.58%
KOLLAM	30	22	73.33%
ALAPPUZHA	31	22	70.97%

Hospital Name
Family Health Centre Sreekrishnapuram
Family Health Centre Kottopadam

Institutions where the reception module is either not started or not using

3.2 e-Health Performance Trend



- UHID Visit % is calculated as $(UHID\ Visits / Total\ Visit) * 100$
- Consultation % is calculated as $(Doctor\ Consultation / OP\ Visits) * 100$
- Pharmacy % is calculated as $(Pharmacy\ Prescriptions / Total\ OP\ Visits) * 100$
- Lab % is calculated as $(Lab\ orders\ given\ by\ doctors / Total\ Lab\ Orders) * 100$
- Online % is calculated as $(Online\ appointments\ via\ web\ portal / Total\ OP\ Visits) * 100$

3.3 e-Health Performance Indicators

Institutions with atleast 100 UHID visits are listed here.

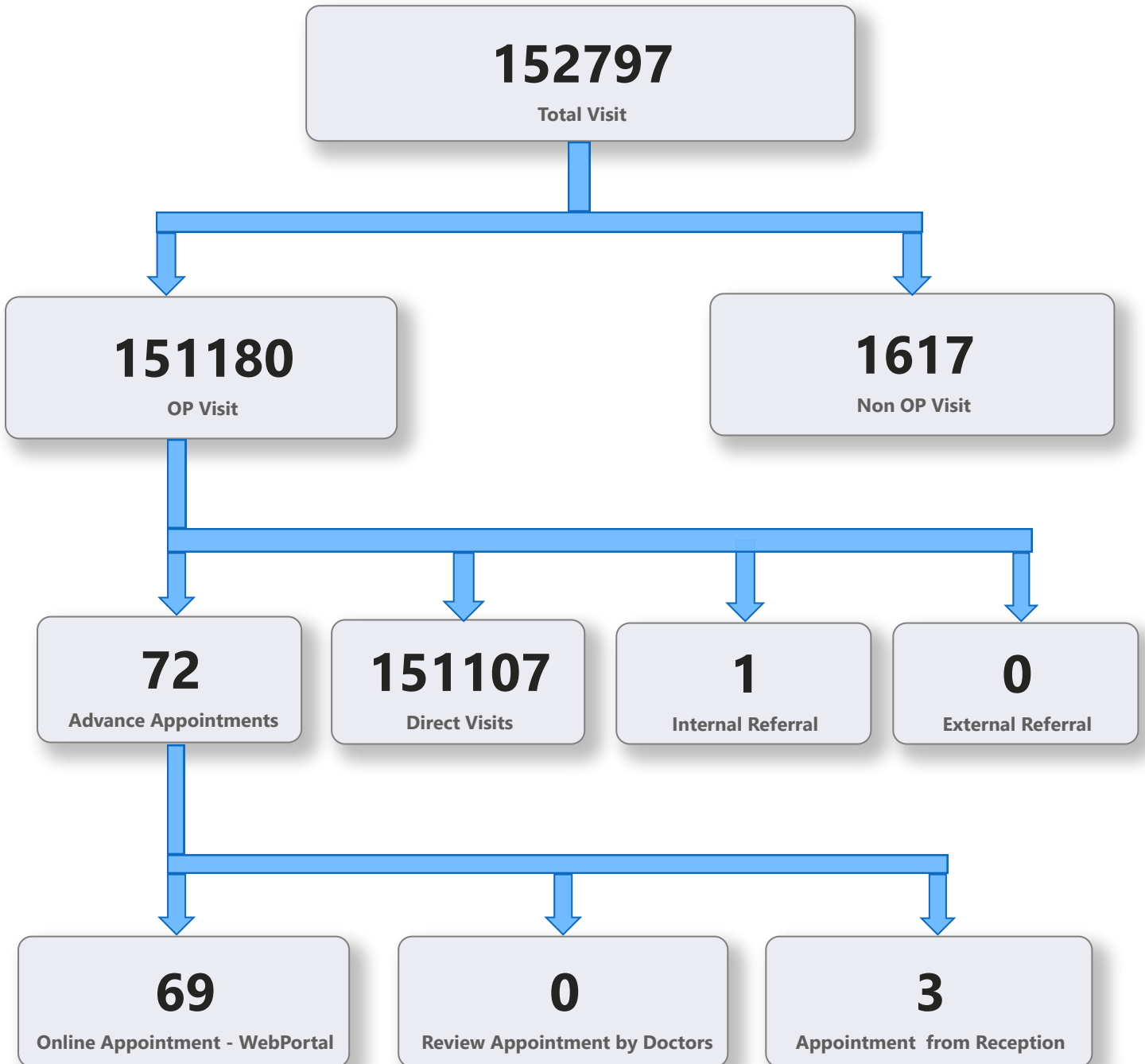
Hospital	UHID Visit %	Consultation %	Pharmacy Prescriptions %	% of Lab Orders given by Doctors
Family Health Centre Kavassery	91.01%	99.42%	94.40%	77.27%
Family Health Centre Mannur	86.17%	98.55%	92.16%	85.60%
Family Health Centre Keralassery	84.45%	99.33%	89.96%	79.49%
Family Health Centre Kizhakkencherry	79.95%	99.14%	90.93%	54.99%
Family Health Centre Pallippuram	76.83%	96.91%	94.05%	90.48%
Family Health Centre Kuthanur	74.23%	98.52%	89.32%	96.84%
Family Health Centre Ozhalapathy	68.47%	99.82%	89.85%	94.99%
Family Health Centre Vaniyamkulam	67.13%	99.87%	88.91%	100.00%
Family Health Centre Puduppariyaram	65.99%	24.44%	0.00%	
Family Health Centre Ayalur	64.61%	95.55%	0.00%	
Urban Primary Health Centre Diara Street	63.40%	99.01%	89.36%	91.95%
Family Health Centre Kunissery	61.37%	97.27%	89.82%	96.83%
Family Health Centre Vandazhy	60.91%	99.41%	88.59%	81.95%
Family Health Centre Mankara	58.95%	97.21%	92.93%	72.91%
Family Health Centre Puthucode	55.87%	60.98%	56.57%	39.26%
Family Health Centre Kumaranellur	52.97%	85.46%	76.91%	25.00%
Family Health Centre Peruvemba	51.73%	99.61%	87.56%	94.05%
Family Health Centre Mathur	51.50%	99.06%	79.92%	100.00%
Family Health Centre Kumbidi	51.16%	99.24%	91.00%	57.57%
Urban Primary Health Centre Kulappully	50.25%	99.93%	100.00%	68.82%
Family Health Centre Vannamada	46.71%	95.99%	89.20%	87.13%
Community Health Centre Nanniode	46.45%	89.53%	79.30%	70.07%
Family Health Centre Kanjirapuzha	46.06%	96.08%	88.89%	94.31%
Family Health Centre Peringottukurissi	44.22%	90.79%	0.32%	83.07%
Family Health Centre Nelloya	43.95%	99.07%	91.27%	95.28%
Family Health Centre Parali	43.91%	93.42%	84.66%	91.00%
Family Health Centre Vadavannur	30.28%	0.00%	0.00%	
Family Health Centre Sreekrishnapuram	24.94%	100.00%	91.59%	20.61%
Family Health Centre Adakkaputhur	22.74%	99.80%	94.54%	95.03%
Family Health Centre Kappoor	17.82%	97.91%	92.22%	91.87%
Family Health Centre Vellinezhi	17.17%	96.41%	0.00%	100.00%
Family Health Centre Pattithara	16.94%	98.86%	92.36%	66.12%
Family Health Centre Pookkottukavu	16.26%	99.80%	95.20%	86.52%
Family Health Centre Chalavara	15.97%	86.14%	57.62%	100.00%
Family Health Centre Muthalamada	14.91%	0.00%	0.00%	
Family Health Centre Pudur	11.78%	97.97%	87.05%	95.60%
Family Health Centre Kollengode	10.95%	92.32%	89.29%	64.40%
Government Tribal Speciality Hospital Kottathara	4.67%	0.00%	0.00%	
Family Health Centre Kalladikode	3.99%	93.62%	85.08%	100.00%

4. Status of Modules Usage in Hospitals

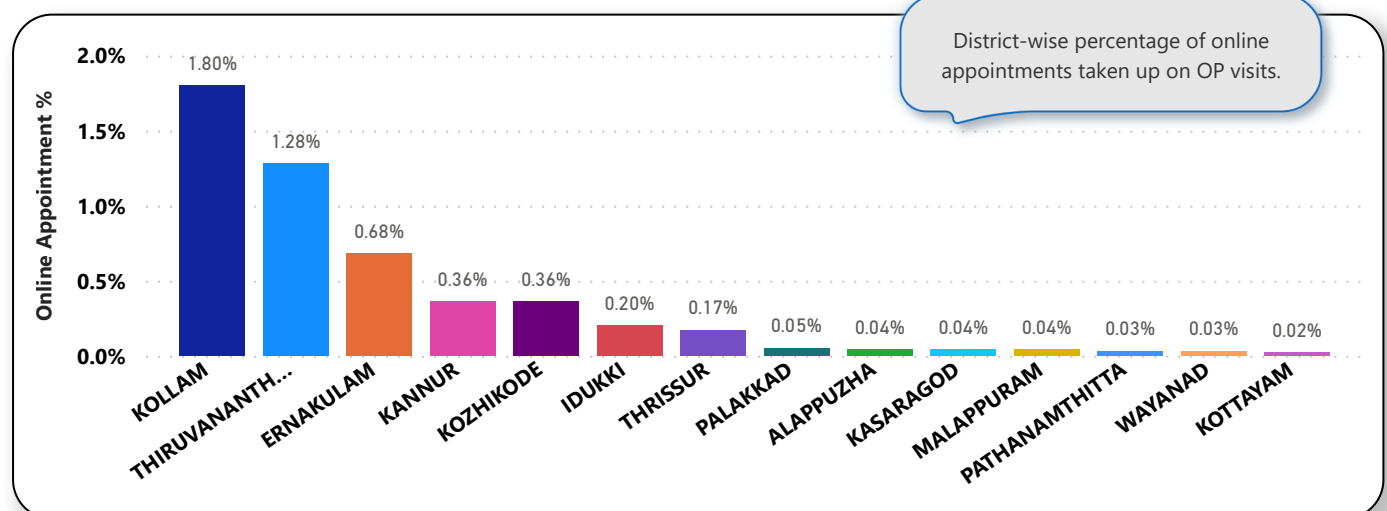
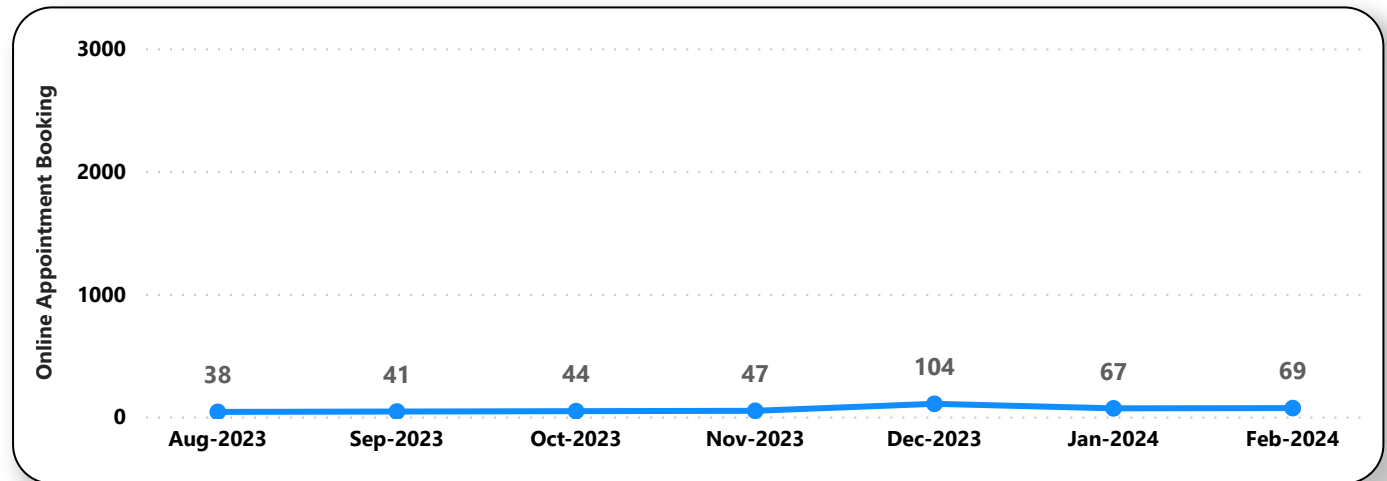
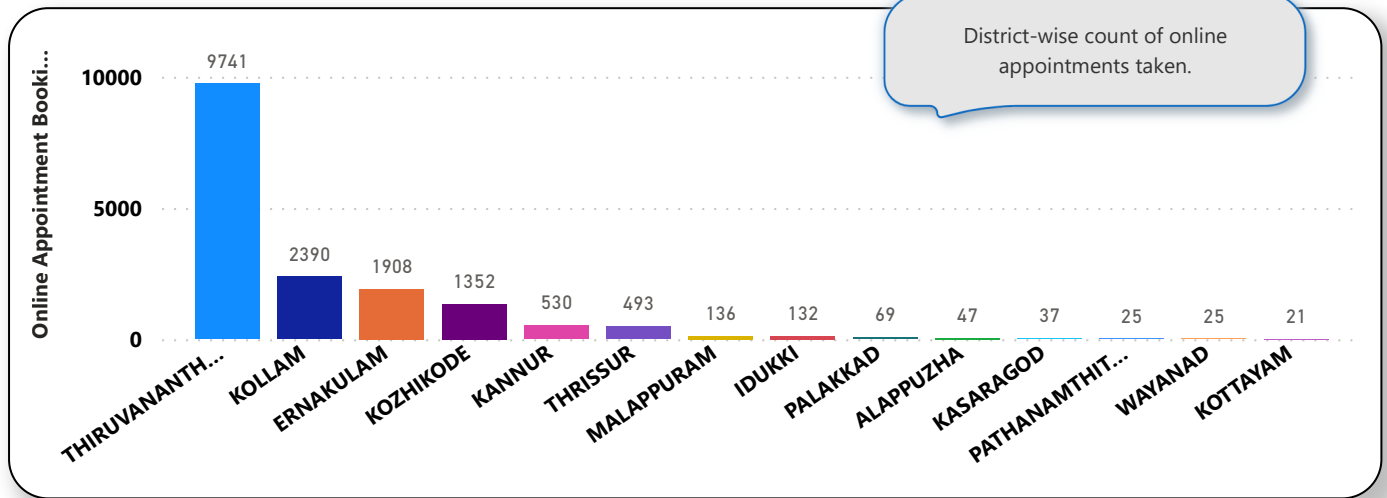
District wise status of live institutions and the count of various modules [Reception, OP Consultation, Lab, Pharmacy] started / functional.

District Name	Live Institutions	Reception	Consultation	Lab	Pharmacy
THIRUVANANTHAPURAM	102	95 (93.1%)	87 (85.3%)	78 (76.5%)	73 (71.6%)
THRISSUR	69	57 (82.6%)	56 (81.2%)	52 (75.4%)	52 (75.4%)
KOZHIKODE	55	45 (81.8%)	33 (60.%)	36 (65.5%)	33 (60.%)
MALAPPURAM	54	49 (90.7%)	47 (87.%)	39 (72.2%)	40 (74.1%)
ERNAKULAM	53	39 (73.6%)	26 (49.1%)	20 (37.7%)	16 (30.2%)
PALAKKAD	44	43 (97.7%)	38 (86.4%)	33 (75.%)	32 (72.7%)
KANNUR	40	31 (77.5%)	28 (70.%)	25 (62.5%)	24 (60.%)
ALAPPUZHA	31	22 (71.%)	20 (64.5%)	19 (61.3%)	20 (64.5%)
KOTTAYAM	31	23 (74.2%)	21 (67.7%)	16 (51.6%)	21 (67.7%)
KOLLAM	30	22 (73.3%)	22 (73.3%)	22 (73.3%)	22 (73.3%)
KASARAGOD	23	20 (87.%)	16 (69.6%)	14 (60.9%)	16 (69.6%)
IDUKKI	20	20 (100.%)	19 (95.%)	15 (75.%)	19 (95.%)
PATHANAMTHITTA	19	19 (100.%)	16 (84.2%)	13 (68.4%)	15 (78.9%)
WAYANAD	17	17 (100.%)	17 (100.%)	16 (94.1%)	17 (100.%)
Total	588	502 (85.4%)	446 (75.9%)	398 (67.7%)	400 (68.%)

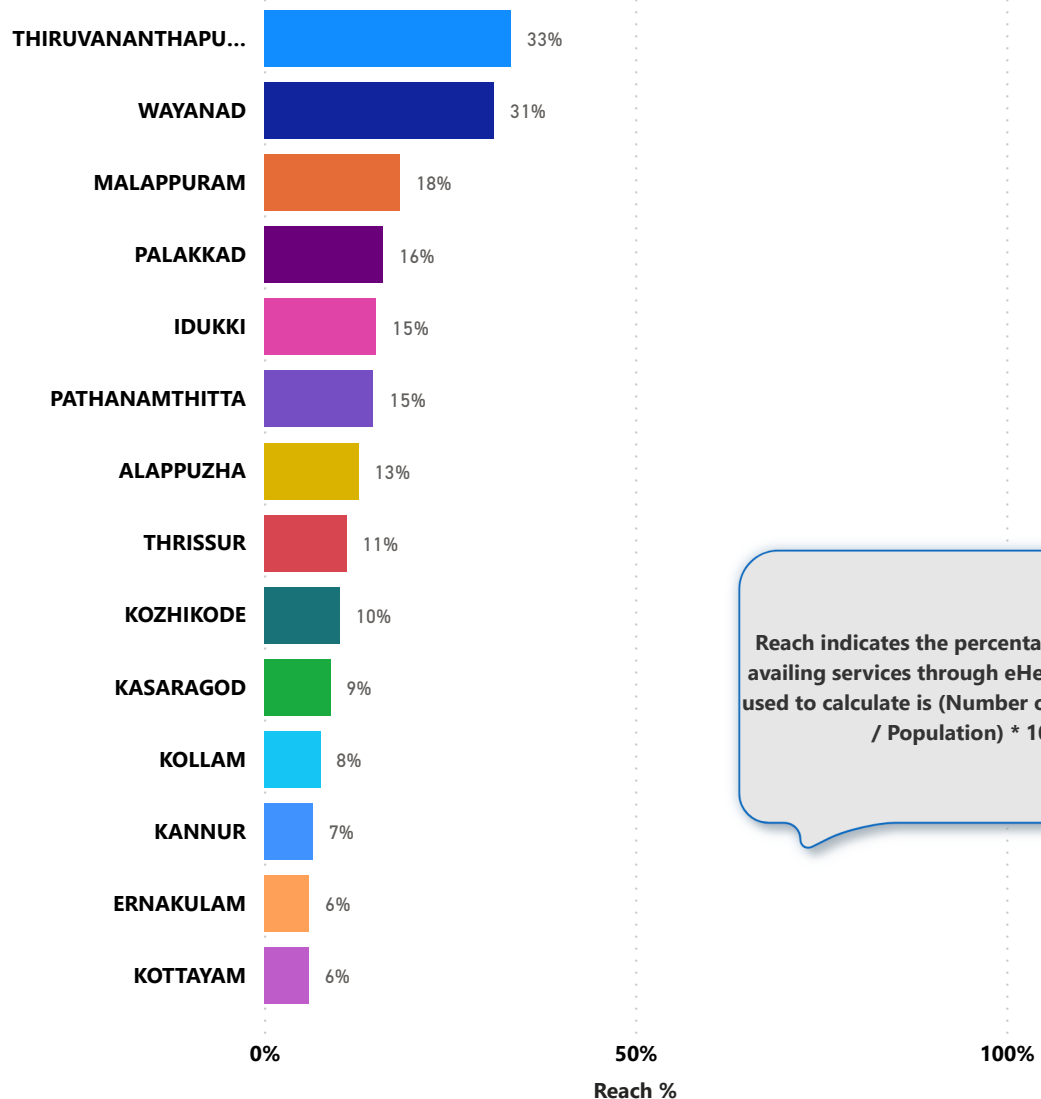
5. Appointment Booking in Hospitals (except Medical Colleges)



5. 1 Online Appointment Booking in Hospitals (except Medical Colleges)



6. eHealth Performance - Reach



Reach indicates the percentage of population availing services through eHealth. The formula used to calculate is $(\text{Number of UHID registered} / \text{Population}) * 100 \%$.