

1. eHealth Kerala - Vital Statistics

Hospital Type	Live Institutions
Family Health Centre	56
Urban Primary Health Centre	7
Community Health Centre	3
General Hospital	1
Medical College Hospital	1
Taluk Headquarters Hospital	1
Taluk Hospital	1
Total	70

2. eHealth - District Ranking Matrix Based on Performance of all Institutions (except Medical Colleges)

The ranking matrix showcase the district performance in providing eHealth services through all institutions (except Medical Colleges) based on six different parameters. These parameters include whether the reception module is started or not, UHID Visits, Doctor Consultation, Pharmacy Prescriptions by doctors, Percentage of lab orders through doctors and number of Live Institutions. Based on the ranking, the districts are classified into three broad categories, the best performing districts, the average performing districts and the low performing districts.

The best performing districts should strive to continue to remain in the same position, whereas the average performing as well as the low performing districts should strive to reach to the 'top four' league.

The ranking matrix for the current month February '24 along with previous two months are as given in the table .

District	December	January	February
WAYANAD	1	1	1
IDUKKI	3	2	2
PALAKKAD	3	2	2
PATHANAMTHITTA	2	3	3
MALAPPURAM	4	3	4
THIRUVANANTHAPURAM	6	4	4
THRISSUR	5	4	4
KOLLAM	6	5	5
KOZHIKODE	6	5	5
ALAPPUZHA	6	6	6
KOTTAYAM	5	6	6
KANNUR	5	5	7
KASARAGOD	6	5	8
ERNAKULAM	7	7	9

- Best performing
- Average performing
- Low performing

3. eHealth - Institution Level Ranking (except Medical Colleges)

Hospital	Rank
Family Health Centre Edavilangu	1
Family Health Centre Karalam	1
Family Health Centre Panjal	1
Family Health Centre Pookode	1
Family Health Centre Poomangalam	1
Family Health Centre Thaikkad	1
Family Health Centre Velookkara	1
Family Health Centre Venkitangu	1
Urban Family Health Centre V R Puram	1
Family Health Centre Arthat	2
Family Health Centre Chamakkala	2
Family Health Centre Desamangalam	2
Family Health Centre Kaipamangalam	2
Family Health Centre Kuzhoor	2
Family Health Centre Manaloor	2
Family Health Centre Nattika	2
Family Health Centre Nenmanikkara	2
Family Health Centre Thalikulam	2
Urban Family Health Centre Gosayikunnu	2
Urban Primary Health Centre Anapuzha	2
Family Health Centre Ayyanthole	3
Family Health Centre Elanad	3
Family Health Centre Kodakara	3
Family Health Centre Koolimuttom	3
Family Health Centre Mambra	3
Family Health Centre Meloor	3
Family Health Centre Methala	3
Family Health Centre Pariyaram Thrissur	3
Family Health Centre Poomala	3
Family Health Centre Poyya	3
Family Health Centre Punnayur	3
Family Health Centre Thekkumkara	3
Family Health Centre Thrikkur	3
Family Health Centre Vilvattom	3
Family Health Centre Vallathol Nagar	4
Family Health Centre Velur	4
Urban Primary Health Centre Kachery	4
Family Health Centre Aloor	5

Hospital	Rank
Community Health Centre Cherpu	12
General Hospital Thrissur	12
Family Health Centre P.Vembellur	11
Family Health Centre Pamboor	11
Family Health Centre Kadangode	10
Family Health Centre Mundur	10
Urban Family Health Centre Paravattani	10
Family Health Centre Mullurkara	9
Taluk Headquarters Hospital Chavakkad	8
Family Health Centre Pattikkad	7
Family Health Centre Porkulam	7
Taluk Hospital Pudukad	7
Family Health Centre Adat	6
Family Health Centre Madavana	6
Urban Family Health Centre Guruvayoor	6
Family Health Centre Aloor	5
Family Health Centre Nadathara	5
Family Health Centre Paralam	5
Family Health Centre Vaniyamapara	5
Urban Family Health Centre Porkalangad	5
Family Health Centre Vallathol Nagar	4
Family Health Centre Velur	4
Urban Primary Health Centre Kachery	4
Family Health Centre Ayyanthole	3
Family Health Centre Elanad	3
Family Health Centre Kodakara	3
Family Health Centre Koolimuttom	3
Family Health Centre Mambra	3
Family Health Centre Meloor	3
Family Health Centre Methala	3
Family Health Centre Pariyaram Thrissur	3
Family Health Centre Poomala	3
Family Health Centre Poyya	3
Family Health Centre Punnayur	3
Family Health Centre Thekkumkara	3
Family Health Centre Thrikkur	3
Family Health Centre Vilvattom	3
Family Health Centre Arthat	2

3.1 eHealth Performance - Reception Module

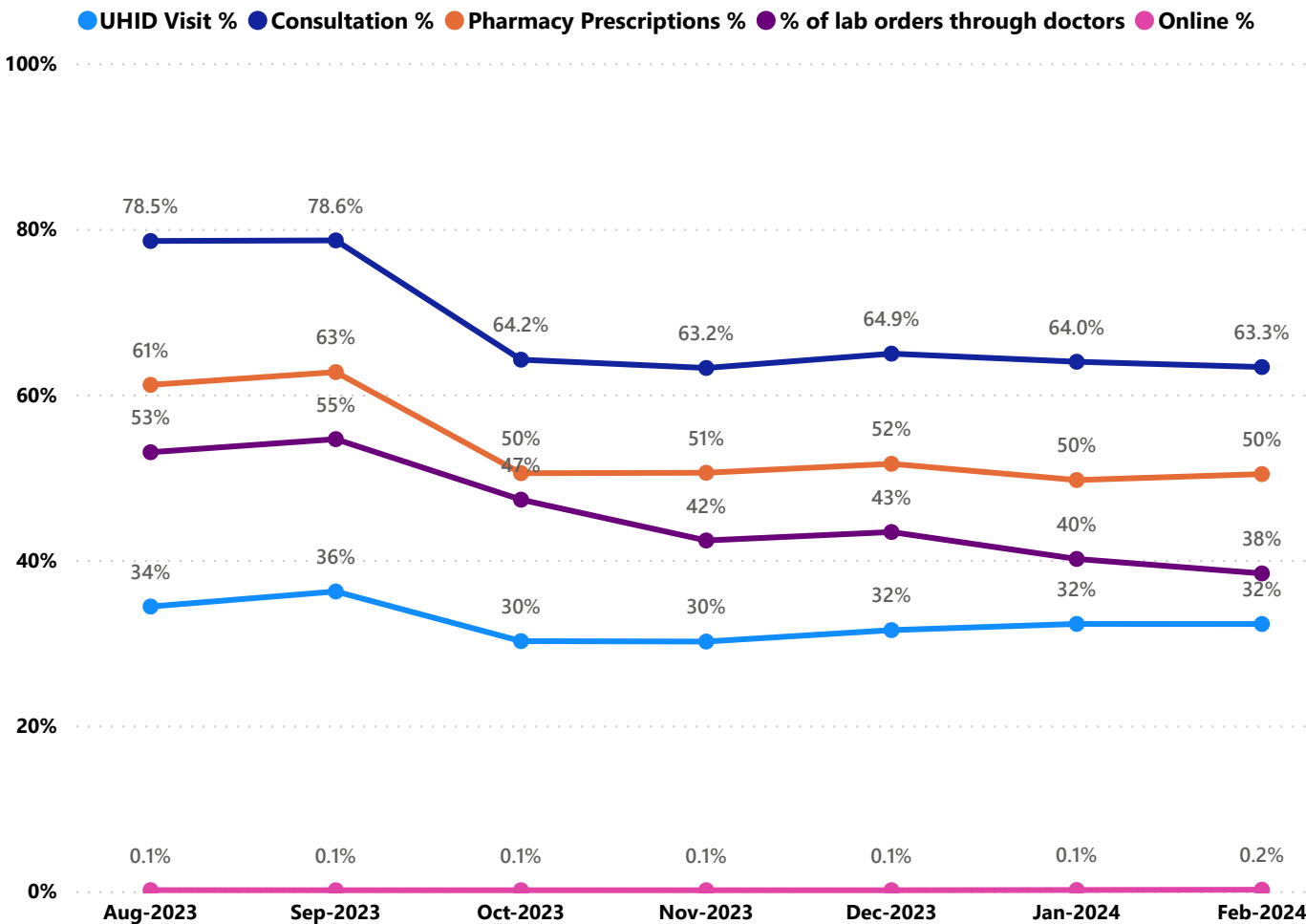
Reception Module is considered to be functional in an institution only if the number of total visits for the month is of minimum 500.

District	Institution Count	Institutions with Reception	% of institutions with Reception
IDUKKI	20	20	100.00%
PATHANAMTHITTA	19	19	100.00%
WAYANAD	17	17	100.00%
PALAKKAD	44	42	95.45%
THIRUVANANTHAPURAM	100	93	93.00%
MALAPPURAM	53	49	92.45%
KASARAGOD	23	19	82.61%
THRISSUR	69	57	82.61%
KOZHIKODE	55	45	81.82%
KANNUR	40	31	77.50%
KOTTAYAM	31	23	74.19%
ERNAKULAM	53	39	73.58%
KOLLAM	30	22	73.33%
ALAPPUZHA	31	22	70.97%

Hospital Name
FAMILY HEALTH CENTRE VETILAPPARA
FAMILY HEALTH CENTRE VELLANIKKARA
FAMILY HEALTH CENTRE VARANDARAPPILLY
FAMILY HEALTH CENTRE VALLACHIRA
FAMILY HEALTH CENTRE THIRUVILWAMALA
FAMILY HEALTH CENTRE NALUKETTU
FAMILY HEALTH CENTRE MADAKATHARA
FAMILY HEALTH CENTRE KONDAZHY
FAMILY HEALTH CENTRE KAKKAD
FAMILY HEALTH CENTRE ENGANDIYUR
COMMUNITY HEALTH CENTRE PAZHANJI
COMMUNITY HEALTH CENTRE MULLASSERY

Institutions where the reception module is either not started or not using

3.2 e-Health Performance Trend



- UHID Visit % is calculated as (UHID Visits / Total Visit) *100
- Consultation % is calculated as (Doctor Consultation / OP Visits) *100
- Pharmacy % is calculated as (Pharmacy Prescriptions/ Total OP Visits) *100
- Lab % is calculated as (Lab orders given by doctors/Total Lab Orders) *100
- Online % is calculated as (Online appointments via web portal/Total OP Visits) *100

3.3 e-Health Performance Indicators

Institutions with atleast 100 UHID visits are listed here.

Hospital	UHID Visit %	Consultation %	Pharmacy Prescriptions %	% of Lab Orders given by Doctors
Family Health Centre Thaikkad	86.24%	99.60%	91.40%	69.06%
Family Health Centre Edavilangu	82.12%	99.29%	89.77%	98.53%
Urban Family Health Centre V R Puram	80.07%	98.41%	89.36%	100.00%
Family Health Centre Poomangalam	79.15%	99.68%	88.72%	92.42%
Family Health Centre Meloor	70.51%	82.84%	79.50%	33.77%
Urban Primary Health Centre Kachery	69.90%	73.44%	71.03%	100.00%
Family Health Centre Porkulam	69.35%	95.06%	15.03%	0.00%
Family Health Centre Karalam	65.69%	98.26%	90.09%	74.79%
Family Health Centre Pookode	64.68%	99.37%	83.34%	22.30%
Family Health Centre Velookkara	63.32%	95.04%	90.82%	69.16%
Family Health Centre Panjal	62.37%	93.10%	85.20%	42.18%
Family Health Centre Venkitangu	61.13%	99.74%	84.29%	49.39%
Family Health Centre Kaipamangalam	61.06%	97.88%	79.01%	69.41%
Family Health Centre Chamakkala	58.95%	96.17%	87.48%	77.85%
Urban Primary Health Centre Anapuzha	58.30%	99.31%	86.78%	91.69%
Family Health Centre Adat	57.58%	58.95%	55.83%	46.90%
Family Health Centre Manaloor	56.78%	99.45%	85.78%	51.37%
Urban Family Health Centre Guruvayoor	56.60%	69.09%	46.57%	32.93%
Family Health Centre Poomala	55.85%	90.84%	75.15%	47.13%
Family Health Centre Nenmanikkara	54.80%	99.75%	88.25%	33.08%
Urban Family Health Centre Gosayikunnu	52.91%	98.88%	87.08%	6.84%
Family Health Centre Arthat	51.41%	99.76%	90.67%	51.79%
Urban Family Health Centre Porkalanged	51.09%	81.50%	45.27%	11.05%
Family Health Centre Thalikulam	48.89%	98.01%	81.72%	54.05%
Family Health Centre Ayyanthole	48.11%	94.33%	76.57%	51.76%
Family Health Centre Nattika	45.98%	97.80%	86.17%	48.33%
Family Health Centre Elanad	45.31%	88.20%	91.31%	34.06%
Family Health Centre Desamangalam	44.69%	99.44%	87.99%	80.33%
Taluk Headquarters Hospital Chavakkad	43.04%	35.49%	0.00%	54.14%
Family Health Centre Kuzhoor	42.22%	98.95%	94.24%	100.00%
Family Health Centre Aloor	39.83%	76.88%	76.42%	33.43%
Family Health Centre Methala	39.23%	97.84%	91.11%	91.55%
Family Health Centre Koolimuttom	38.01%	92.52%	88.70%	80.24%
Family Health Centre Madavana	37.18%	67.38%	61.02%	53.94%
Family Health Centre Kadangode	36.78%	70.80%	48.39%	
Family Health Centre Nadathara	36.47%	80.68%	67.55%	50.70%
Family Health Centre Pariyaram Thrissur	35.85%	99.49%	93.11%	69.10%
Family Health Centre Kodakara	33.73%	90.54%	86.44%	55.45%
Family Health Centre Paralam	33.02%	89.58%	71.78%	19.23%
Family Health Centre Mambra	31.46%	99.66%	89.68%	49.77%
Family Health Centre Poyya	31.43%	96.15%	88.39%	79.87%
Family Health Centre Vilvattom	30.91%	99.22%	93.42%	85.88%

3.3 e-Health Performance Indicators

Institutions with atleast 100 UHID visits are listed here.

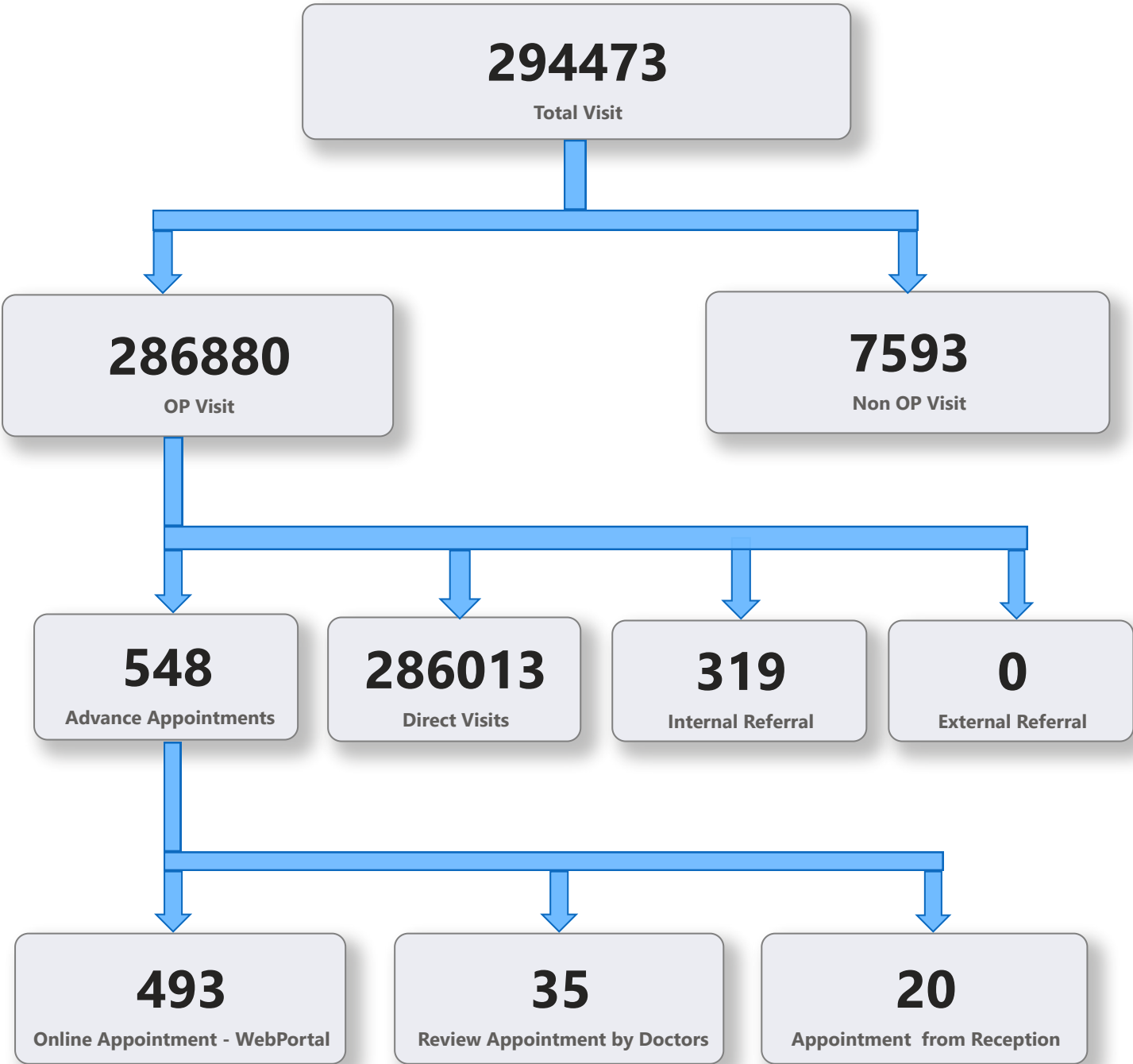
Hospital	UHID Visit %	Consultation %	Pharmacy Prescriptions %	% of Lab Orders given by Doctors
General Hospital Thrissur	0.58%	1.68%	0.00%	0.00%
Community Health Centre Cherpu	3.08%	0.00%	0.00%	0.00%
Urban Family Health Centre Paravattani	3.17%	39.20%	11.22%	100.00%
Family Health Centre Velur	5.40%	99.79%	92.24%	89.97%
Taluk Hospital Pudukad	6.29%	88.50%	54.44%	21.89%
Family Health Centre Mullurkara	7.60%	95.02%	52.43%	
Family Health Centre Mundur	16.78%	36.54%	36.40%	30.36%
Family Health Centre Pamboor	20.33%	59.17%	7.40%	0.39%
Family Health Centre Pattikkad	22.18%	51.32%	47.53%	28.28%
Family Health Centre Thrikkur	23.67%	99.84%	87.51%	68.18%
Family Health Centre Vaniyamapara	25.13%	87.04%	66.76%	100.00%
Family Health Centre P.Vembellur	27.23%	70.70%	26.11%	1.52%
Family Health Centre Vallathol Nagar	28.87%	92.53%	77.03%	39.88%
Family Health Centre Punneyur	29.30%	95.45%	81.01%	94.44%
Family Health Centre Thekkumkara	30.07%	97.41%	84.35%	29.08%
Family Health Centre Vilvattom	30.91%	99.22%	93.42%	85.88%
Family Health Centre Poyya	31.43%	96.15%	88.39%	79.87%
Family Health Centre Mambra	31.46%	99.66%	89.68%	49.77%
Family Health Centre Paralam	33.02%	89.58%	71.78%	19.23%
Family Health Centre Kodakara	33.73%	90.54%	86.44%	55.45%
Family Health Centre Pariyaram Thrissur	35.85%	99.49%	93.11%	69.10%
Family Health Centre Nadathara	36.47%	80.68%	67.55%	50.70%
Family Health Centre Kadangode	36.78%	70.80%	48.39%	
Family Health Centre Madavana	37.18%	67.38%	61.02%	53.94%
Family Health Centre Koolimuttom	38.01%	92.52%	88.70%	80.24%
Family Health Centre Methala	39.23%	97.84%	91.11%	91.55%
Family Health Centre Aloor	39.83%	76.88%	76.42%	33.43%
Family Health Centre Kuzhoor	42.22%	98.95%	94.24%	100.00%
Taluk Headquarters Hospital Chavakkad	43.04%	35.49%	0.00%	54.14%
Family Health Centre Desamangalam	44.69%	99.44%	87.99%	80.33%
Family Health Centre Elanad	45.31%	88.20%	91.31%	34.06%
Family Health Centre Nattika	45.98%	97.80%	86.17%	48.33%
Family Health Centre Ayyanthole	48.11%	94.33%	76.57%	51.76%
Family Health Centre Thalikulam	48.89%	98.01%	81.72%	54.05%
Urban Family Health Centre Porkalanged	51.09%	81.50%	45.27%	11.05%
Family Health Centre Arthat	51.41%	99.76%	90.67%	51.79%
Urban Family Health Centre Gosayikunnu	52.91%	98.88%	87.08%	6.84%
Family Health Centre Nenmanikkara	54.80%	99.75%	88.25%	33.08%
Family Health Centre Poomala	55.85%	90.84%	75.15%	47.13%
Urban Family Health Centre Guruvayoor	56.60%	69.09%	46.57%	32.93%
Family Health Centre Manaloor	56.78%	99.45%	85.78%	51.37%

4. Status of Modules Usage in Hospitals

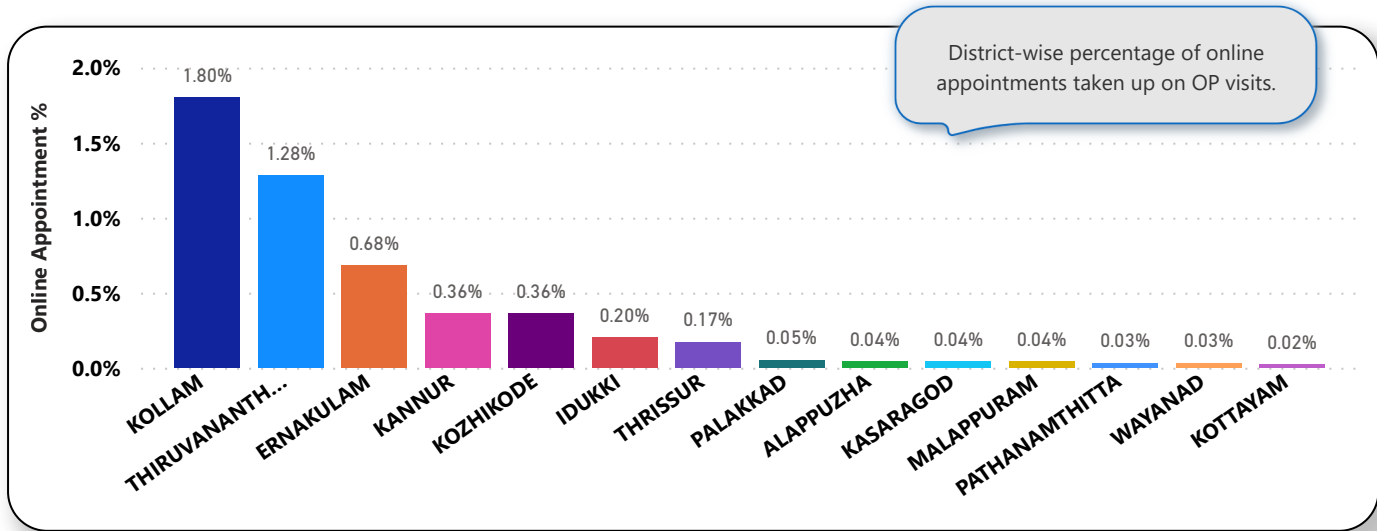
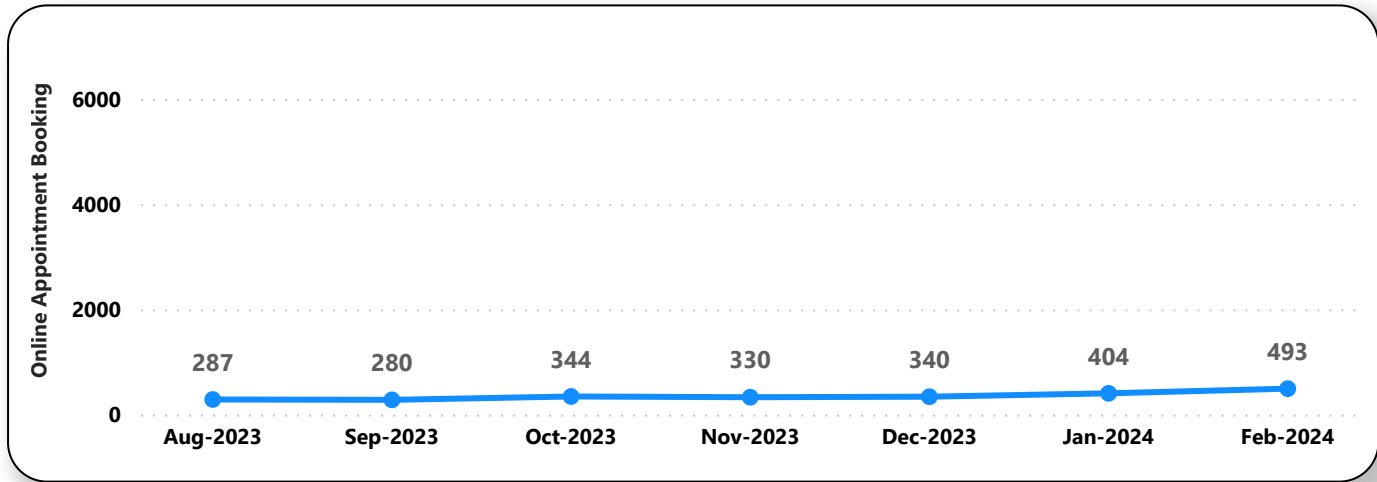
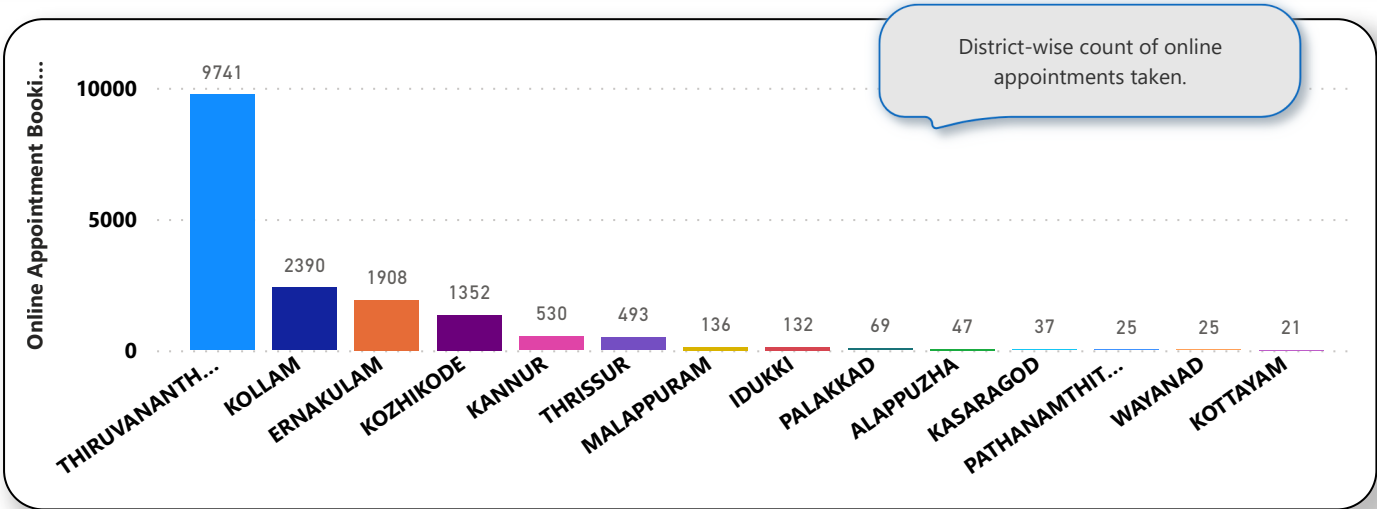
District wise status of live institutions and the count of various modules [Reception, OP Consultation, Lab, Pharmacy] started / functional.

District Name	Live Institutions	Reception	Consultation	Lab	Pharmacy
THIRUVANANTHAPURAM	102	95 (93.1%)	87 (85.3%)	78 (76.5%)	73 (71.6%)
THRISSUR	69	57 (82.6%)	56 (81.2%)	52 (75.4%)	52 (75.4%)
KOZHIKODE	55	45 (81.8%)	33 (60.%)	36 (65.5%)	33 (60.%)
MALAPPURAM	54	49 (90.7%)	47 (87.%)	39 (72.2%)	40 (74.1%)
ERNAKULAM	53	39 (73.6%)	26 (49.1%)	20 (37.7%)	16 (30.2%)
PALAKKAD	44	43 (97.7%)	38 (86.4%)	33 (75.%)	32 (72.7%)
KANNUR	40	31 (77.5%)	28 (70.%)	25 (62.5%)	24 (60.%)
ALAPPUZHA	31	22 (71.%)	20 (64.5%)	19 (61.3%)	20 (64.5%)
KOTTAYAM	31	23 (74.2%)	21 (67.7%)	16 (51.6%)	21 (67.7%)
KOLLAM	30	22 (73.3%)	22 (73.3%)	22 (73.3%)	22 (73.3%)
KASARAGOD	23	20 (87.%)	16 (69.6%)	14 (60.9%)	16 (69.6%)
IDUKKI	20	20 (100.%)	19 (95.%)	15 (75.%)	19 (95.%)
PATHANAMTHITTA	19	19 (100.%)	16 (84.2%)	13 (68.4%)	15 (78.9%)
WAYANAD	17	17 (100.%)	17 (100.%)	16 (94.1%)	17 (100.%)
Total	588	502 (85.4%)	446 (75.9%)	398 (67.7%)	400 (68.%)

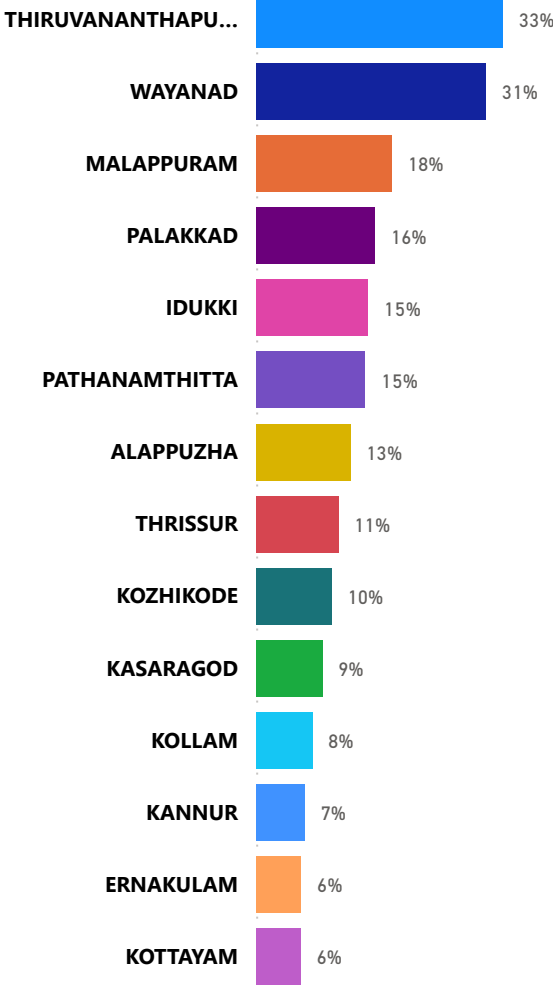
5. Appointment Booking in Hospitals (except Medical Colleges)



5. 1 Online Appointment Booking in Hospitals (except Medical Colleges)



6. eHealth Performance - Reach



Reach indicates the percentage of population availing services through eHealth. The formula used to calculate is (Number of UHID registered / Population) * 100 %.