

1. eHealth Kerala - Vital Statistics

| Hospital Type                           | Live Institutions |
|-----------------------------------------|-------------------|
| Family Health Centre                    | 57                |
| Community Health Centre                 | 17                |
| Urban Primary Health Centre             | 7                 |
| Medical College Hospital                | 4                 |
| Primary Health Centre                   | 4                 |
| Taluk Hospital                          | 3                 |
| District Hospital                       | 2                 |
| General Hospital                        | 2                 |
| Taluk Headquarters Hospital             | 2                 |
| District TB Centre                      | 1                 |
| Empanelled Diagnostic Centre            | 1                 |
| Government Dispensary                   | 1                 |
| Public Health Laboratory                | 1                 |
| Specialty Hospital                      | 1                 |
| Specialty Hospital - Mental Health      | 1                 |
| Specialty Hospital - Pulmonary Medicine | 1                 |
| Specialty Hospital - Women Children     | 1                 |
| Total                                   | 106               |

2. eHealth - District Ranking Matrix Based on Performance of all Institutions (except Medical Colleges)

The ranking matrix showcase the district performance in providing eHealth services through all institutions (except Medical Colleges) based on six different parameters. These parameters include whether the reception module is started or not, UHID Visits, Doctor Consultation, Pharmacy Prescriptions by doctors, Percentage of lab orders through doctors and number of Live Institutions. Based on the ranking, the districts are classified into three broad categories, the best performing districts, the average performing districts and the low performing districts.

The best performing districts should strive to continue to remain in the same position, whereas the average performing as well as the low performing districts should strive to reach to the 'top four' league.

The ranking matrix for the current month February '24 along with previous two months are as given in the table .

| District           | December | January | February |
|--------------------|----------|---------|----------|
| WAYANAD            | 1        | 1       | 1        |
| IDUKKI             | 3        | 2       | 2        |
| PALAKKAD           | 3        | 2       | 2        |
| PATHANAMTHITTA     | 2        | 3       | 3        |
| MALAPPURAM         | 4        | 3       | 4        |
| THIRUVANANTHAPURAM | 6        | 4       | 4        |
| THRISSUR           | 5        | 4       | 4        |
| KOLLAM             | 6        | 5       | 5        |
| KOZHIKODE          | 6        | 5       | 5        |
| ALAPPUZHA          | 6        | 6       | 6        |
| KOTTAYAM           | 5        | 6       | 6        |
| KANNUR             | 5        | 5       | 7        |
| KASARAGOD          | 6        | 5       | 8        |
| ERNAKULAM          | 7        | 7       | 9        |

- Best performing
- Average performing
- Low performing

## 3. eHealth - Institution Level Ranking (except Medical Colleges)

| Hospital                                    | Rank |
|---------------------------------------------|------|
| Family Health Centre Anakudy                | 1    |
| Family Health Centre Kottukal               | 1    |
| Family Health Centre Veeranakavu            | 1    |
| Family Health Centre Amachal New            | 2    |
| Family Health Centre Kallikkad New          | 2    |
| Family Health Centre Kollayil               | 2    |
| Family Health Centre Kuttichal              | 2    |
| Family Health Centre Maranalloor            | 2    |
| Family Health Centre Poozhanad              | 2    |
| Family Health Centre Pulimath               | 2    |
| Family Health Centre Anad                   | 3    |
| Family Health Centre Aruvikkara             | 3    |
| Family Health Centre Chenkal                | 3    |
| Family Health Centre Edava                  | 3    |
| Family Health Centre Mukkola                | 3    |
| Family Health Centre Panavoor               | 3    |
| Primary Health Centre Kalliyoor             | 3    |
| Primary Health Centre Vellayani             | 3    |
| Community Health Centre Pallickal           | 4    |
| Community Health Centre Venpakal            | 4    |
| Family Health Centre Balaramapuram          | 4    |
| Family Health Centre Jagathy                | 4    |
| Family Health Centre Kadakampally           | 4    |
| Family Health Centre Parasuvaikkal Parasala | 4    |
| Family Health Centre Perumpazhuthoor        | 4    |
| Family Health Centre Pozhiyoor              | 4    |
| Family Health Centre Pullampara             | 4    |
| Family Health Centre Vamanapuram            | 4    |
| Urban Primary Health Centre Mambazhakkara   | 4    |
| Community Health Centre Andoorkonam         | 5    |
| Family Health Centre Cherunniyoor           | 5    |
| Family Health Centre Karavaram              | 5    |
| Family Health Centre Kunnathukal            | 5    |
| Family Health Centre Manickal               | 5    |
| Family Health Centre Paraniyam              | 5    |
| Family Health Centre Thonnakkal             | 5    |
| Family Health Centre Vembayam               | 5    |

| Hospital                                     | Rank |
|----------------------------------------------|------|
| Mental Health Centre Peroorkada              | 16   |
| Family Health Centre Thonipara               | 15   |
| Community Health Centre Vellanad             | 14   |
| Community Health Centre Kanyakulangara       | 13   |
| Community Health Centre Puthenthope          | 13   |
| Community Health Centre Vellarada            | 13   |
| District Hospital Nedumangad                 | 13   |
| District Model Hospital Peroorkada           | 13   |
| General Hospital Thiruvananthapuram          | 13   |
| Integrated Family Health Centre Pangappara   | 13   |
| Primary Health Centre Bharathannoor          | 13   |
| Taluk Headquarters Hospital Chirayinkeezh    | 13   |
| Taluk Headquarters Hospital Varkala          | 13   |
| Taluk Hospital Fort Thiruvananthapuram       | 13   |
| Urban Health Centre Mannanthala              | 13   |
| Women And Children Hospital Thycaud          | 13   |
| Community Health Centre Kallara              | 12   |
| Community Health Centre Poovar               | 12   |
| District Tb Centre Thiruvananthapuram        | 12   |
| General Hospital Neyyattinkara               | 12   |
| Taluk Hospital Vithura                       | 12   |
| Community Health Centre Anchuthengu          | 11   |
| Community Health Centre Vilappil             | 11   |
| Family Health Centre Puthukurichy            | 11   |
| Chest Diseases Hospital Pulayanarkottah      | 10   |
| Community Health Centre Iranimuttom          | 10   |
| Community Health Centre Manamboor            | 10   |
| Family Health Centre Chemmaruthy             | 10   |
| Family Health Centre Keezhattingal           | 10   |
| Family Health Centre Madavoor                | 10   |
| Family Health Centre Poonthura               | 10   |
| Secretariat Health Centre Thiruvananthapuram | 10   |
| Taluk Hospital Nemom                         | 10   |
| Urban Primary Health Centre Vattiyoorkavu    | 10   |
| Family Health Centre Vettoor                 | 9    |
| Primary Health Centre Azhoor                 | 9    |
| Community Health Centre Aryanad              | 8    |

3.1 eHealth Performance - Reception Module

Reception Module is considered to be functional in an institution only if the number of total visits for the month is of minimum 500.

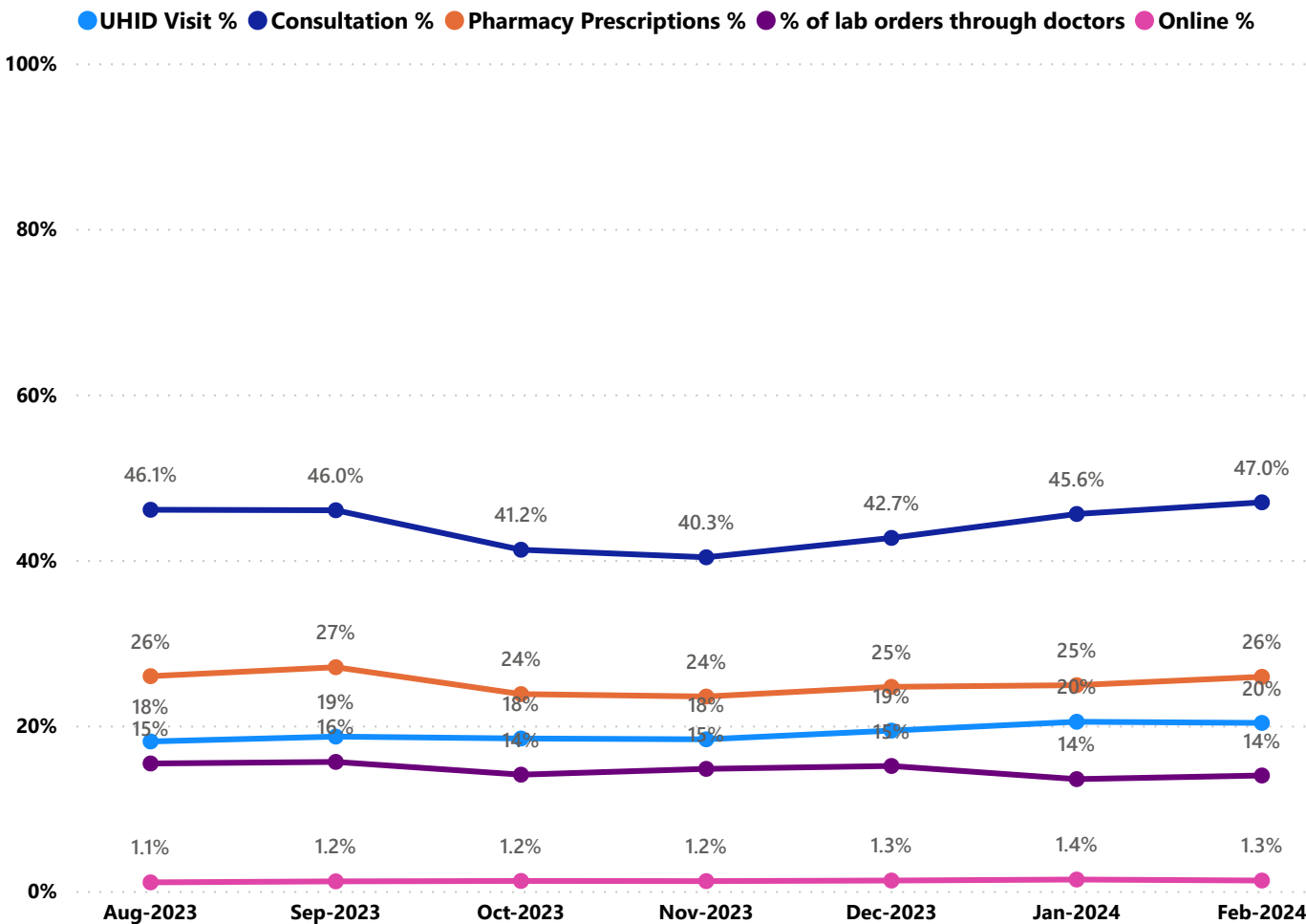
| District           | Institution Count | Institutions with Reception | % of institutions with Reception |
|--------------------|-------------------|-----------------------------|----------------------------------|
| IDUKKI             | 20                | 20                          | 100.00%                          |
| PATHANAMTHITTA     | 19                | 19                          | 100.00%                          |
| WAYANAD            | 17                | 17                          | 100.00%                          |
| PALAKKAD           | 44                | 42                          | 95.45%                           |
| THIRUVANANTHAPURAM | 100               | 93                          | 93.00%                           |
| MALAPPURAM         | 53                | 49                          | 92.45%                           |
| KASARAGOD          | 23                | 19                          | 82.61%                           |
| THRISSUR           | 69                | 57                          | 82.61%                           |
| KOZHIKODE          | 55                | 45                          | 81.82%                           |
| KANNUR             | 40                | 31                          | 77.50%                           |
| KOTTAYAM           | 31                | 23                          | 74.19%                           |
| ERNAKULAM          | 53                | 39                          | 73.58%                           |
| KOLLAM             | 30                | 22                          | 73.33%                           |
| ALAPPUZHA          | 31                | 22                          | 70.97%                           |

| Hospital Name                     |
|-----------------------------------|
| URBAN HEALTH CENTRE MANNANTHALA   |
| MENTAL HEALTH CENTRE PEROORKADA   |
| FAMILY HEALTH CENTRE VELI         |
| FAMILY HEALTH CENTRE UZHAMALAKKAL |
| FAMILY HEALTH CENTRE THONIPARA    |
| FAMILY HEALTH CENTRE PERUMATHURA  |
| COMMUNITY HEALTH CENTRE VELLANAD  |

Institutions where the reception module is either not started or not using



3.2 e-Health Performance Trend



- UHID Visit % is calculated as (UHID Visits / Total Visit ) \*100
- Consultation % is calculated as (Doctor Consultation / OP Visits ) \*100
- Pharmacy % is calculated as (Pharmacy Prescriptions/ Total OP Visits ) \*100
- Lab % is calculated as ( Lab orders given by doctors/Total Lab Orders ) \*100
- Online % is calculated as ( Online appointments via web portal/Total OP Visits ) \*100

## 3.3 e-Health Performance Indicators

Institutions with atleast 100 UHID visits are listed here.

| Hospital                                    | UHID Visit % | Consultation % | Pharmacy Prescriptions % | % of Lab Orders given by Doctors |
|---------------------------------------------|--------------|----------------|--------------------------|----------------------------------|
| Family Health Centre Anakudy                | 95.33%       | 95.19%         | 85.13%                   | 35.30%                           |
| Family Health Centre Veeranakavu            | 71.73%       | 95.09%         | 95.62%                   | 48.72%                           |
| Family Health Centre Kottukal               | 71.32%       | 99.27%         | 88.23%                   | 50.38%                           |
| Urban Health Centre Mannanthala             | 69.00%       | 89.16%         | 79.92%                   | 100.00%                          |
| Family Health Centre Pullampara             | 68.65%       | 79.95%         | 44.56%                   | 22.15%                           |
| Family Health Centre Parasuvaikkal Parasala | 62.89%       | 99.95%         | 94.62%                   |                                  |
| Family Health Centre Peringammala           | 61.41%       | 41.01%         | 4.95%                    | 5.42%                            |
| Family Health Centre Pulimath               | 58.70%       | 94.86%         | 91.71%                   | 34.59%                           |
| Family Health Centre Karavaram              | 58.64%       | 69.63%         | 61.96%                   | 12.52%                           |
| Family Health Centre Maranalloor            | 54.96%       | 99.29%         | 82.54%                   | 24.05%                           |
| Family Health Centre Perumpazhuthoor        | 54.74%       | 82.87%         | 70.15%                   | 58.11%                           |
| Family Health Centre Kallikkad New          | 54.38%       | 99.71%         | 90.09%                   | 52.45%                           |
| Family Health Centre Poozhanad              | 53.67%       | 99.73%         | 87.86%                   | 75.80%                           |
| Family Health Centre Thonipara              | 52.91%       | 47.09%         | 22.82%                   | 0.00%                            |
| Community Health Centre Aryanad             | 51.62%       | 44.79%         | 16.84%                   | 30.47%                           |
| Family Health Centre Malayadi               | 50.56%       | 94.80%         | 77.41%                   |                                  |
| Family Health Centre Amachal New            | 49.89%       | 99.98%         | 80.67%                   | 60.89%                           |
| Community Health Centre Pallickal           | 49.87%       | 80.99%         | 60.03%                   | 33.02%                           |
| Family Health Centre Kollayil               | 46.76%       | 96.88%         | 86.98%                   | 23.27%                           |
| Community Health Centre Venpakal            | 45.66%       | 87.07%         | 70.44%                   | 49.02%                           |
| Family Health Centre Tholicode              | 45.39%       | 78.53%         | 28.88%                   | 31.31%                           |
| Family Health Centre Aruvikkara             | 43.14%       | 99.16%         | 63.46%                   | 61.59%                           |
| Urban Primary Health Centre Chalai          | 42.37%       | 95.19%         | 30.91%                   | 100.00%                          |
| Community Health Centre Vilappil            | 42.16%       | 19.64%         | 2.23%                    | 0.00%                            |
| Primary Health Centre Kalliyoor             | 41.66%       | 94.53%         | 73.48%                   | 65.12%                           |
| Family Health Centre Kuttichal              | 41.11%       | 97.39%         | 81.98%                   | 55.09%                           |
| Family Health Centre Kilimanoor             | 39.57%       | 80.02%         | 63.00%                   | 0.00%                            |
| Family Health Centre Anad                   | 38.71%       | 93.24%         | 84.00%                   | 93.83%                           |
| Family Health Centre Pallichal              | 38.70%       | 58.94%         | 49.84%                   | 36.15%                           |
| Family Health Centre Edava                  | 38.58%       | 92.46%         | 88.08%                   | 30.88%                           |
| Family Health Centre Panavoor               | 36.64%       | 93.49%         | 87.30%                   | 50.00%                           |
| Family Health Centre Karode                 | 36.61%       | 99.02%         | 73.34%                   | 0.00%                            |
| Family Health Centre Vamanapuram            | 36.16%       | 95.76%         | 61.93%                   | 74.79%                           |
| Family Health Centre Amboori                | 35.72%       | 69.93%         | 56.07%                   | 11.97%                           |
| Family Health Centre Vettoor                | 34.92%       | 40.20%         | 15.10%                   | 72.50%                           |
| Family Health Centre Balaramapuram          | 32.61%       | 98.86%         | 71.95%                   | 34.54%                           |
| Family Health Centre Mukkola                | 32.37%       | 98.60%         | 85.69%                   | 67.06%                           |
| Family Health Centre Paraniyam              | 31.55%       | 99.47%         | 58.04%                   | 87.08%                           |
| Primary Health Centre Vellayani             | 31.12%       | 100.00%        | 91.87%                   | 68.31%                           |
| Family Health Centre Mudakkal               | 30.33%       | 85.94%         | 0.00%                    | 25.47%                           |
| Family Health Centre Chemmaruthy            | 28.29%       | 67.09%         | 49.73%                   | 0.60%                            |
| Family Health Centre Keezhattingal          | 28.08%       | 71.81%         | 48.79%                   | 0.00%                            |

## 3.3 e-Health Performance Indicators

Institutions with atleast 100 UHID visits are listed here.

| Hospital                                     | UHID Visit % | Consultation % | Pharmacy Prescriptions % | % of Lab Orders given by Doctors |
|----------------------------------------------|--------------|----------------|--------------------------|----------------------------------|
| Community Health Centre Perumkadavila        | 2.04%        | 96.62%         | 24.30%                   | 8.41%                            |
| Taluk Headquarters Hospital Chirayinkeezh    | 2.57%        | 3.20%          | 0.00%                    | 0.00%                            |
| District Hospital Nedumangad                 | 2.75%        | 4.04%          | 0.00%                    | 0.02%                            |
| Taluk Hospital Fort Thiruvananthapuram       | 2.84%        | 0.94%          | 0.00%                    |                                  |
| Coastal Speciality Hospital Valiyathura      | 3.10%        | 93.32%         | 36.26%                   | 100.00%                          |
| Urban Primary Health Centre Thrikkannapuram  | 3.81%        | 73.24%         | 53.98%                   | 100.00%                          |
| Community Health Centre Vellarada            | 4.45%        | 46.07%         | 0.00%                    | 0.06%                            |
| Primary Health Centre Bharathannoor          | 4.47%        | 0.00%          | 0.00%                    |                                  |
| Taluk Hospital Nemom                         | 4.69%        | 29.97%         | 20.67%                   | 6.14%                            |
| Community Health Centre Puthenthope          | 5.78%        | 45.00%         | 8.77%                    | 0.58%                            |
| Family Health Centre Jagathy                 | 5.85%        | 90.35%         | 81.28%                   | 68.58%                           |
| Family Health Centre Thonnakkal              | 6.22%        | 91.54%         | 76.36%                   | 31.40%                           |
| Community Health Centre Anchuthengu          | 6.48%        | 23.90%         | 2.94%                    | 5.73%                            |
| Community Health Centre Iranimuttom          | 6.57%        | 96.04%         | 34.54%                   | 0.77%                            |
| Family Health Centre Vembayam                | 7.19%        | 97.92%         | 60.12%                   | 36.76%                           |
| Taluk Headquarters Hospital Varkala          | 7.87%        | 17.89%         | 0.00%                    | 0.03%                            |
| Women And Children Hospital Thycaud          | 8.56%        | 17.62%         | 0.00%                    | 1.31%                            |
| Family Health Centre Madavoor                | 10.79%       | 36.04%         | 21.21%                   | 100.00%                          |
| Family Health Centre Vattiyoorkavu           | 10.99%       | 62.11%         | 64.00%                   | 66.52%                           |
| Primary Health Centre Azhoor                 | 11.25%       | 48.98%         | 47.90%                   | 81.65%                           |
| Family Health Centre Kadakampally            | 11.68%       | 99.45%         | 86.53%                   | 43.68%                           |
| Chest Diseases Hospital Pulayanarkottah      | 11.94%       | 48.51%         | 12.60%                   | 8.30%                            |
| District Model Hospital Peroorkada           | 12.85%       | 27.16%         | 7.52%                    | 1.78%                            |
| Community Health Centre Kanyakulangara       | 13.34%       | 11.08%         | 9.40%                    | 1.06%                            |
| Family Health Centre Manickal                | 13.35%       | 96.09%         | 67.61%                   | 56.40%                           |
| General Hospital Thiruvananthapuram          | 14.54%       | 9.42%          | 1.27%                    | 0.69%                            |
| Family Health Centre Kulathoor               | 14.71%       | 76.79%         | 50.63%                   | 56.22%                           |
| Community Health Centre Kesavapuram          | 16.66%       | 85.77%         | 24.44%                   | 16.17%                           |
| Integrated Family Health Centre Pangappara   | 18.04%       | 1.01%          | 0.00%                    | 0.00%                            |
| Family Health Centre Pozhiyoor               | 18.43%       | 99.40%         | 88.51%                   | 67.53%                           |
| Secretariat Health Centre Thiruvananthapuram | 19.38%       | 12.85%         | 10.38%                   | 100.00%                          |
| Family Health Centre Chenkal                 | 20.21%       | 99.35%         | 84.33%                   | 41.85%                           |
| Community Health Centre Andoorkonam          | 20.44%       | 93.47%         | 56.29%                   | 57.50%                           |
| Family Health Centre Karakulam               | 20.52%       | 88.39%         | 18.00%                   | 93.56%                           |
| Family Health Centre Mangalapuram            | 20.64%       | 56.17%         | 32.32%                   | 27.84%                           |
| Family Health Centre Cherunniyoor            | 21.51%       | 81.36%         | 66.89%                   | 100.00%                          |
| Family Health Centre Kattakada               | 22.12%       | 50.30%         | 36.48%                   | 17.97%                           |
| Urban Primary Health Centre Muttada          | 23.28%       | 86.39%         | 53.95%                   | 55.16%                           |
| Community Health Centre Palode               | 24.42%       | 69.73%         | 19.67%                   | 100.00%                          |
| Taluk Hospital Vithura                       | 24.45%       | 26.22%         | 5.19%                    | 0.52%                            |
| Community Health Centre Poovar               | 25.40%       | 22.41%         | 0.91%                    | 0.07%                            |

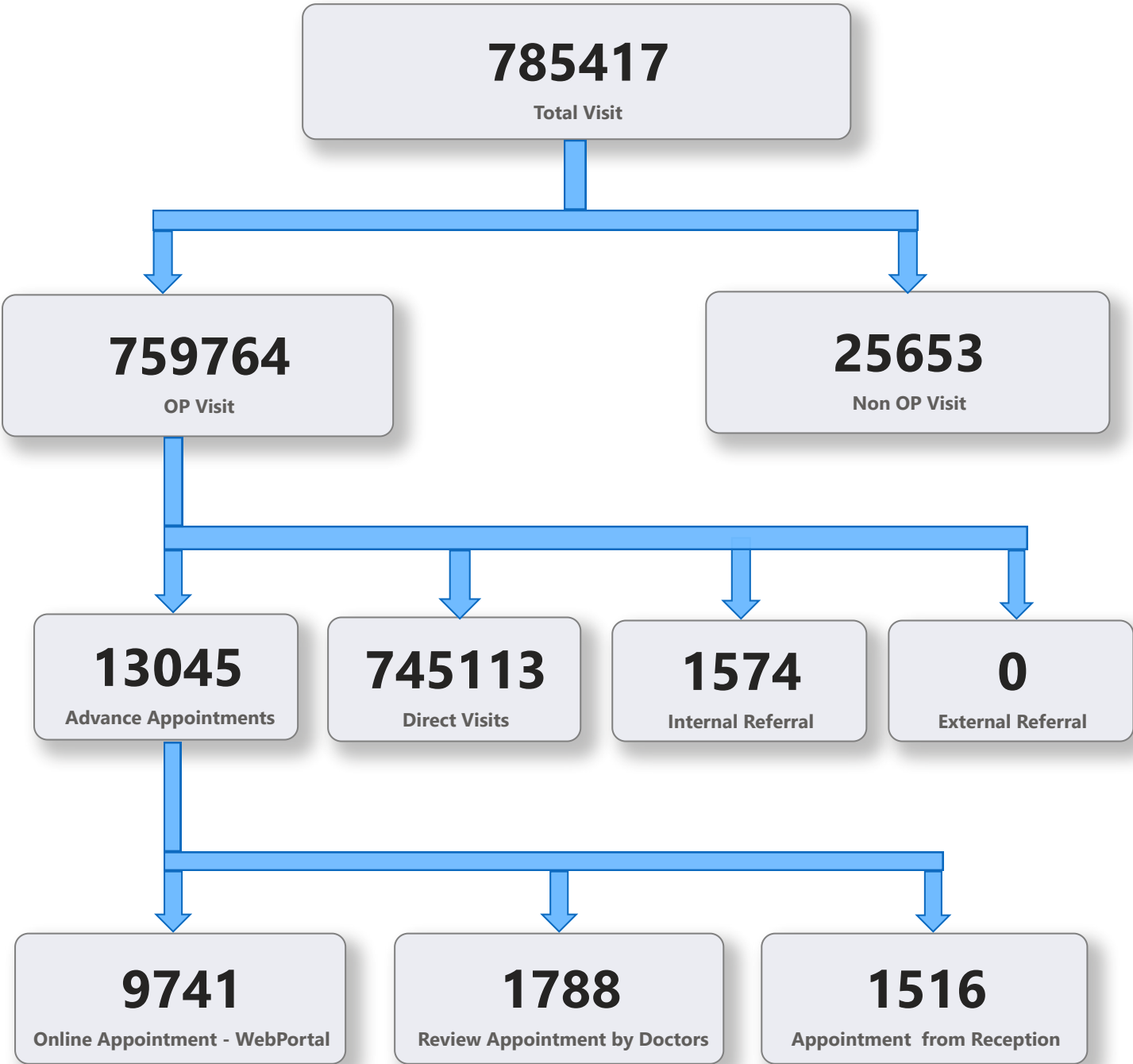
4. Status of Modules Usage in Hospitals

District wise status of live institutions and the count of various modules [Reception, OP Consultation, Lab, Pharmacy] started / functional.

| District Name      | Live Institutions | Reception   | Consultation | Lab         | Pharmacy   |
|--------------------|-------------------|-------------|--------------|-------------|------------|
| THIRUVANANTHAPURAM | 102               | 95 (93.1%)  | 87 (85.3%)   | 78 (76.5%)  | 73 (71.6%) |
| THRISSUR           | 69                | 57 (82.6%)  | 56 (81.2%)   | 52 (75.4%)  | 52 (75.4%) |
| KOZHIKODE          | 55                | 45 (81.8%)  | 33 (60.%)    | 36 (65.5%)  | 33 (60.%)  |
| MALAPPURAM         | 54                | 49 (90.7%)  | 47 (87.%)    | 39 (72.2%)  | 40 (74.1%) |
| ERNAKULAM          | 53                | 39 (73.6%)  | 26 (49.1%)   | 20 (37.7%)  | 16 (30.2%) |
| PALAKKAD           | 44                | 43 (97.7%)  | 38 (86.4%)   | 33 (75.%)   | 32 (72.7%) |
| KANNUR             | 40                | 31 (77.5%)  | 28 (70.%)    | 25 (62.5%)  | 24 (60.%)  |
| ALAPPUZHA          | 31                | 22 (71.%)   | 20 (64.5%)   | 19 (61.3%)  | 20 (64.5%) |
| KOTTAYAM           | 31                | 23 (74.2%)  | 21 (67.7%)   | 16 (51.6%)  | 21 (67.7%) |
| KOLLAM             | 30                | 22 (73.3%)  | 22 (73.3%)   | 22 (73.3%)  | 22 (73.3%) |
| KASARAGOD          | 23                | 20 (87.%)   | 16 (69.6%)   | 14 (60.9%)  | 16 (69.6%) |
| IDUKKI             | 20                | 20 (100.%)  | 19 (95.%)    | 15 (75.%)   | 19 (95.%)  |
| PATHANAMTHITTA     | 19                | 19 (100.%)  | 16 (84.2%)   | 13 (68.4%)  | 15 (78.9%) |
| WAYANAD            | 17                | 17 (100.%)  | 17 (100.%)   | 16 (94.1%)  | 17 (100.%) |
| Total              | 588               | 502 (85.4%) | 446 (75.9%)  | 398 (67.7%) | 400 (68.%) |

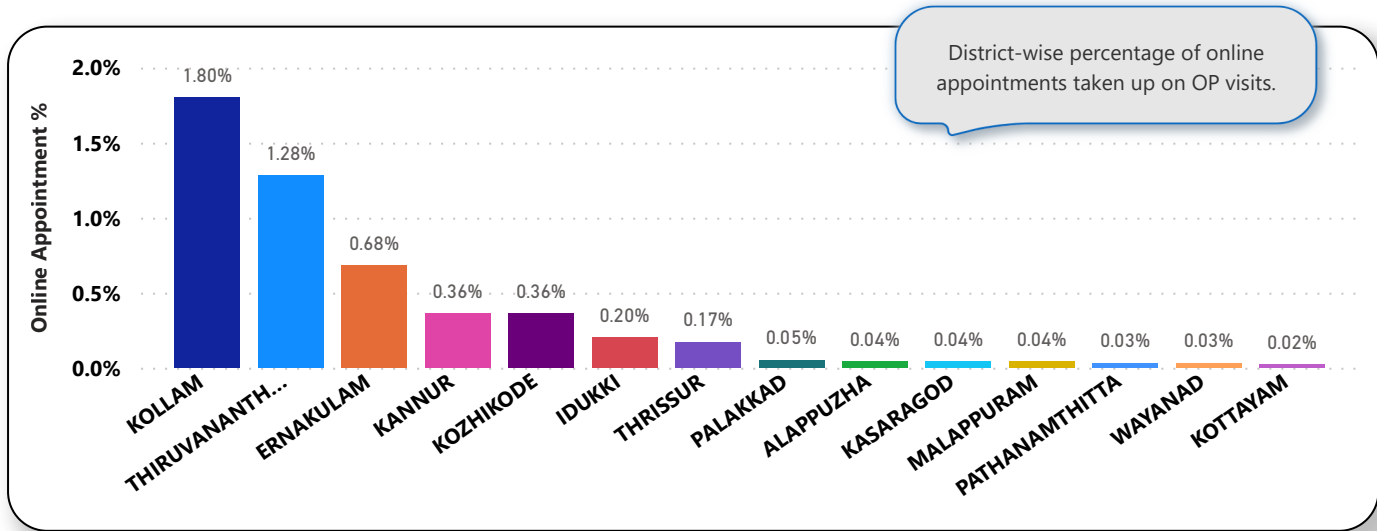
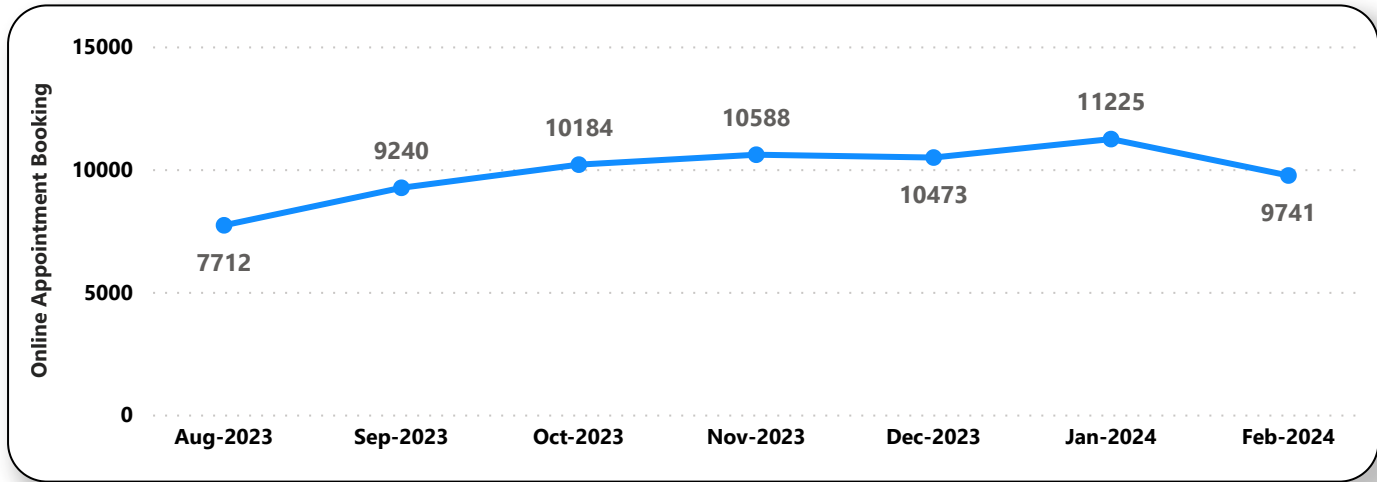
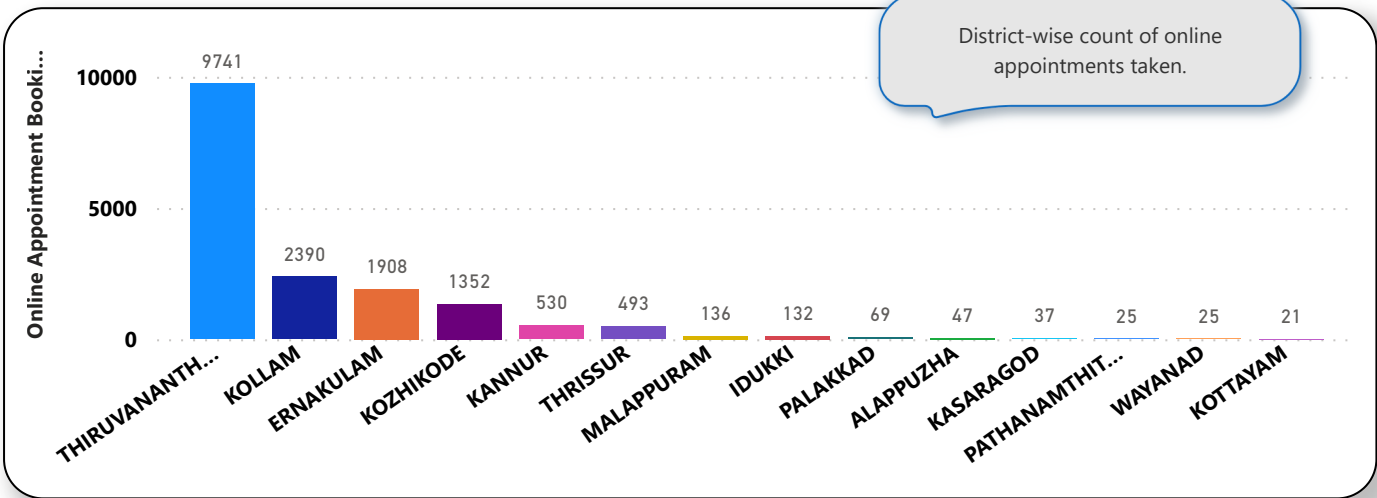


5. Appointment Booking in Hospitals (except Medical Colleges)

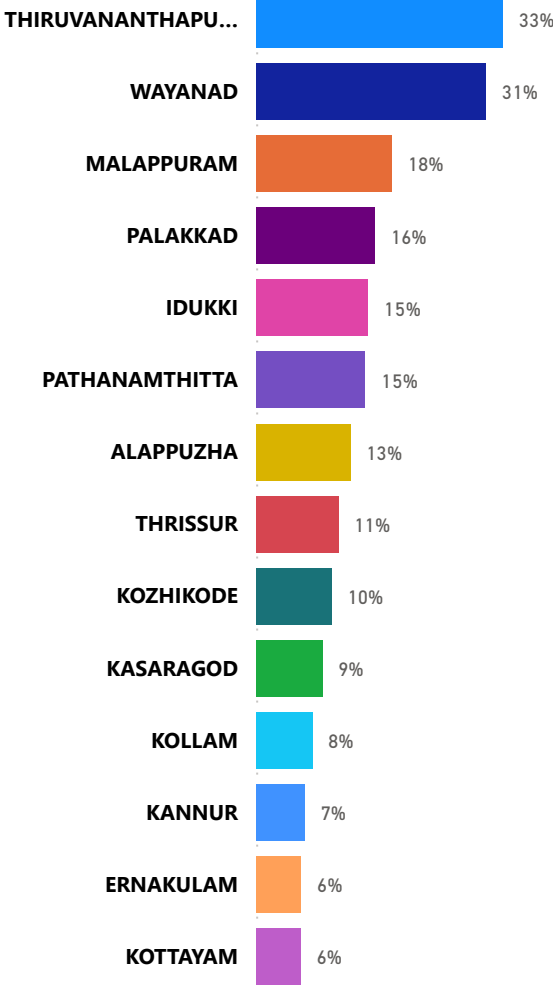




5. 1 Online Appointment Booking in Hospitals (except Medical Colleges)



6. eHealth Performance - Reach



Reach indicates the percentage of population availing services through eHealth. The formula used to calculate is (Number of UHID registered / Population) \* 100 %.