

1. eHealth Kerala - Vital Statistics

Hospital Type	Live Institutions
Family Health Centre	37
Urban Primary Health Centre	8
Taluk Headquarters Hospital	3
District Hospital	1
General Hospital	1
Medical College Hospital	1
Specialty Hospital	1
Specialty Hospital - Women Children	1
Taluk Hospital	1
Total	54

2. eHealth - District Ranking Matrix Based on Performance of all Institutions (except Medical Colleges)

The ranking matrix showcase the district performance in providing eHealth services through all institutions (except Medical Colleges) based on six different parameters. These parameters include whether the reception module is started or not, UHID Visits, Doctor Consultation, Pharmacy Prescriptions by doctors, Percentage of lab orders through doctors and number of Live Institutions. Based on the ranking, the districts are classified into three broad categories, the best performing districts, the average performing districts and the low performing districts.

The best performing districts should strive to continue to remain in the same position, whereas the average performing as well as the low performing districts should strive to reach to the 'top four' league.

The ranking matrix for the current month January '24 along with previous two months are as given in the table .

District	November	December	January
WAYANAD	1	1	1
IDUKKI	3	3	2
PALAKKAD	3	3	2
MALAPPURAM	4	4	3
PATHANAMTHITTA	2	2	3
THIRUVANANTHAPURAM	6	6	4
THRISSUR	5	5	4
KANNUR	6	5	5
KASARAGOD	7	6	5
KOLLAM	6	6	5
KOZHIKODE	6	6	5
ALAPPUZHA	6	6	6
KOTTAYAM	5	5	6
ERNAKULAM	8	7	7

- Best performing
- Average performing
- Low performing

3. eHealth - Institution Level Ranking (except Medical Colleges)

Hospital	Rank
Family Health Centre Munambam	1
Fhc Kadavoor	1
Family Health Centre Erorr	2
Family Health Centre Mazhuvannoor	3
Family Health Centre Mulavukad	3
Family Health Centre Karumallor	4
Family Health Centre Kottappady	5
Family Health Centre Maneed	6
Family Health Centre Okkal	6
Family Health Centre Parakadavu	6
Family Health Centre Thirumarady	6
Family Health Centre Vazhakulam	6
Urban Primary Health Centre Thrikkakara	6
Family Health Centre Chowara	7
Family Health Centre Kakkanad	7
Family Health Centre Koonammavu	7
Family Health Centre Neriyamangalam	7
Urban Primary Health Centre Tripunithura	7
Family Health Centre Kodanadu	8
Taluk Headquarters Hospital Kothamangalam	8
Urban Primary Health Centre Kalamassery	8
Urban Primary Health Centre Moolamkuzhy	8
District Hospital Aluva	9
Family Health Centre Edappally	9
Family Health Centre Punnekkad	9
Family Health Centre Rayamangalam	9
Family Health Centre Chittattukara	10
Family Health Centre Cheruvattoor	11
Urban Primary Health Centre Kadavanthra	11

Hospital	Rank
Family Health Centre Alangad	14
Taluk Hospital Palluruthy	14
Family Health Centre Cheranelloore	13
Family Health Centre Nayarambalm	13
Family Health Centre Palakuzha	13
Family Health Centre Ayyampuzha	12
Family Health Centre Edavanakkad	12
Family Health Centre Gothuruth	12
Family Health Centre Kuttampuzha	12
Family Health Centre Manjapra	12
Family Health Centre Thiruvaniyoor	12
General Hospital Ernakulam	12
Taluk Headquarters Hospital Fort Kochi	12
Taluk Headquarters Hospital Thripunithura	12
Urban Primary Health Centre Edakochi	12
Urban Primary Health Centre Mangattumukku	12
Women And Children Hospital Mattancherry	12
Family Health Centre Cheruvattoor	11
Urban Primary Health Centre Kadavanthra	11
Family Health Centre Chittattukara	10
District Hospital Aluva	9
Family Health Centre Edappally	9
Family Health Centre Punnekkad	9
Family Health Centre Rayamangalam	9
Family Health Centre Kodanadu	8
Taluk Headquarters Hospital Kothamangalam	8
Urban Primary Health Centre Kalamassery	8
Urban Primary Health Centre Moolamkuzhy	8
Family Health Centre Chowara	7

3.1 eHealth Performance - Reception Module

Reception Module is considered to be functional in an institution only if the number of total visits for the month is of minimum 500.

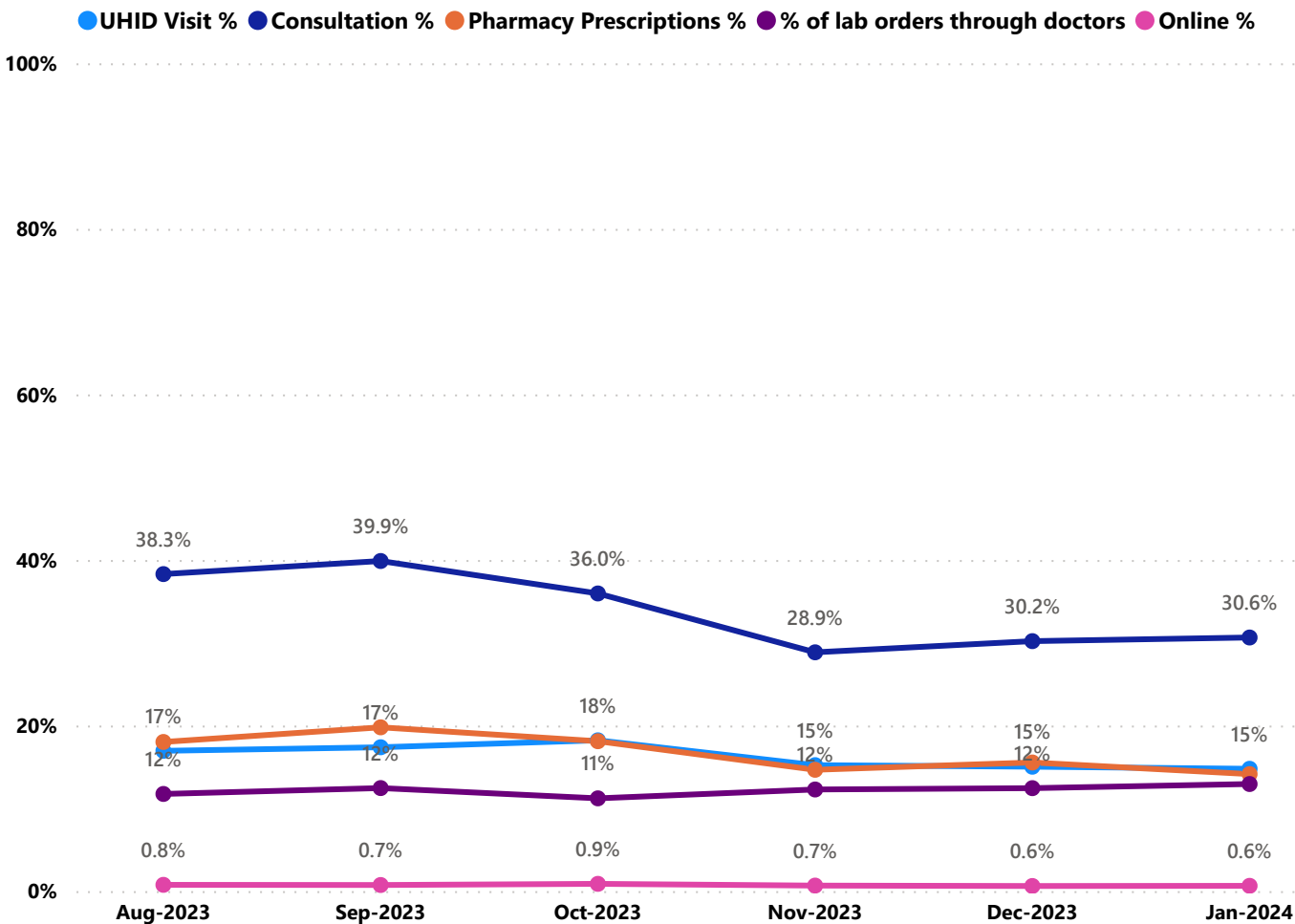
District	Institution Count	Institutions with Reception	% of institutions with Reception
IDUKKI	20	20	100.00%
PATHANAMTHITTA	19	19	100.00%
WAYANAD	17	17	100.00%
PALAKKAD	44	43	97.73%
THIRUVANANTHAPURAM	100	95	95.00%
MALAPPURAM	52	48	92.31%
KOZHIKODE	55	47	85.45%
KASARAGOD	23	19	82.61%
THRISSUR	69	56	81.16%
KANNUR	39	31	79.49%
ALAPPUZHA	31	24	77.42%
ERNAKULAM	53	41	77.36%
KOTTAYAM	31	23	74.19%
KOLLAM	30	22	73.33%

Hospital Name
URBAN PRIMARY HEALTH CENTRE THAMMANAM
TALUK HOSPITAL PALLURUTHY
FAMILY HEALTH CENTRE THURAVOOR
FAMILY HEALTH CENTRE THIRUVANKULAM
FAMILY HEALTH CENTRE PALAKUZHA
FAMILY HEALTH CENTRE PAIPRA
FAMILY HEALTH CENTRE NAYARAMBALM
FAMILY HEALTH CENTRE MANJALLOOR
FAMILY HEALTH CENTRE CHERANELLOORE
FAMILY HEALTH CENTRE CHELLANAM
FAMILY HEALTH CENTRE ALANGAD
COCHIN CANCER RESEARCH CENTER

Institutions where the reception module is either not started or not using



3.2 e-Health Performance Trend



- UHID Visit % is calculated as  $(UHID\ Visits / Total\ Visit) * 100$
- Consultation % is calculated as  $(Doctor\ Consultation / OP\ Visits) * 100$
- Pharmacy % is calculated as  $(Pharmacy\ Prescriptions / Total\ OP\ Visits) * 100$
- Lab % is calculated as  $(Lab\ orders\ given\ by\ doctors / Total\ Lab\ Orders) * 100$
- Online % is calculated as  $(Online\ appointments\ via\ web\ portal / Total\ OP\ Visits) * 100$

3.3 e-Health Performance Indicators

Institutions with atleast 100 UHID visits are listed here.

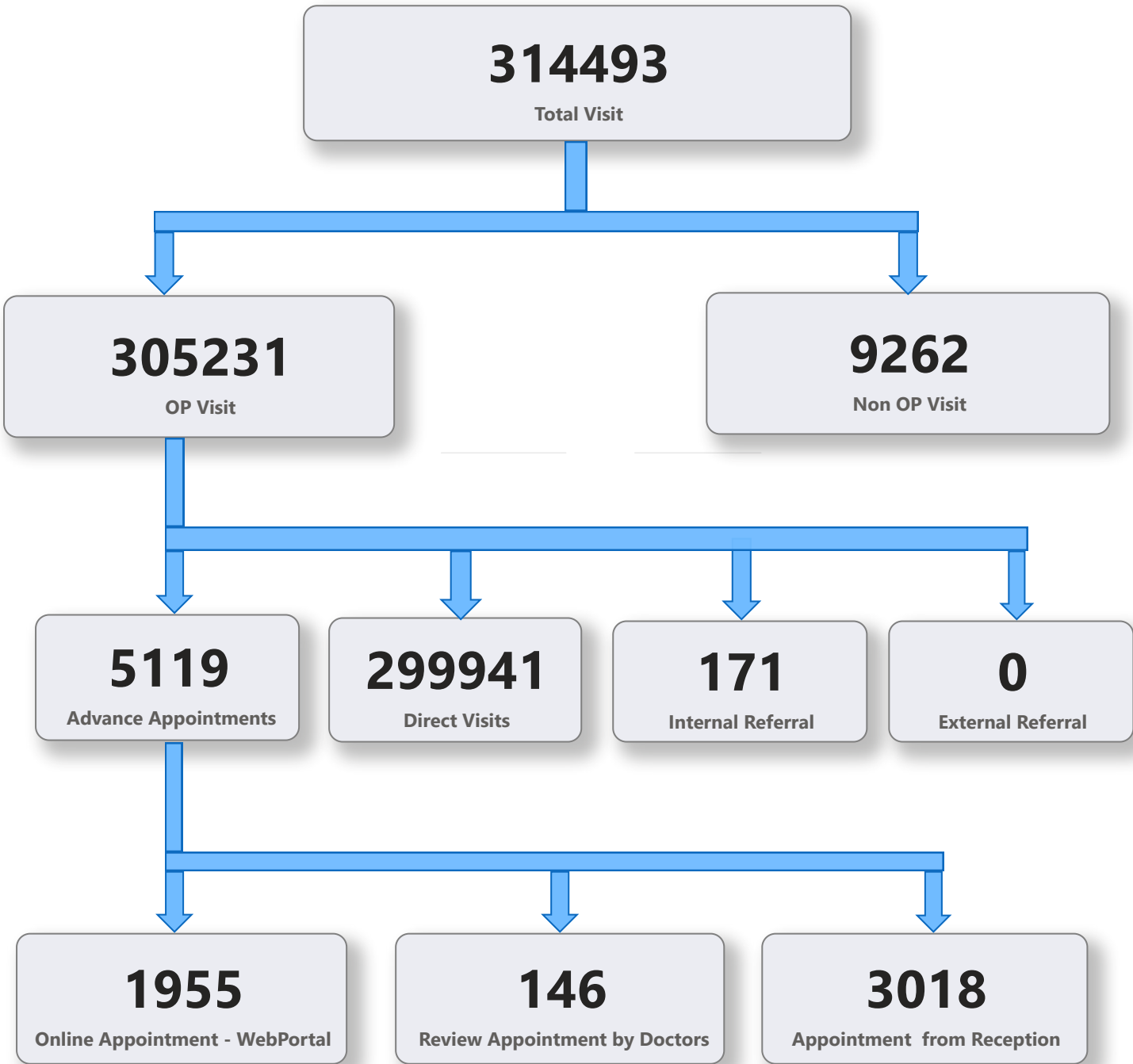
Hospital	UHID Visit %	Consultation %	Pharmacy Prescriptions %	% of Lab Orders given by Doctors
Family Health Centre Munambam	89.14%	96.26%	89.01%	44.92%
Family Health Centre Punnekkad	64.92%	0.00%	0.00%	0.00%
Fhc Kadavoor	64.15%	97.32%	90.45%	58.46%
Family Health Centre Eroor	58.85%	99.15%	87.96%	62.33%
Family Health Centre Maneed	53.02%	43.36%	42.49%	16.01%
Family Health Centre Thirumarady	52.88%	99.44%	48.01%	
Family Health Centre Palakuzha	51.56%	65.71%	0.96%	
Family Health Centre Parakadavu	38.82%	81.46%	0.00%	100.00%
Family Health Centre Neriyamangalam	38.77%	56.17%	3.84%	100.00%
Urban Primary Health Centre Kalamassery	34.31%	34.64%	32.55%	100.00%
Urban Primary Health Centre Kadavanthra	29.46%	8.60%	0.00%	
Family Health Centre Cheruvattoor	27.85%	0.74%	0.00%	
Family Health Centre Chittattukara	24.20%	60.11%	0.00%	1.91%
Urban Primary Health Centre Moolamkuzhy	21.46%	8.14%	6.34%	50.00%
Family Health Centre Mazhuvannoor	21.17%	95.16%	74.69%	100.00%
Family Health Centre Kottappady	19.42%	80.36%	75.01%	26.83%
Urban Primary Health Centre Thrikkakara	17.37%	72.55%	64.48%	79.51%
Family Health Centre Thiruvaniyoor	14.89%	17.96%	0.49%	0.00%
Family Health Centre Vazhakulam	14.37%	75.25%	48.19%	100.00%
Urban Primary Health Centre Tripunithura	13.96%	84.65%	32.51%	100.00%
General Hospital Ernakulam	13.53%	3.32%	0.74%	2.27%
Family Health Centre Rayamangalam	9.97%	13.48%	7.59%	100.00%
Taluk Headquarters Hospital Kothamangalam	9.65%	55.09%	2.12%	86.36%
Urban Primary Health Centre Mangattumukku	8.60%	12.82%	1.13%	
Family Health Centre Manjapra	7.42%	11.38%	0.00%	0.00%
Family Health Centre Edavanakkad	7.33%	0.00%	0.00%	
Family Health Centre Mulavukad	7.02%	97.30%	94.80%	52.38%
Family Health Centre Edappally	4.45%	9.67%	9.37%	34.34%
Taluk Headquarters Hospital Thripunithura	4.40%	0.00%	0.00%	
Family Health Centre Kodanadu	4.04%	67.89%	2.78%	100.00%
Family Health Centre Karumallor	3.68%	93.07%	63.76%	77.85%
Family Health Centre Koonammavu	3.54%	75.26%	10.00%	100.00%
District Hospital Aluva	2.57%	2.91%	0.15%	100.00%
Family Health Centre Kakkanad	1.27%	59.69%	49.57%	51.67%
Taluk Headquarters Hospital Fort Kochi	0.73%	0.00%	0.00%	

4. Status of Modules Usage in Hospitals

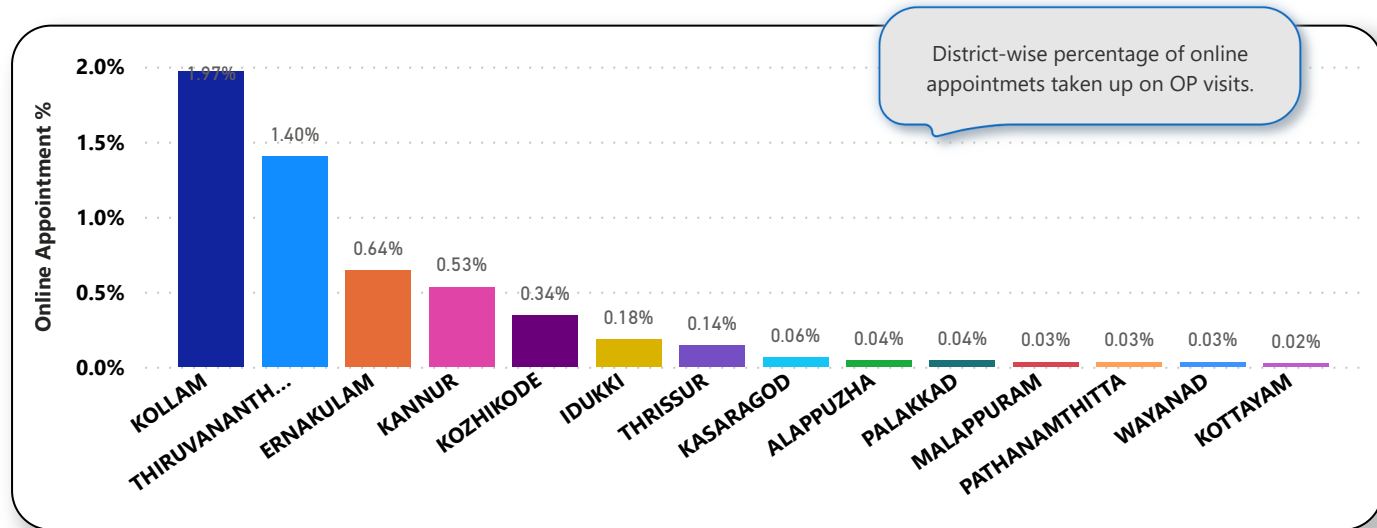
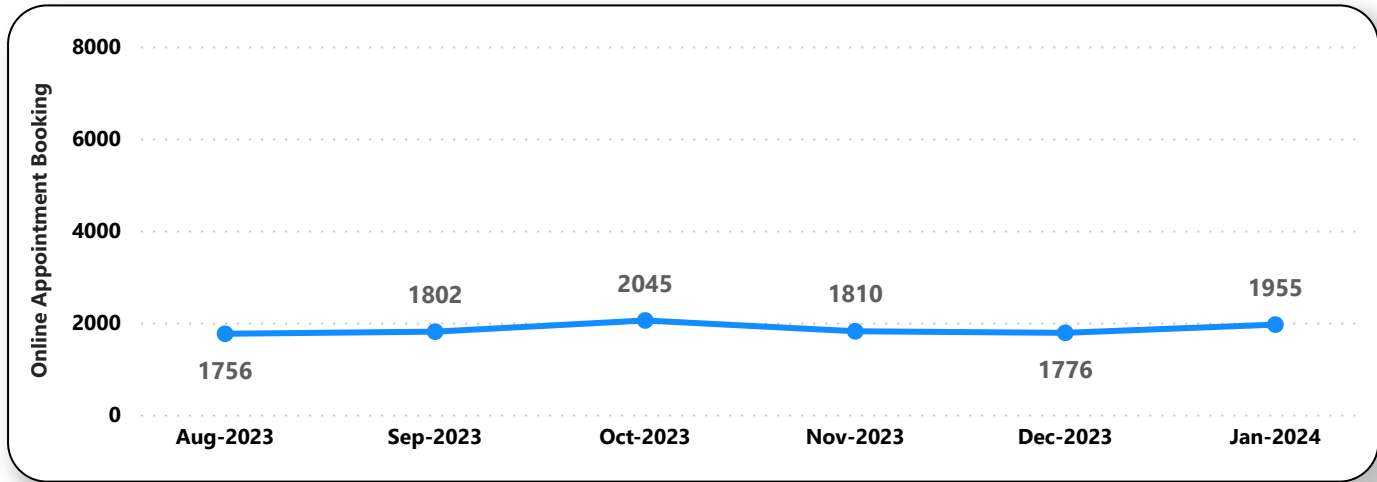
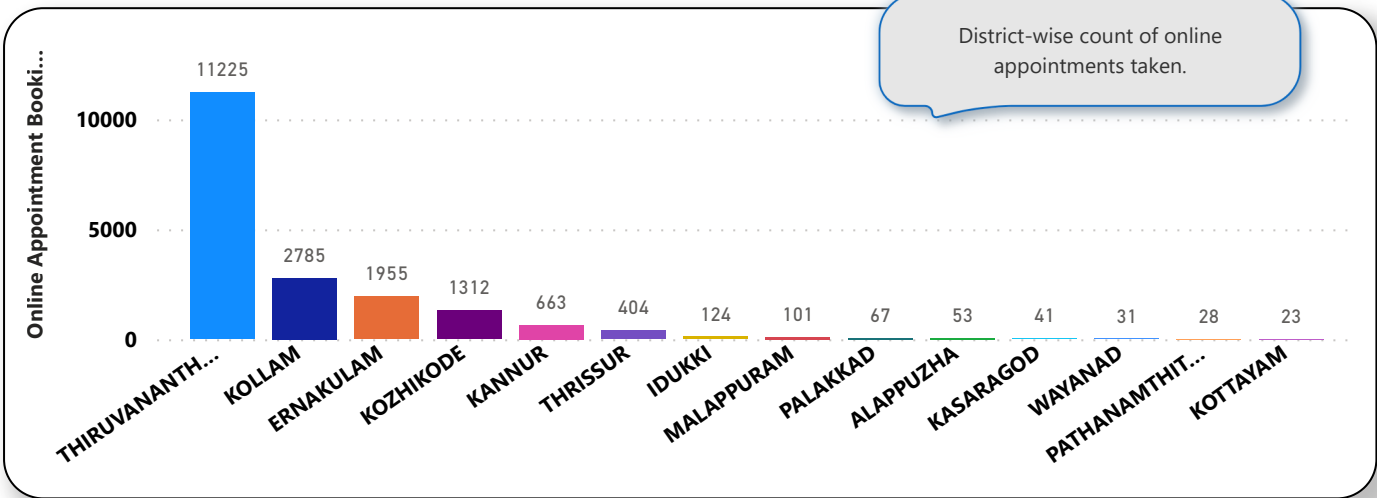
District wise status of live institutions and the count of various modules [Reception, OP Consultation, Lab, Pharmacy] started / functional.

District Name	Live Institutions	Reception	Consultation	Lab	Pharmacy
THIRUVANANTHAPURAM	102	96 (94.1%)	88 (86.3%)	79 (77.5%)	73 (71.6%)
THRISSUR	69	56 (81.2%)	55 (79.7%)	51 (73.9%)	50 (72.5%)
KOZHIKODE	55	47 (85.5%)	34 (61.8%)	38 (69.1%)	34 (61.8%)
ERNAKULAM	53	41 (77.4%)	28 (52.8%)	21 (39.6%)	15 (28.3%)
MALAPPURAM	53	48 (90.6%)	48 (90.6%)	38 (71.7%)	39 (73.6%)
PALAKKAD	44	43 (97.7%)	39 (88.6%)	34 (77.3%)	33 (75.%)
KANNUR	39	31 (79.5%)	29 (74.4%)	21 (53.8%)	25 (64.1%)
ALAPPUZHA	31	24 (77.4%)	21 (67.7%)	21 (67.7%)	21 (67.7%)
KOTTAYAM	31	23 (74.2%)	21 (67.7%)	16 (51.6%)	20 (64.5%)
KOLLAM	30	22 (73.3%)	22 (73.3%)	22 (73.3%)	22 (73.3%)
KASARAGOD	23	19 (82.6%)	15 (65.2%)	14 (60.9%)	15 (65.2%)
IDUKKI	20	20 (100.%)	19 (95.%)	16 (80.%)	18 (90.%)
PATHANAMTHITTA	19	19 (100.%)	16 (84.2%)	12 (63.2%)	15 (78.9%)
WAYANAD	17	17 (100.%)	17 (100.%)	16 (94.1%)	17 (100.%)
Total	586	506 (86.3%)	452 (77.1%)	399 (68.1%)	397 (67.7%)

5. Appointment Booking in Hospitals (except Medical Colleges)

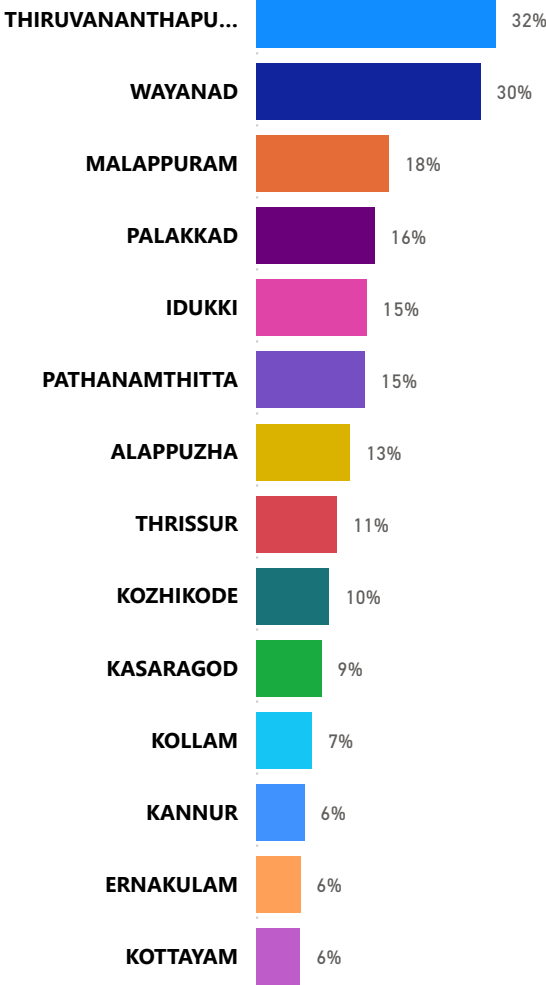


5. 1 Online Appointment Booking in Hospitals (except Medical Colleges)





6. eHealth Performance - Reach



Reach indicates the percentage of population availing services through eHealth. The formula used to calculate is (Number of UHID registered / Population) \* 100 %.