

1. eHealth Kerala - Vital Statistics

Hospital Type	Live Institutions
Family Health Centre	40
Urban Primary Health Centre	5
Taluk Hospital	4
Community Health Centre	3
Medical College Hospital	2
District Hospital	1
General Hospital	1
Taluk Headquarters Hospital	1
Total	57

2. eHealth - District Ranking Matrix Based on Performance of all Institutions (except Medical Colleges)

The ranking matrix showcase the district performance in providing eHealth services through all institutions (except Medical Colleges) based on six different parameters. These parameters include whether the reception module is started or not, UHID Visits, Doctor Consultation, Pharmacy Prescriptions by doctors, Percentage of lab orders through doctors and number of Live Institutions. Based on the ranking, the districts are classified into three broad categories, the best performing districts, the average performing districts and the low performing districts.

The best performing districts should strive to continue to remain in the same position, whereas the average performing as well as the low performing districts should strive to reach to the 'top four' league.

The ranking matrix for the current month January '24 along with previous two months are as given in the table .

District	November	December	January
WAYANAD	1	1	1
IDUKKI	3	3	2
PALAKKAD	3	3	2
MALAPPURAM	4	4	3
PATHANAMTHITTA	2	2	3
THIRUVANANTHAPURAM	6	6	4
THRISSUR	5	5	4
KANNUR	6	5	5
KASARAGOD	7	6	5
KOLLAM	6	6	5
KOZHIKODE	6	6	5
ALAPPUZHA	6	6	6
KOTTAYAM	5	5	6
ERNAKULAM	8	7	7

- Best performing
- Average performing
- Low performing

3. eHealth - Institution Level Ranking (except Medical Colleges)

Hospital	Rank
Family Health Centre Chorode	1
Family Health Centre Madavoor Kozhikode	1
Family Health Centre Moodadi	1
Family Health Centre Naripatta	1
Family Health Centre Thiruvambadi	1
Urban Primary Health Centre Kallunira	1
Community Health Centre Thiruvangoor	2
Family Health Centre Arikkulam	2
Family Health Centre Atholi	2
Family Health Centre Ayanchery	2
Family Health Centre Iringal Kottakkal	2
Family Health Centre Kakkodi	2
Family Health Centre Koodaranji	2
Family Health Centre Kunnamangalam	2
Family Health Centre Nochad	2
Family Health Centre Panangad	2
Family Health Centre Vadakara	2
Urban Family Health Centre Payyanakkal	2
Family Health Centre Azhiyur	3
Family Health Centre Maniyoore	3
Family Health Centre Puduppadi	3
Family Health Centre Puthiyappa	3
Family Health Centre Ramanatukara	3
Urban Family Health Centre Feroke	3
Urban Family Health Centre Kinassery	3
Urban Family Health Centre Payyoli	3
Community Health Centre Mukkam	4

Hospital	Rank
Family Health Centre Chekkiad	11
Family Health Centre Karassery	10
Family Health Centre Kayakkody	9
Family Health Centre Kottur	9
General Hospital Kozhikode	9
Taluk Headquarters Hospital Koyilandy	9
Taluk Hospital Feroke	9
Taluk Hospital Nadapuram	9
Community Health Centre Ulliyeri	8
District Hospital Vadakara	8
Family Health Centre Chengottukavu	8
Family Health Centre Irivallur	8
Family Health Centre Kodyathur	8
Family Health Centre Mangad	8
Family Health Centre Puramery	7
Taluk Hospital Kuttiadi	7
Family Health Centre Beypore	6
Family Health Centre Chaliyam	6
Taluk Hospital Perambra	6
Family Health Centre Maruthonkara	5
Family Health Centre Meppayur	5
Community Health Centre Mukkam	4
Family Health Centre Changaroth	4
Family Health Centre Azhiyur	3
Family Health Centre Maniyoore	3
Family Health Centre Puduppadi	3
Family Health Centre Puthiyappa	3

3.1 eHealth Performance - Reception Module

Reception Module is considered to be functional in an institution only if the number of total visits for the month is of minimum 500.

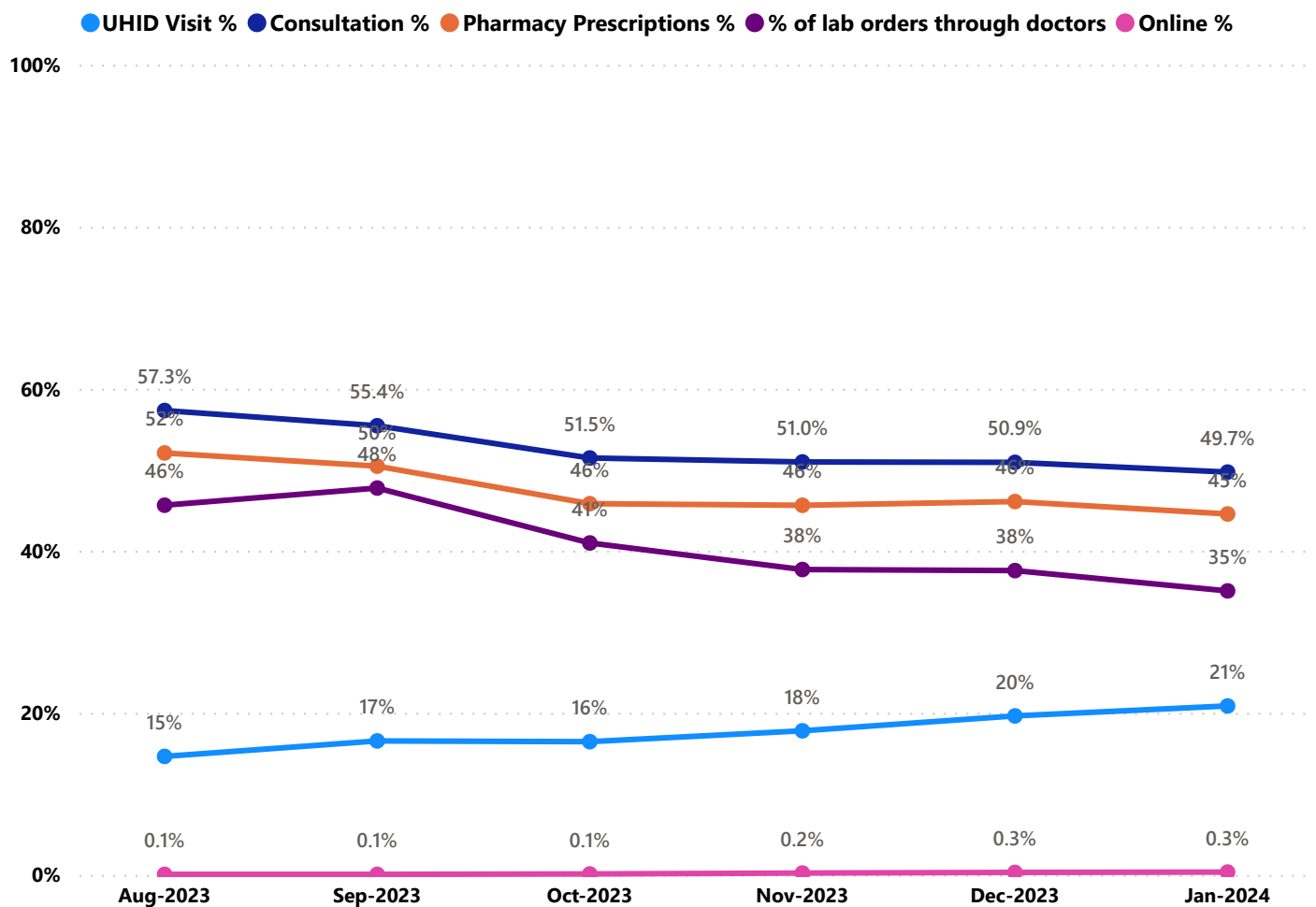
District	Institution Count	Institutions with Reception	% of institutions with Reception
IDUKKI	20	20	100.00%
PATHANAMTHITTA	19	19	100.00%
WAYANAD	17	17	100.00%
PALAKKAD	44	43	97.73%
THIRUVANANTHAPURAM	100	95	95.00%
MALAPPURAM	52	48	92.31%
KOZHIKODE	55	47	85.45%
KASARAGOD	23	19	82.61%
THRISSUR	69	56	81.16%
KANNUR	39	31	79.49%
ALAPPUZHA	31	24	77.42%
ERNAKULAM	53	41	77.36%
KOTTAYAM	31	23	74.19%
KOLLAM	30	22	73.33%

Hospital Name
FAMILY HEALTH CENTRE VANIMEL
FAMILY HEALTH CENTRE PERUVANNAMUZHI
FAMILY HEALTH CENTRE PERUMANNA
FAMILY HEALTH CENTRE KODENCHERY
FAMILY HEALTH CENTRE KAYANNA
FAMILY HEALTH CENTRE KARASSERY
FAMILY HEALTH CENTRE ERAMANGALAM
FAMILY HEALTH CENTRE CHEKKIAD

Institutions where the reception module is either not started or not using



3.2 e-Health Performance Trend



- UHID Visit % is calculated as  $(UHID\ Visits / Total\ Visit) * 100$
- Consultation % is calculated as  $(Doctor\ Consultation / OP\ Visits) * 100$
- Pharmacy % is calculated as  $(Pharmacy\ Prescriptions / Total\ OP\ Visits) * 100$
- Lab % is calculated as  $(Lab\ orders\ given\ by\ doctors / Total\ Lab\ Orders) * 100$
- Online % is calculated as  $(Online\ appointments\ via\ web\ portal / Total\ OP\ Visits) * 100$

3.3 e-Health Performance Indicators

Institutions with atleast 100 UHID visits are listed here.

Hospital	UHID Visit %	Consultation %	Pharmacy Prescriptions %	% of Lab Orders given by Doctors
Family Health Centre Chorode	59.34%	93.72%	91.52%	44.42%
Family Health Centre Naripatta	52.86%	93.36%	90.82%	22.28%
Family Health Centre Puramery	51.93%	0.00%	0.00%	
Urban Primary Health Centre Kallunira	50.40%	97.01%	93.97%	74.44%
Family Health Centre Thiruvambadi	47.02%	96.13%	88.31%	72.39%
Family Health Centre Moodadi	45.91%	97.51%	90.24%	60.33%
Family Health Centre Madavoor Kozhikode	40.54%	99.76%	94.40%	43.18%
Family Health Centre Panangad	38.33%	97.79%	86.43%	20.80%
Family Health Centre Arikkulam	38.01%	99.10%	88.93%	78.09%
Family Health Centre Vadakara	37.91%	99.82%	94.00%	79.33%
Community Health Centre Ulliyeri	36.66%	0.00%	0.00%	
Community Health Centre Thiruvangoor	36.28%	97.48%	89.62%	61.28%
Family Health Centre Kakkodi	32.56%	93.56%	87.56%	63.64%
District Hospital Vadakara	32.25%	0.00%	0.00%	
Family Health Centre Ayanchery	30.81%	92.10%	90.21%	61.17%
Family Health Centre Irivallur	28.68%	0.00%	0.00%	
Urban Family Health Centre Payyanakkal	28.40%	95.34%	86.57%	21.94%
Family Health Centre Koodaranji	28.02%	99.42%	94.15%	37.42%
Family Health Centre Nochad	26.93%	94.82%	87.15%	39.19%
Family Health Centre Maruthonkara	25.38%	92.12%	89.80%	0.92%
Family Health Centre Mangad	24.72%	0.00%	0.00%	
Family Health Centre Azhiyur	23.93%	87.29%	83.57%	45.08%
Family Health Centre Atholi	22.75%	99.54%	94.85%	46.39%
Family Health Centre Meppayur	22.43%	68.68%	66.35%	36.00%
Urban Family Health Centre Payyoli	22.26%	86.28%	81.72%	21.85%
Family Health Centre Kodyathur	22.23%	0.00%	0.00%	0.00%
Family Health Centre Puduppadi	22.23%	91.70%	62.29%	19.66%
Family Health Centre Iringal Kottakkal	21.68%	97.72%	90.36%	97.05%
Family Health Centre Chengottukavu	20.99%	0.00%	0.00%	
Family Health Centre Kunnamangalam	20.81%	99.86%	89.48%	100.00%
Family Health Centre Maniyoor	19.72%	96.82%	93.99%	59.03%
Family Health Centre Changaroth	17.85%	82.98%	81.70%	31.82%
Urban Family Health Centre Kinassery	17.63%	90.07%	80.97%	100.00%
Family Health Centre Kottur	15.08%	0.00%	0.00%	0.00%

3.3 e-Health Performance Indicators

Institutions with atleast 100 UHID visits are listed here.

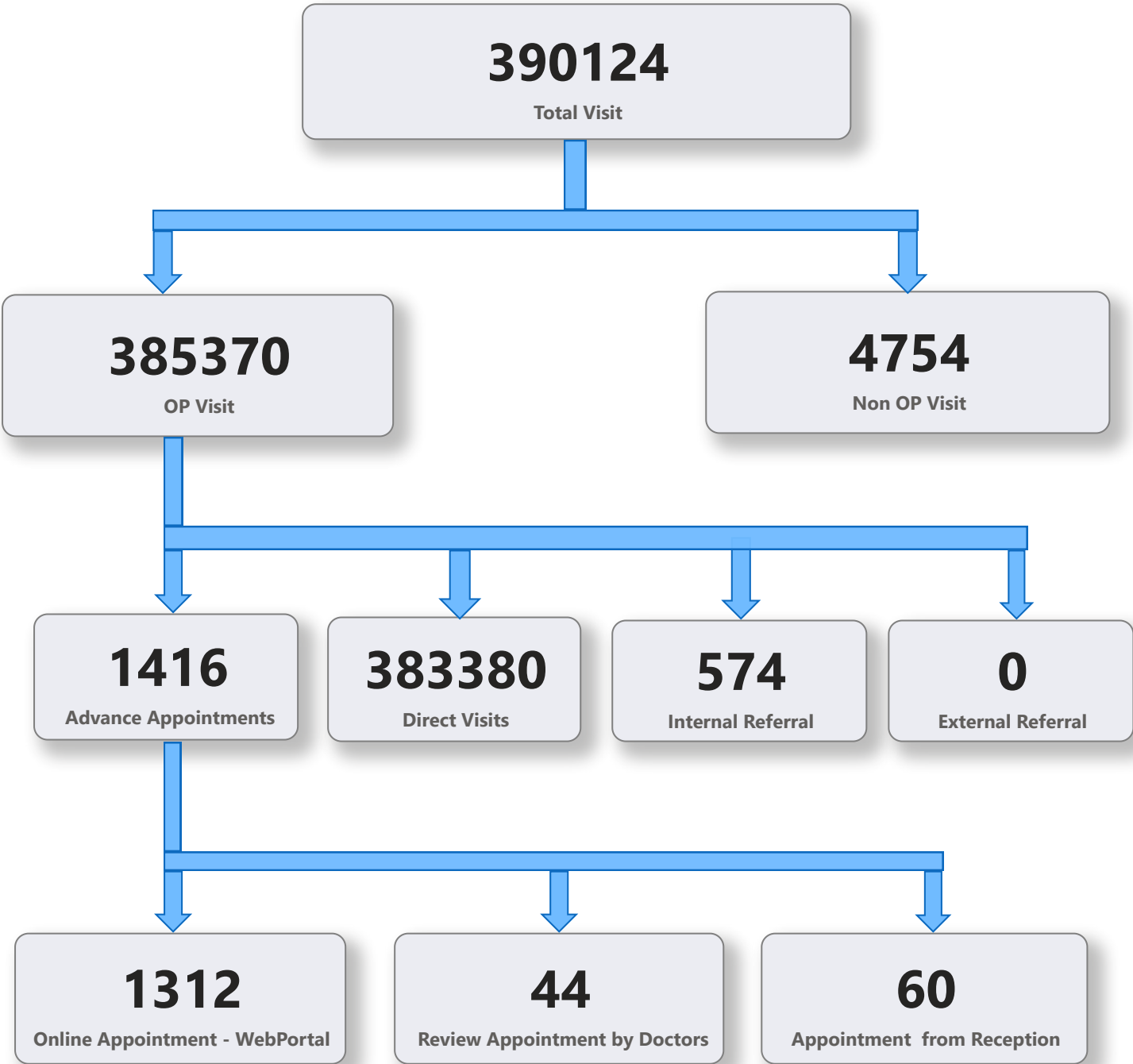
Hospital	UHID Visit %	Consultation %	Pharmacy Prescriptions %	% of Lab Orders given by Doctors
Taluk Hospital Nadapuram	0.51%	0.00%	0.00%	0.00%
Family Health Centre Chaliyam	1.75%	85.05%	51.05%	2.91%
Family Health Centre Puthiyappa	3.37%	98.65%	88.94%	43.84%
Family Health Centre Kayakkody	4.07%	0.00%	0.00%	
Taluk Hospital Kuttiadi	5.65%	53.84%	47.17%	0.82%
Taluk Hospital Feroke	5.83%	0.00%	0.00%	0.00%
Taluk Hospital Perambra	7.46%	23.94%	15.59%	14.21%
Family Health Centre Beypore	8.32%	17.93%	17.47%	99.31%
Family Health Centre Ramanatukara	10.19%	96.27%	88.58%	78.06%
Urban Family Health Centre Feroke	10.39%	98.11%	91.69%	99.67%
Taluk Headquarters Hospital Koyilandy	11.73%	0.00%	0.00%	
Community Health Centre Mukkam	11.86%	92.47%	67.98%	51.14%
General Hospital Kozhikode	14.87%	0.00%	0.00%	
Family Health Centre Kottur	15.08%	0.00%	0.00%	0.00%
Urban Family Health Centre Kinassery	17.63%	90.07%	80.97%	100.00%
Family Health Centre Changaroth	17.85%	82.98%	81.70%	31.82%
Family Health Centre Maniyoore	19.72%	96.82%	93.99%	59.03%
Family Health Centre Kunnamangalam	20.81%	99.86%	89.48%	100.00%
Family Health Centre Chengottukavu	20.99%	0.00%	0.00%	
Family Health Centre Iringal Kottakkal	21.68%	97.72%	90.36%	97.05%
Family Health Centre Kodyathur	22.23%	0.00%	0.00%	0.00%
Family Health Centre Pudukkudi	22.23%	91.70%	62.29%	19.66%
Urban Family Health Centre Payyoli	22.26%	86.28%	81.72%	21.85%
Family Health Centre Meppayur	22.43%	68.68%	66.35%	36.00%
Family Health Centre Atholi	22.75%	99.54%	94.85%	46.39%
Family Health Centre Azhiyur	23.93%	87.29%	83.57%	45.08%

4. Status of Modules Usage in Hospitals

District wise status of live institutions and the count of various modules [Reception, OP Consultation, Lab, Pharmacy] started / functional.

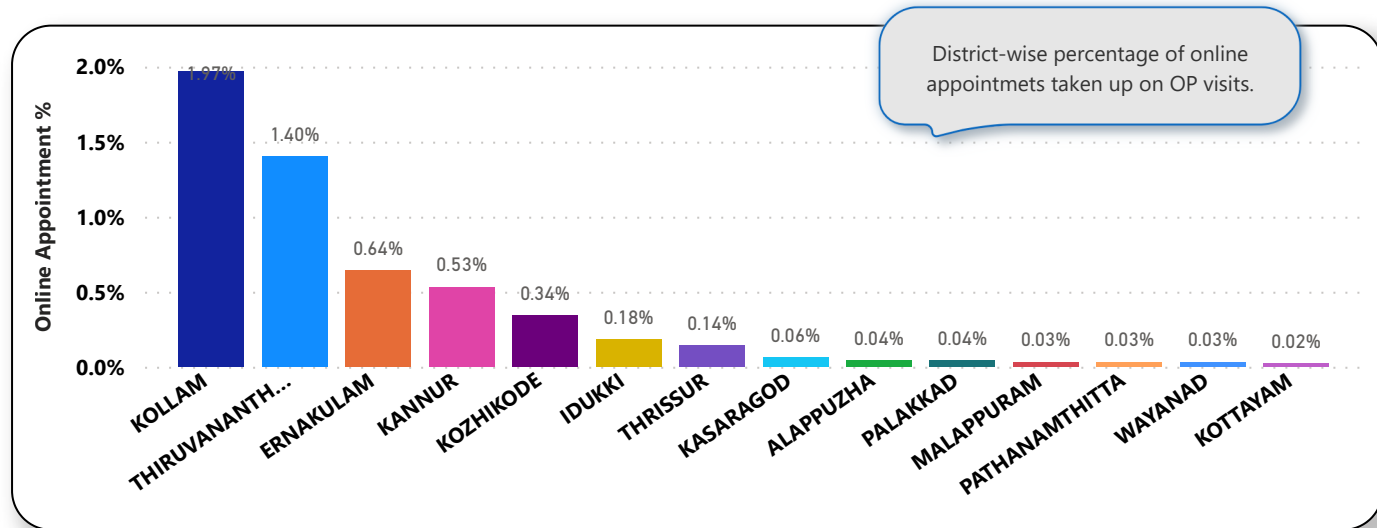
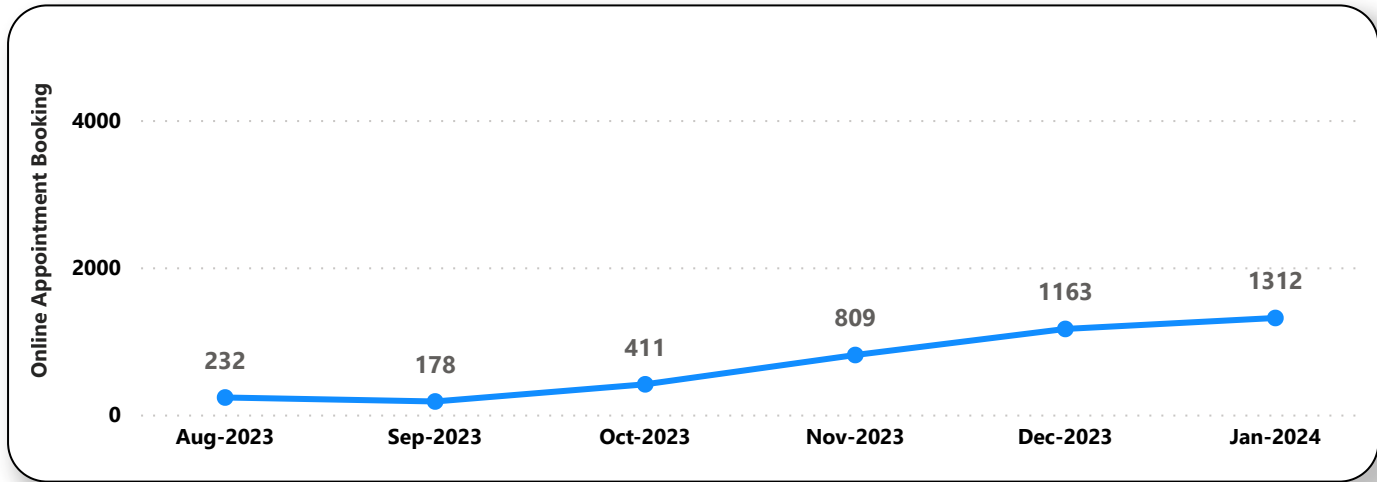
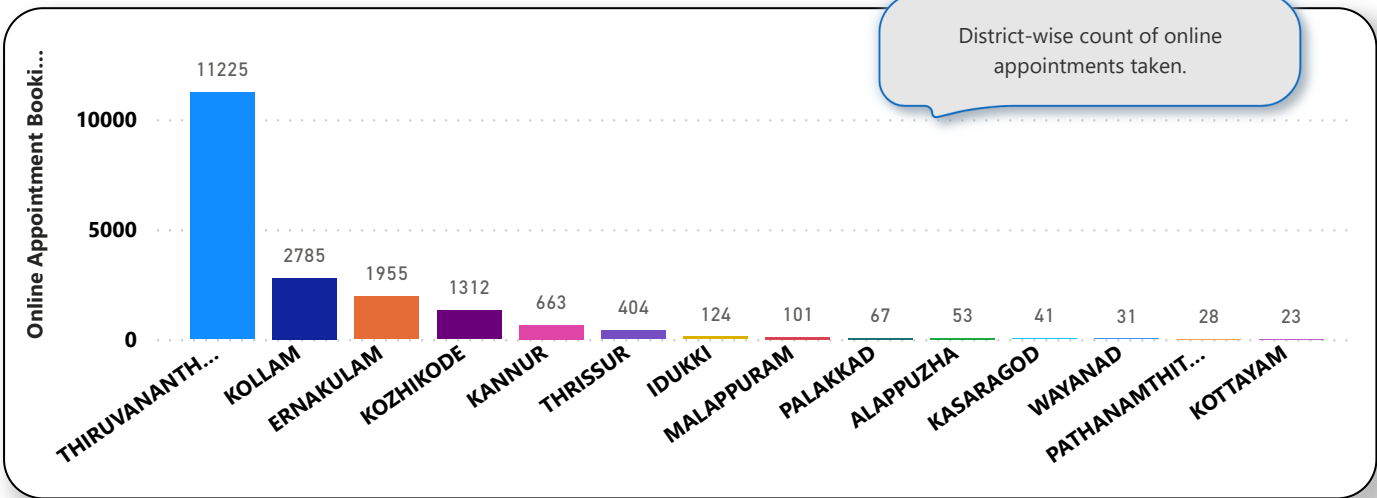
District Name	Live Institutions	Reception	Consultation	Lab	Pharmacy
THIRUVANANTHAPURAM	102	96 (94.1%)	88 (86.3%)	79 (77.5%)	73 (71.6%)
THRISSUR	69	56 (81.2%)	55 (79.7%)	51 (73.9%)	50 (72.5%)
KOZHIKODE	55	47 (85.5%)	34 (61.8%)	38 (69.1%)	34 (61.8%)
ERNAKULAM	53	41 (77.4%)	28 (52.8%)	21 (39.6%)	15 (28.3%)
MALAPPURAM	53	48 (90.6%)	48 (90.6%)	38 (71.7%)	39 (73.6%)
PALAKKAD	44	43 (97.7%)	39 (88.6%)	34 (77.3%)	33 (75.%)
KANNUR	39	31 (79.5%)	29 (74.4%)	21 (53.8%)	25 (64.1%)
ALAPPUZHA	31	24 (77.4%)	21 (67.7%)	21 (67.7%)	21 (67.7%)
KOTTAYAM	31	23 (74.2%)	21 (67.7%)	16 (51.6%)	20 (64.5%)
KOLLAM	30	22 (73.3%)	22 (73.3%)	22 (73.3%)	22 (73.3%)
KASARAGOD	23	19 (82.6%)	15 (65.2%)	14 (60.9%)	15 (65.2%)
IDUKKI	20	20 (100.%)	19 (95.%)	16 (80.%)	18 (90.%)
PATHANAMTHITTA	19	19 (100.%)	16 (84.2%)	12 (63.2%)	15 (78.9%)
WAYANAD	17	17 (100.%)	17 (100.%)	16 (94.1%)	17 (100.%)
Total	586	506 (86.3%)	452 (77.1%)	399 (68.1%)	397 (67.7%)

5. Appointment Booking in Hospitals (except Medical Colleges)

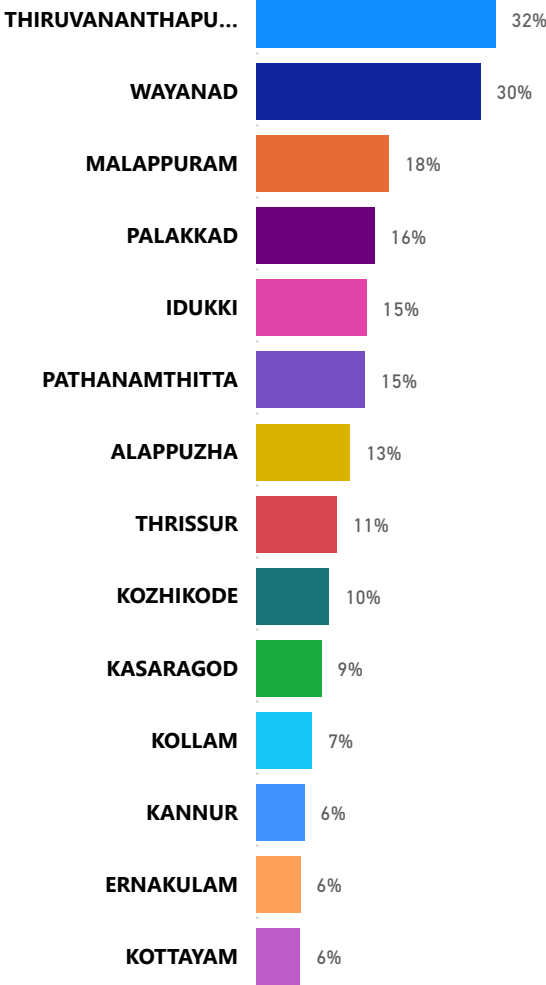




5. 1 Online Appointment Booking in Hospitals (except Medical Colleges)



6. eHealth Performance - Reach



Reach indicates the percentage of population availing services through eHealth. The formula used to calculate is (Number of UHID registered / Population) \* 100 %.