

1. eHealth Kerala - Vital Statistics

Hospital Type	Live Institutions
Family Health Centre	31
Urban Primary Health Centre	5
Community Health Centre	1
General Hospital	1
Medical College Hospital	1
Specialty Hospital - Women Children	1
Total	40

2. eHealth - District Ranking Matrix Based on Performance of all Institutions (except Medical Colleges)

The ranking matrix showcase the district performance in providing eHealth services through all institutions (except Medical Colleges) based on six different parameters. These parameters include whether the reception module is started or not, UHID Visits, Doctor Consultation, Pharmacy Prescriptions by doctors, Percentage of lab orders through doctors and number of Live Institutions. Based on the ranking, the districts are classified into three broad categories, the best performing districts, the average performing districts and the low performing districts.

The best performing districts should strive to continue to remain in the same position, whereas the average performing as well as the low performing districts should strive to reach to the 'top four' league.

The ranking matrix for the current month January '24 along with previous two months are as given in the table .

District	November	December	January
WAYANAD	1	1	1
IDUKKI	3	3	2
PALAKKAD	3	3	2
MALAPPURAM	4	4	3
PATHANAMTHITTA	2	2	3
THIRUVANANTHAPURAM	6	6	4
THRISSUR	5	5	4
KANNUR	6	5	5
KASARAGOD	7	6	5
KOLLAM	6	6	5
KOZHIKODE	6	6	5
ALAPPUZHA	6	6	6
KOTTAYAM	5	5	6
ERNAKULAM	8	7	7

- Best performing
- Average performing
- Low performing

3. eHealth - Institution Level Ranking (except Medical Colleges)

Hospital	Rank
Family Health Centre Parassinikadavu	1
Family Health Centre Cherukunnu	2
Family Health Centre Kalliassery	2
Family Health Centre Alakode Therthally	3
Family Health Centre Eramam Kuttur	3
Family Health Centre Kankol Alappadamba	3
Family Health Centre Malappattam	3
Family Health Centre Morazha Fisheries	3
Family Health Centre Ramanthali	3
Family Health Centre Valapattanam	3
Family Health Centre Anjarakkandy	4
Family Health Centre Chirakkal	4
Family Health Centre Kottiyor	4
Family Health Centre Munderi	4
Family Health Centre Cheruthazham	5
Family Health Centre Pattuvam	5
Urban Primary Health Centre Koovode	6
Urban Primary Health Centre Panoor	6
Family Health Centre Koodali	7
Family Health Centre Narath	7
Family Health Centre Pulingome	7
Community Health Centre Mattool	8
Urban Primary Health Centre Maithanappally	8
Urban Primary Health Centre Porora	8
Community Health Centre Pattiam	9
Family Health Centre Kadirur	9
Family Health Centre Muzhappilangad	9
Ek Nayanar Memorial Govt. Women And Children Hospital Mangattuparamba	10

Hospital	Rank
Family Health Centre Mokeri	12
Family Health Centre Puthiyangadi Fisheries	12
Taluk Head Quarters Hospital Kuthuparamba	12
Family Health Centre Kottayam Malabar	11
Ek Nayanar Memorial Govt. Women And Children Hospital Mangattuparamba	10
Family Health Centre New Mahe	10
Family Health Centre Thillenkerry	10
Community Health Centre Pattiam	9
Family Health Centre Kadirur	9
Family Health Centre Muzhappilangad	9
Community Health Centre Mattool	8
Urban Primary Health Centre Maithanappally	8
Urban Primary Health Centre Porora	8
Family Health Centre Koodali	7
Family Health Centre Narath	7
Family Health Centre Pulingome	7
Urban Primary Health Centre Koovode	6
Urban Primary Health Centre Panoor	6
Family Health Centre Cheruthazham	5
Family Health Centre Pattuvam	5
Family Health Centre Anjarakkandy	4
Family Health Centre Chirakkal	4
Family Health Centre Kottiyor	4
Family Health Centre Munderi	4
Family Health Centre Alakode Therthally	3
Family Health Centre Eramam Kuttur	3
Family Health Centre Kankol Alappadamba	3
Family Health Centre Malappattam	3

3.1 eHealth Performance - Reception Module

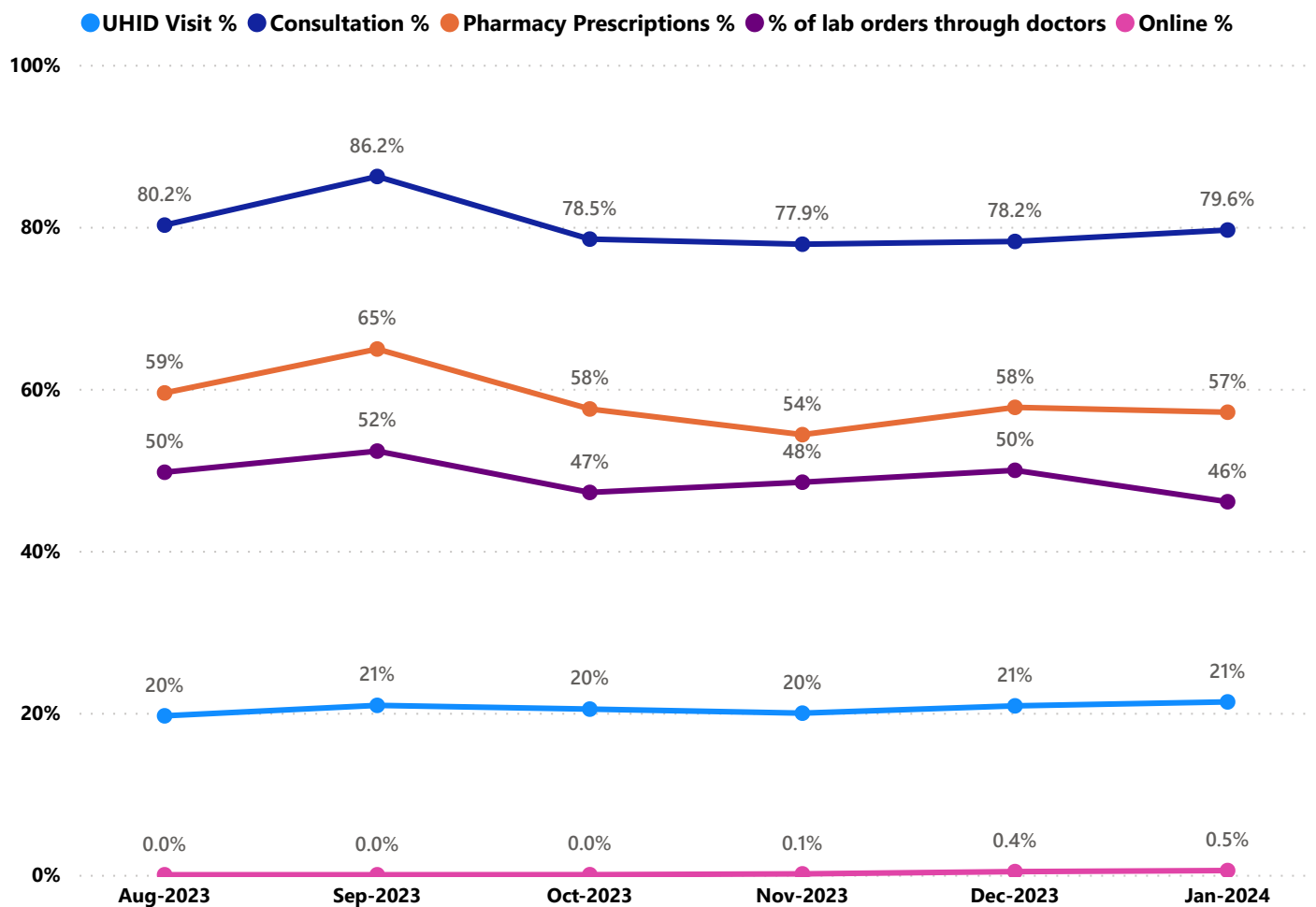
Reception Module is considered to be functional in an institution only if the number of total visits for the month is of minimum 500.

District	Institution Count	Institutions with Reception	% of institutions with Reception
IDUKKI	20	20	100.00%
PATHANAMTHITTA	19	19	100.00%
WAYANAD	17	17	100.00%
PALAKKAD	44	43	97.73%
THIRUVANANTHAPURAM	100	95	95.00%
MALAPPURAM	52	48	92.31%
KOZHIKODE	55	47	85.45%
KASARAGOD	23	19	82.61%
THRISSUR	69	56	81.16%
KANNUR	39	31	79.49%
ALAPPUZHA	31	24	77.42%
ERNAKULAM	53	41	77.36%
KOTTAYAM	31	23	74.19%
KOLLAM	30	22	73.33%

Hospital Name
URBAN PRIMARY HEALTH CENTRE KOLASSERY
GENERAL HOSPITAL THALASSERY
FAMILY HEALTH CENTRE UDAYAGIRI
FAMILY HEALTH CENTRE PUTHIYANGADI FISHERIES
FAMILY HEALTH CENTRE MOKERI
FAMILY HEALTH CENTRE KUNHIMANGALAM
FAMILY HEALTH CENTRE KADANNAPPALLY
FAMILY HEALTH CENTRE ETTIKULAM

Institutions where the reception module is either not started or not using

3.2 e-Health Performance Trend



- UHID Visit % is calculated as $(UHID\ Visits / Total\ Visit) * 100$
- Consultation % is calculated as $(Doctor\ Consultation / OP\ Visits) * 100$
- Pharmacy % is calculated as $(Pharmacy\ Prescriptions / Total\ OP\ Visits) * 100$
- Lab % is calculated as $(Lab\ orders\ given\ by\ doctors / Total\ Lab\ Orders) * 100$
- Online % is calculated as $(Online\ appointments\ via\ web\ portal / Total\ OP\ Visits) * 100$

3.3 e-Health Performance Indicators

Institutions with atleast 100 UHID visits are listed here.

Hospital	UHID Visit %	Consultation %	Pharmacy Prescriptions %	% of Lab Orders given by Doctors
Family Health Centre Parassinikadavu	63.29%	96.87%	89.29%	87.69%
Family Health Centre Malappattam	46.39%	85.43%	83.36%	70.49%
Family Health Centre Cherukunnu	42.98%	99.57%	86.25%	43.93%
Family Health Centre Anjarakkandy	42.23%	82.29%	75.57%	21.48%
Family Health Centre Kalliassery	40.95%	98.67%	80.12%	100.00%
Family Health Centre Alakode Therthally	37.31%	99.48%	91.52%	32.51%
Family Health Centre Kottiyoor	36.93%	84.46%	83.70%	22.85%
Family Health Centre Morazha Fisheries	35.91%	95.11%	87.53%	33.33%
Family Health Centre Ramanthali	31.99%	99.54%	92.14%	44.22%
Family Health Centre Eramam Kuttur	30.14%	90.73%	86.69%	28.63%
Family Health Centre New Mahe	28.01%	1.60%	0.00%	
Family Health Centre Pulingome	26.96%	68.98%	49.24%	65.49%
Family Health Centre Narath	26.39%	59.51%	57.60%	18.47%
Family Health Centre Kankol Alappadamba	25.81%	97.96%	90.71%	61.27%
Family Health Centre Valapattanam	20.40%	93.97%	82.15%	66.79%
Family Health Centre Pattuvam	20.34%	78.24%	74.55%	20.69%
Ek Nayanar Memorial Govt. Women And Children Hospital Mangattuparamba	19.63%	61.32%	0.00%	
Family Health Centre Cheruthazham	19.43%	93.16%	66.67%	66.67%
Family Health Centre Chirakkal	17.73%	99.17%	86.21%	56.29%
Urban Primary Health Centre Porora	17.33%	73.51%	56.34%	89.47%
Family Health Centre Kadirur	13.63%	47.35%	38.24%	96.55%
Urban Primary Health Centre Maithanappally	11.17%	70.47%	59.54%	20.81%
Family Health Centre Munderi	10.72%	99.52%	89.49%	95.87%

3.3 e-Health Performance Indicators

Institutions with atleast 100 UHID visits are listed here.

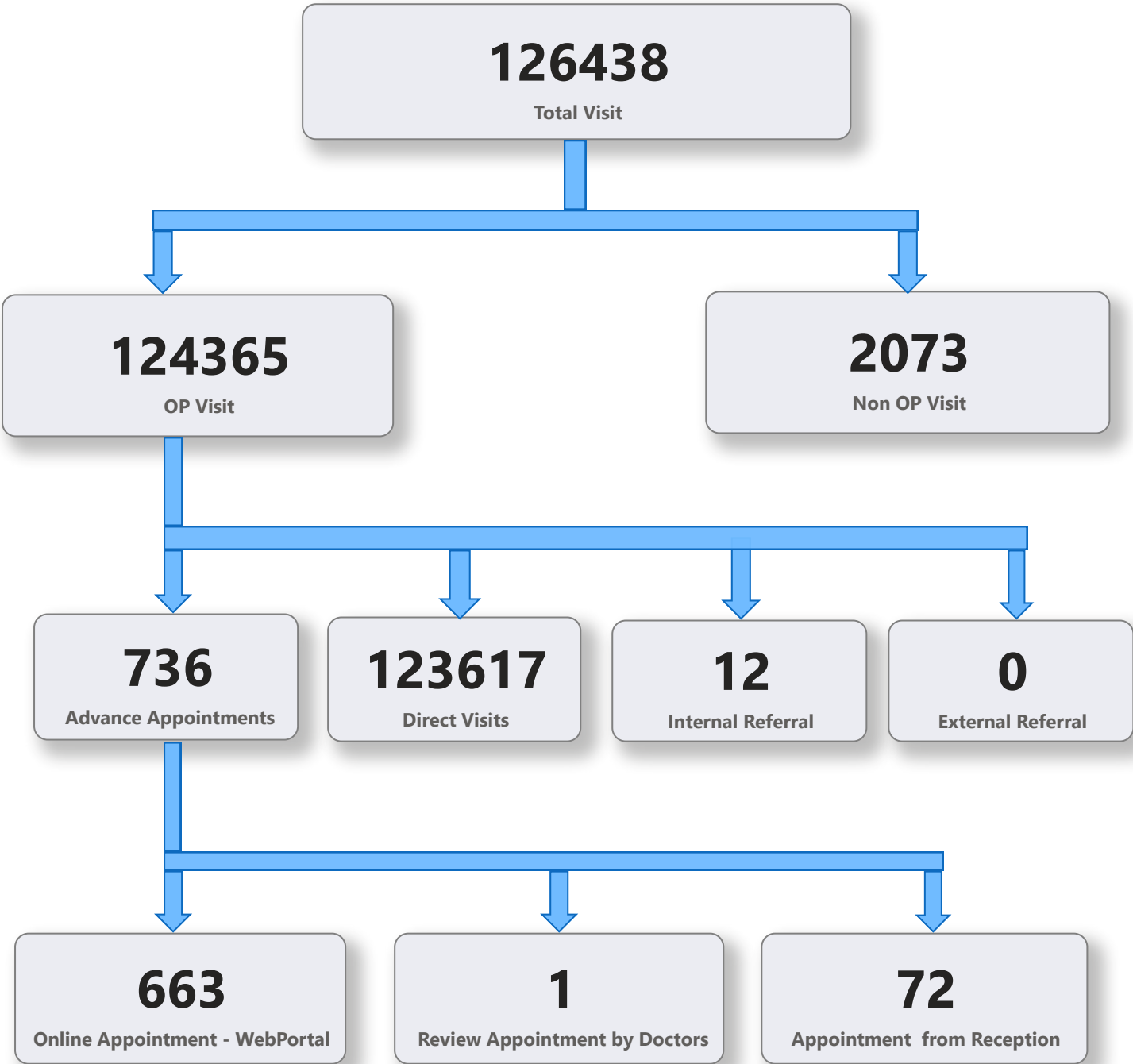
Hospital	UHID Visit %	Consultation %	Pharmacy Prescriptions %	% of Lab Orders given by Doctors
Family Health Centre Koodali	4.85%	79.98%	49.12%	77.08%
Family Health Centre Muzhappilangad	5.23%	80.53%	0.02%	3.28%
Family Health Centre Thillenkerry	5.74%	61.74%	0.06%	
Community Health Centre Pattiam	5.77%	95.91%	0.00%	
Urban Primary Health Centre Panoor	7.36%	91.54%	59.62%	92.45%
Community Health Centre Mattool	8.39%	69.40%	44.80%	11.86%
Family Health Centre Munderi	10.72%	99.52%	89.49%	95.87%
Urban Primary Health Centre Maithanappally	11.17%	70.47%	59.54%	20.81%
Family Health Centre Kadirur	13.63%	47.35%	38.24%	96.55%
Urban Primary Health Centre Porora	17.33%	73.51%	56.34%	89.47%
Family Health Centre Chirakkal	17.73%	99.17%	86.21%	56.29%
Family Health Centre Cheruthazham	19.43%	93.16%	66.67%	66.67%
Ek Nayanar Memorial Govt. Women And Children Hospital Mangattuparamba	19.63%	61.32%	0.00%	
Family Health Centre Pattuvam	20.34%	78.24%	74.55%	20.69%
Family Health Centre Valapattanam	20.40%	93.97%	82.15%	66.79%
Family Health Centre Kankol Alappadamba	25.81%	97.96%	90.71%	61.27%
Family Health Centre Narath	26.39%	59.51%	57.60%	18.47%
Family Health Centre Pulingome	26.96%	68.98%	49.24%	65.49%
Family Health Centre New Mahe	28.01%	1.60%	0.00%	
Family Health Centre Eramam Kuttur	30.14%	90.73%	86.69%	28.63%
Family Health Centre Ramanthali	31.99%	99.54%	92.14%	44.22%
Family Health Centre Morazha Fisheries	35.91%	95.11%	87.53%	33.33%
Family Health Centre Kottiyoor	36.93%	84.46%	83.70%	22.85%
Family Health Centre Alakode Therthally	37.31%	99.48%	91.52%	32.51%
Family Health Centre Kalliassery	40.95%	98.67%	80.12%	100.00%

4. Status of Modules Usage in Hospitals

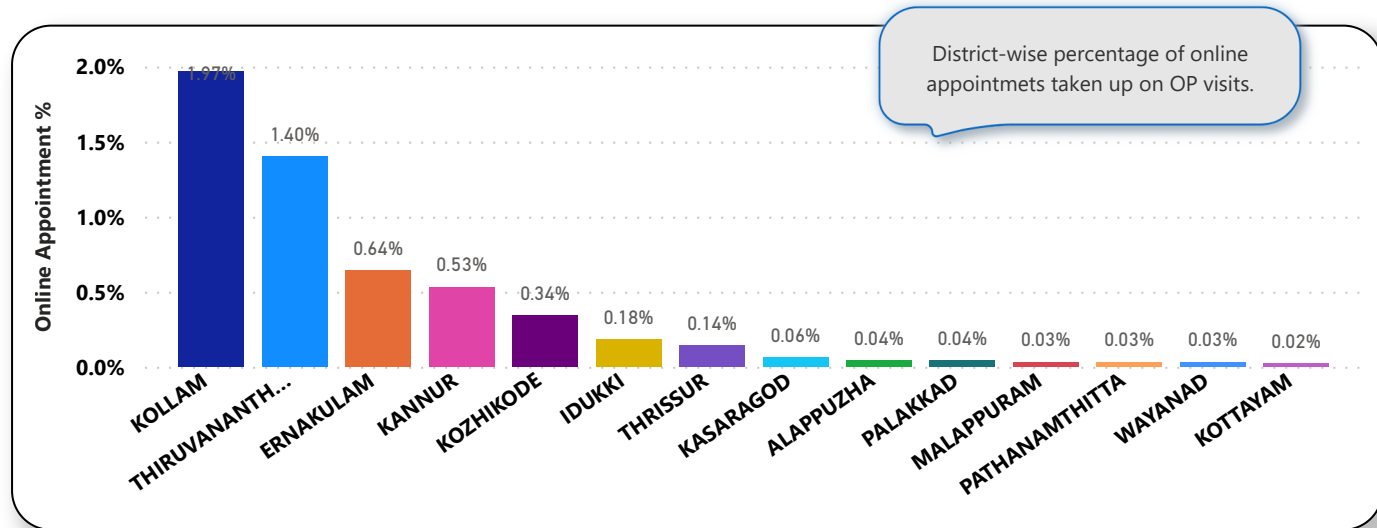
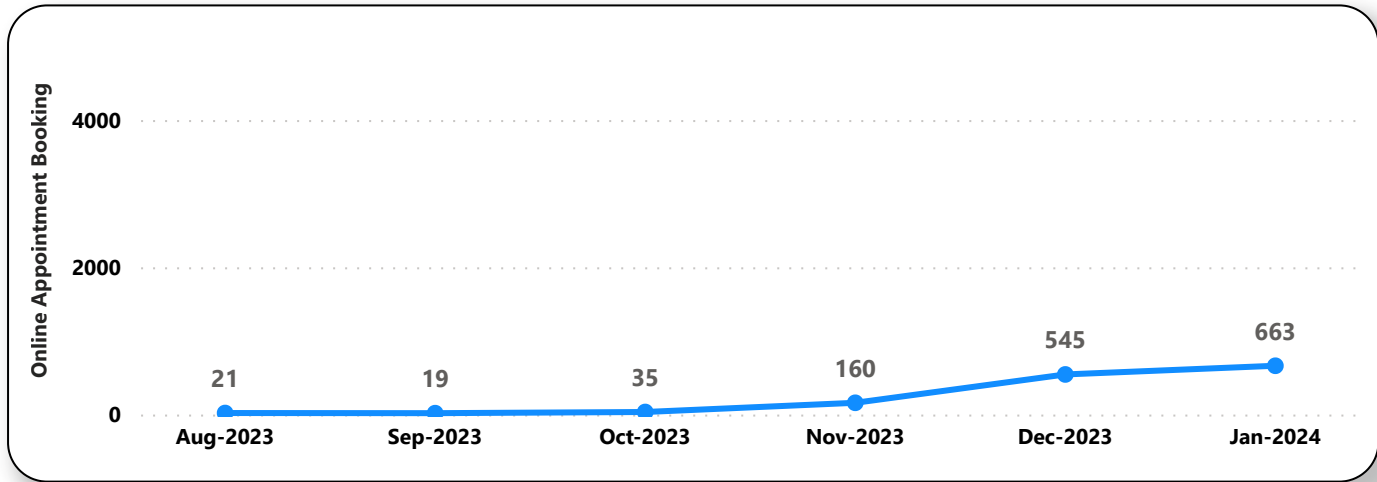
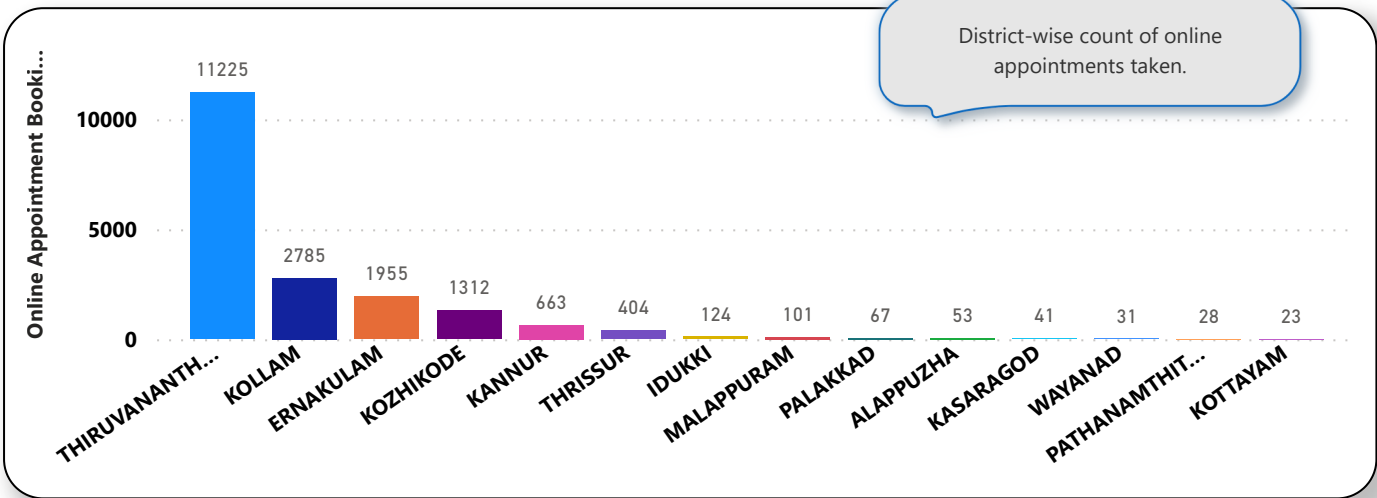
District wise status of live institutions and the count of various modules [Reception, OP Consultation, Lab, Pharmacy] started / functional.

District Name	Live Institutions	Reception	Consultation	Lab	Pharmacy
THIRUVANANTHAPURAM	102	96 (94.1%)	88 (86.3%)	79 (77.5%)	73 (71.6%)
THRISSUR	69	56 (81.2%)	55 (79.7%)	51 (73.9%)	50 (72.5%)
KOZHIKODE	55	47 (85.5%)	34 (61.8%)	38 (69.1%)	34 (61.8%)
ERNAKULAM	53	41 (77.4%)	28 (52.8%)	21 (39.6%)	15 (28.3%)
MALAPPURAM	53	48 (90.6%)	48 (90.6%)	38 (71.7%)	39 (73.6%)
PALAKKAD	44	43 (97.7%)	39 (88.6%)	34 (77.3%)	33 (75.%)
KANNUR	39	31 (79.5%)	29 (74.4%)	21 (53.8%)	25 (64.1%)
ALAPPUZHA	31	24 (77.4%)	21 (67.7%)	21 (67.7%)	21 (67.7%)
KOTTAYAM	31	23 (74.2%)	21 (67.7%)	16 (51.6%)	20 (64.5%)
KOLLAM	30	22 (73.3%)	22 (73.3%)	22 (73.3%)	22 (73.3%)
KASARAGOD	23	19 (82.6%)	15 (65.2%)	14 (60.9%)	15 (65.2%)
IDUKKI	20	20 (100.%)	19 (95.%)	16 (80.%)	18 (90.%)
PATHANAMTHITTA	19	19 (100.%)	16 (84.2%)	12 (63.2%)	15 (78.9%)
WAYANAD	17	17 (100.%)	17 (100.%)	16 (94.1%)	17 (100.%)
Total	586	506 (86.3%)	452 (77.1%)	399 (68.1%)	397 (67.7%)

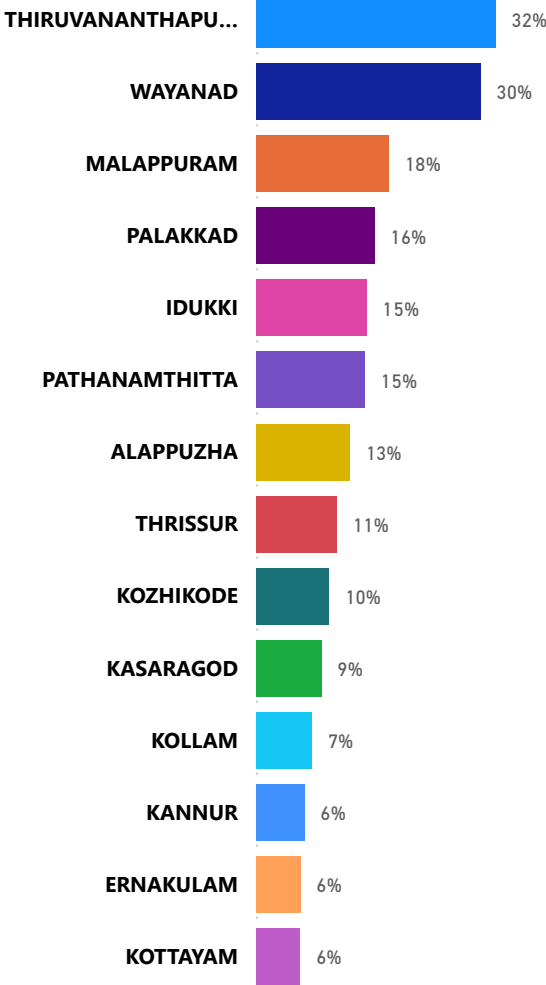
5. Appointment Booking in Hospitals (except Medical Colleges)



5. 1 Online Appointment Booking in Hospitals (except Medical Colleges)



6. eHealth Performance - Reach



Reach indicates the percentage of population availing services through eHealth. The formula used to calculate is (Number of UHID registered / Population) * 100 %.