

1. eHealth Kerala - Vital Statistics

| Hospital Type               | Live Institutions |
|-----------------------------|-------------------|
| Family Health Centre        | 25                |
| General Hospital            | 3                 |
| Community Health Centre     | 1                 |
| Medical College Hospital    | 1                 |
| Taluk Headquarters Hospital | 1                 |
| Urban Primary Health Centre | 1                 |
| Total                       | 32                |

2. eHealth - District Ranking Matrix Based on Performance of all Institutions (except Medical Colleges)

The ranking matrix showcase the district performance in providing eHealth services through all institutions (except Medical Colleges) based on six different parameters. These parameters include whether the reception module is started or not, UHID Visits, Doctor Consultation, Pharmacy Prescriptions by doctors, Percentage of lab orders through doctors and number of Live Institutions. Based on the ranking, the districts are classified into three broad categories, the best performing districts, the average performing districts and the low performing districts.

The best performing districts should strive to continue to remain in the same position, whereas the average performing as well as the low performing districts should strive to reach to the 'top four' league.

The ranking matrix for the current month January '24 along with previous two months are as given in the table .

| District           | November | December | January |
|--------------------|----------|----------|---------|
| WAYANAD            | 1        | 1        | 1       |
| IDUKKI             | 3        | 3        | 2       |
| PALAKKAD           | 3        | 3        | 2       |
| MALAPPURAM         | 4        | 4        | 3       |
| PATHANAMTHITTA     | 2        | 2        | 3       |
| THIRUVANANTHAPURAM | 6        | 6        | 4       |
| THRISSUR           | 5        | 5        | 4       |
| KANNUR             | 6        | 5        | 5       |
| KASARAGOD          | 7        | 6        | 5       |
| KOLLAM             | 6        | 6        | 5       |
| KOZHIKODE          | 6        | 6        | 5       |
| ALAPPUZHA          | 6        | 6        | 6       |
| KOTTAYAM           | 5        | 5        | 6       |
| ERNAKULAM          | 8        | 7        | 7       |

- Best performing
- Average performing
- Low performing

**3. eHealth - Institution Level Ranking (except Medical Colleges)**

| Hospital                             | Rank |
|--------------------------------------|------|
| Family Health Centre Meenachil       | 1    |
| Family Health Centre Moonnilavu      | 1    |
| Family Health Centre Panachikkadu    | 1    |
| Family Health Centre Vellavoor       | 1    |
| Family Health Centre Brahmamangalam  | 2    |
| Family Health Centre Kuruppanthara   | 2    |
| Family Health Centre Marangattupally | 2    |
| Family Health Centre Udayanapuram    | 2    |
| Family Health Centre Veliyannoor     | 2    |
| Family Health Centre Maravanthuruthu | 3    |
| Family Health Centre Mutholy         | 3    |
| Family Health Centre Paippad         | 3    |
| Family Health Centre Parampuzha      | 3    |
| Urban Primary Health Centre Perunna  | 3    |
| Family Health Centre Madappally      | 4    |
| Family Health Centre Manarcad        | 4    |
| Family Health Centre Vazhoor         | 4    |
| Family Health Centre Velloor         | 5    |
| Family Health Centre Erattupetta     | 6    |
| Family Health Centre Nattakom        | 7    |
| Family Health Centre Kallara         | 8    |
| General Hospital Kanjirapally        | 9    |
| Taluk Headquarters Hospital Pampady  | 10   |
| General Hospital Kottayam            | 11   |
| General Hospital Pala                | 12   |

3.1 eHealth Performance - Reception Module

Reception Module is considered to be functional in an institution only if the number of total visits for the month is of minimum 500.

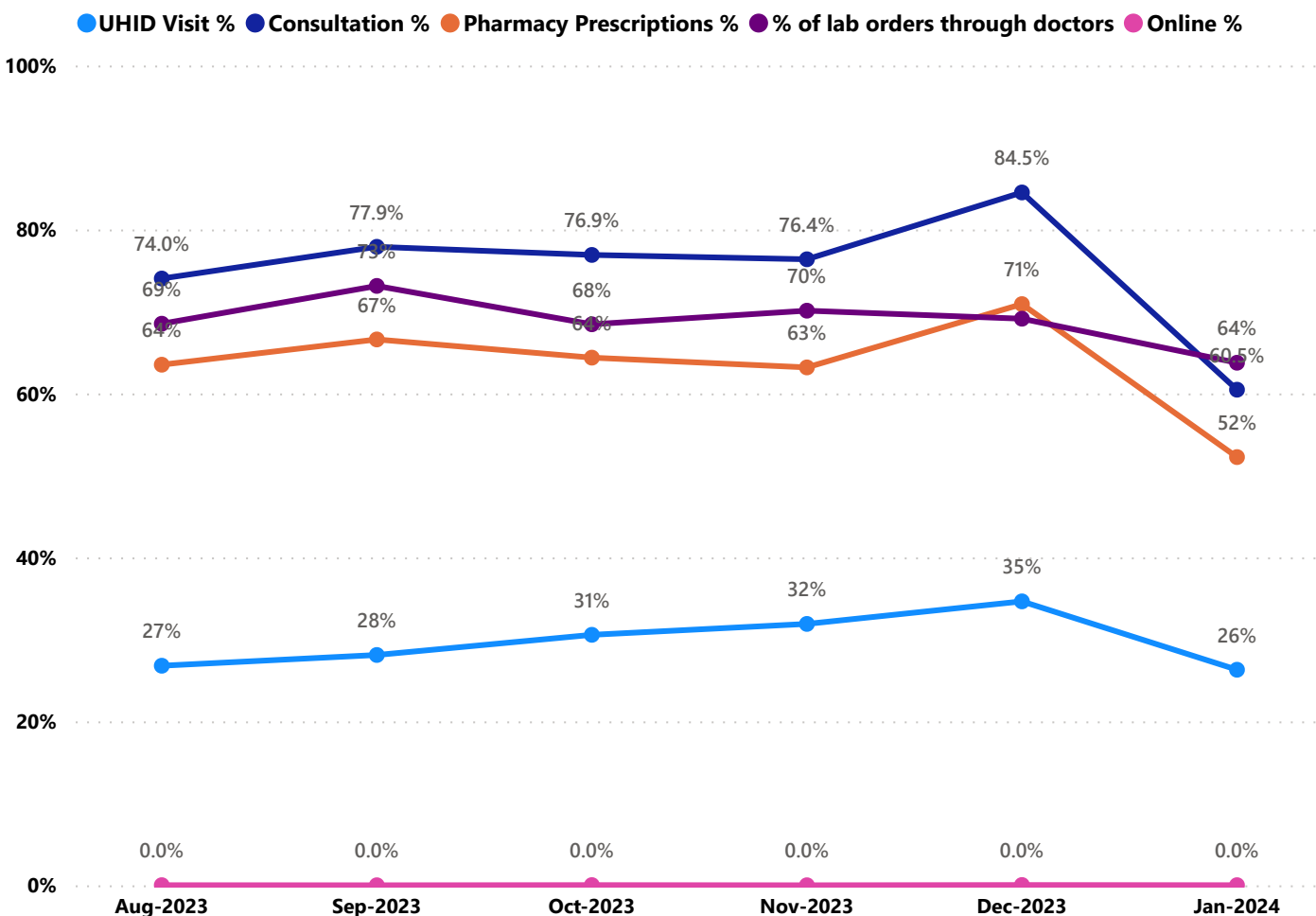
| District           | Institution Count | Institutions with Reception | % of institutions with Reception |
|--------------------|-------------------|-----------------------------|----------------------------------|
| IDUKKI             | 20                | 20                          | 100.00%                          |
| PATHANAMTHITTA     | 19                | 19                          | 100.00%                          |
| WAYANAD            | 17                | 17                          | 100.00%                          |
| PALAKKAD           | 44                | 43                          | 97.73%                           |
| THIRUVANANTHAPURAM | 100               | 95                          | 95.00%                           |
| MALAPPURAM         | 52                | 48                          | 92.31%                           |
| KOZHIKODE          | 55                | 47                          | 85.45%                           |
| KASARAGOD          | 23                | 19                          | 82.61%                           |
| THRISSUR           | 69                | 56                          | 81.16%                           |
| KANNUR             | 39                | 31                          | 79.49%                           |
| ALAPPUZHA          | 31                | 24                          | 77.42%                           |
| ERNAKULAM          | 53                | 41                          | 77.36%                           |
| KOTTAYAM           | 31                | 23                          | 74.19%                           |
| KOLLAM             | 30                | 22                          | 73.33%                           |

Institutions where the reception module is either not started or not using

| Hospital Name                      |
|------------------------------------|
| GENERAL HOSPITAL PALA              |
| GENERAL HOSPITAL KOTTAYAM          |
| FAMILY HEALTH CENTRE THOTTACKAD    |
| FAMILY HEALTH CENTRE POONJAR       |
| FAMILY HEALTH CENTRE MEENADOM      |
| FAMILY HEALTH CENTRE KADUTHURUTHY  |
| COMMUNITY HEALTH CENTRE RAMAPURAM  |
| COMMUNITY HEALTH CENTRE MUNDAKAYAM |



3.2 e-Health Performance Trend



- UHID Visit % is calculated as  $(UHID\ Visits / Total\ Visit) * 100$
- Consultation % is calculated as  $(Doctor\ Consultation / OP\ Visits) * 100$
- Pharmacy % is calculated as  $(Pharmacy\ Prescriptions / Total\ OP\ Visits) * 100$
- Lab % is calculated as  $(Lab\ orders\ given\ by\ doctors / Total\ Lab\ Orders) * 100$
- Online % is calculated as  $(Online\ appointments\ via\ web\ portal / Total\ OP\ Visits) * 100$

3.3 e-Health Performance Indicators

Institutions with atleast 100 UHID visits are listed here.

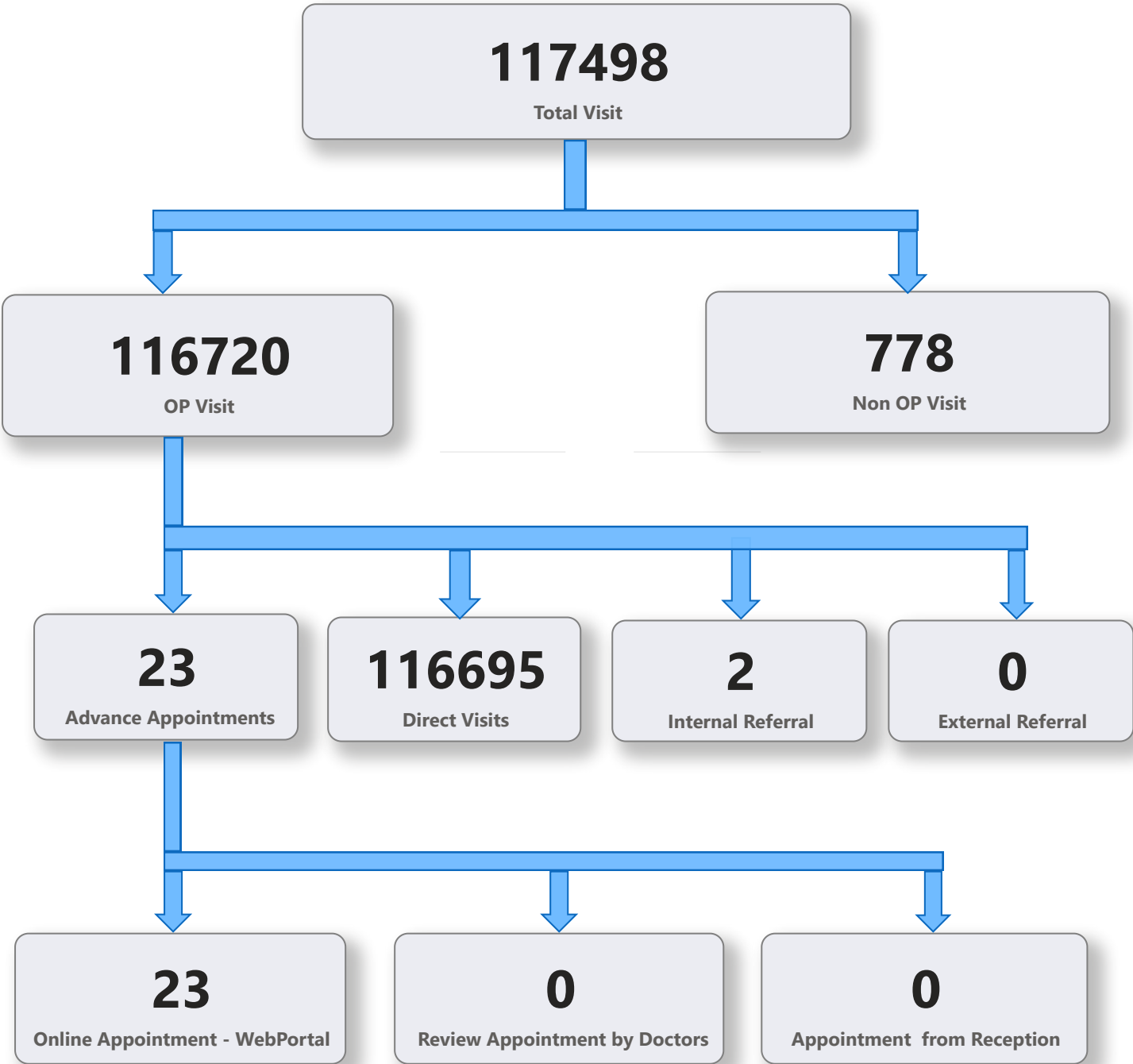
| Hospital                             | UHID Visit % | Consultation % | Pharmacy Prescriptions % | % of Lab Orders given by Doctors |
|--------------------------------------|--------------|----------------|--------------------------|----------------------------------|
| Family Health Centre Vellavoor       | 84.37%       | 99.19%         | 100.00%                  | 32.94%                           |
| Family Health Centre Moonnilavu      | 80.41%       | 99.38%         | 100.00%                  | 51.52%                           |
| Family Health Centre Meenachil       | 66.03%       | 97.33%         | 89.98%                   | 58.59%                           |
| Family Health Centre Panachikkadu    | 64.08%       | 98.03%         | 89.56%                   | 54.55%                           |
| Family Health Centre Kuruppanthara   | 56.13%       | 99.79%         | 90.68%                   | 76.47%                           |
| Family Health Centre Brahmamangalam  | 53.69%       | 99.88%         | 100.00%                  | 77.78%                           |
| Family Health Centre Udayanapuram    | 50.64%       | 91.64%         | 94.03%                   | 32.45%                           |
| Family Health Centre Vazhoor         | 50.29%       | 89.38%         | 74.05%                   | 36.48%                           |
| Family Health Centre Marangattupally | 44.24%       | 94.81%         | 83.92%                   | 58.87%                           |
| Family Health Centre Veliyannoor     | 41.55%       | 97.53%         | 86.04%                   | 15.15%                           |
| Family Health Centre Maravanthuruthu | 40.09%       | 90.39%         | 78.09%                   | 100.00%                          |
| Family Health Centre Paippad         | 39.59%       | 99.40%         | 100.00%                  | 99.46%                           |
| Family Health Centre Mutholy         | 38.33%       | 98.20%         | 87.04%                   | 100.00%                          |
| Family Health Centre Madappally      | 30.24%       | 99.02%         | 73.07%                   | 100.00%                          |
| Family Health Centre Parampuzha      | 29.73%       | 93.15%         | 90.45%                   | 100.00%                          |
| Family Health Centre Kallara         | 29.16%       | 10.01%         | 8.69%                    | 11.11%                           |
| Family Health Centre Nattakom        | 25.87%       | 64.31%         | 24.50%                   | 100.00%                          |
| Urban Primary Health Centre Perunna  | 22.55%       | 99.22%         | 96.33%                   | 100.00%                          |
| Family Health Centre Erattupetta     | 17.23%       | 96.90%         | 51.47%                   | 61.33%                           |
| Family Health Centre Manarcad        | 16.39%       | 99.02%         | 96.81%                   | 100.00%                          |
| Family Health Centre Velloor         | 14.75%       | 89.75%         | 81.27%                   | 100.00%                          |
| General Hospital Kanjirapally        | 0.53%        | 1.74%          | 1.57%                    | 100.00%                          |

4. Status of Modules Usage in Hospitals

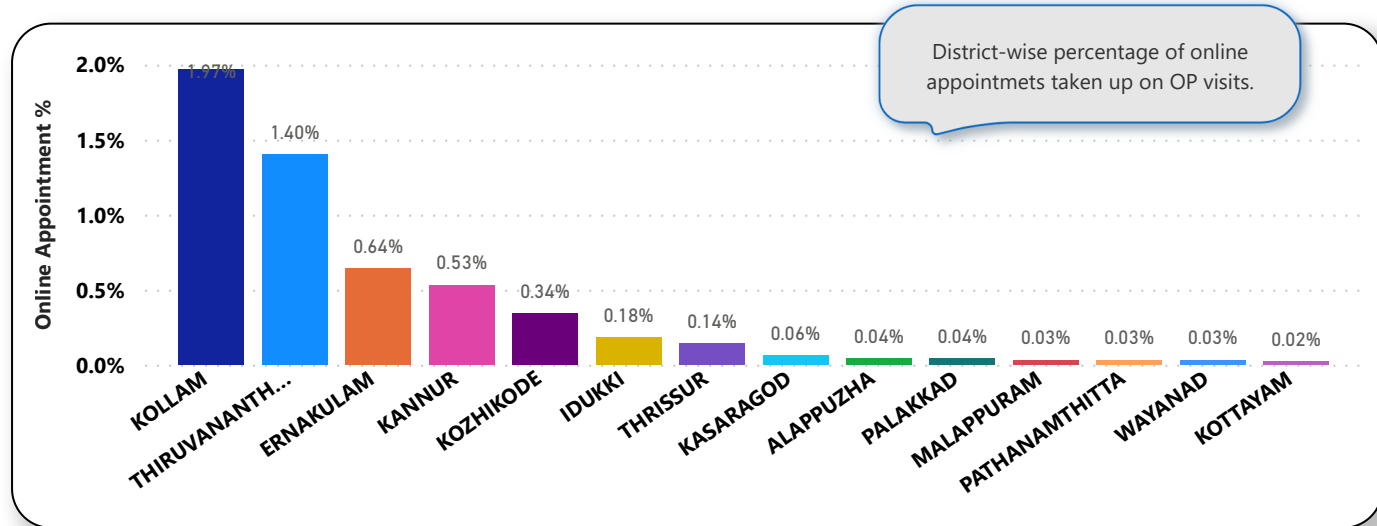
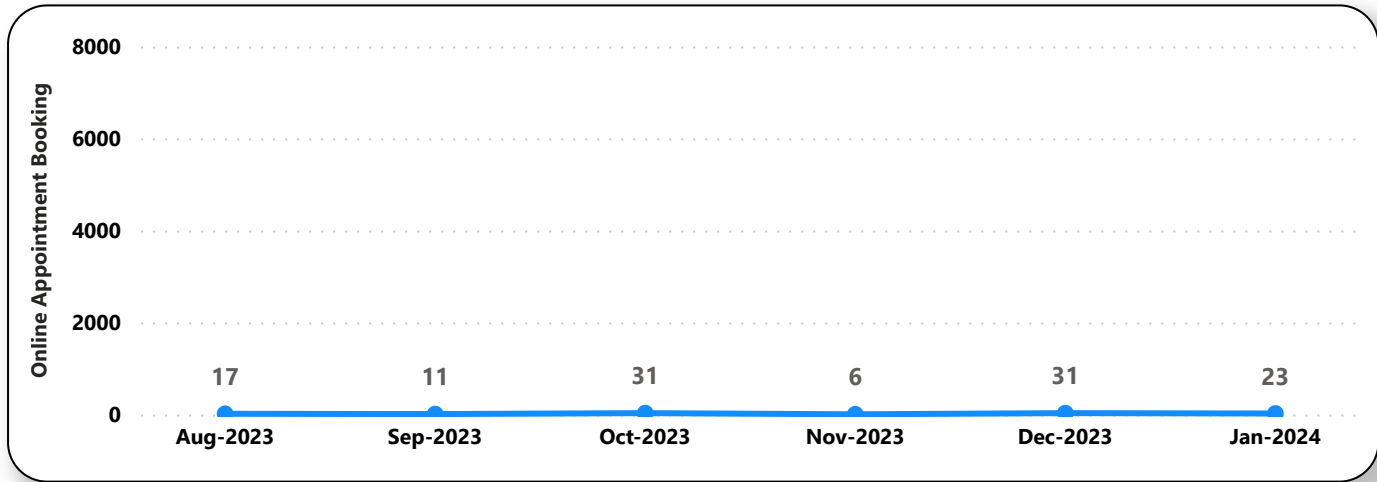
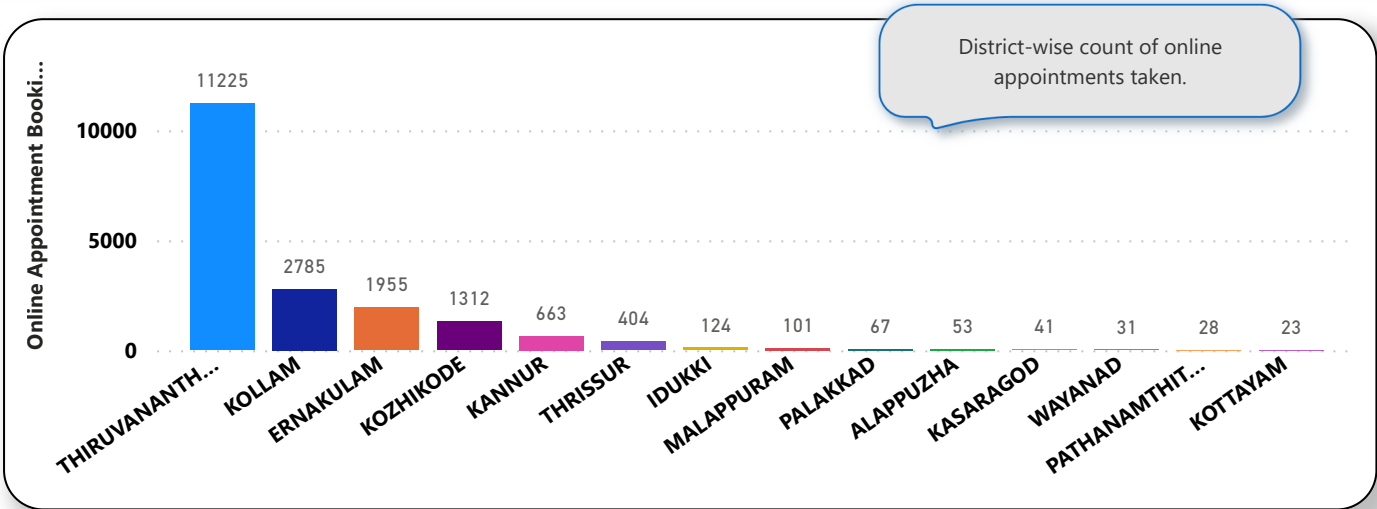
District wise status of live institutions and the count of various modules [Reception, OP Consultation, Lab, Pharmacy] started / functional.

| District Name      | Live Institutions | Reception   | Consultation | Lab         | Pharmacy    |
|--------------------|-------------------|-------------|--------------|-------------|-------------|
| THIRUVANANTHAPURAM | 102               | 96 (94.1%)  | 88 (86.3%)   | 79 (77.5%)  | 73 (71.6%)  |
| THRISSUR           | 69                | 56 (81.2%)  | 55 (79.7%)   | 51 (73.9%)  | 50 (72.5%)  |
| KOZHIKODE          | 55                | 47 (85.5%)  | 34 (61.8%)   | 38 (69.1%)  | 34 (61.8%)  |
| ERNAKULAM          | 53                | 41 (77.4%)  | 28 (52.8%)   | 21 (39.6%)  | 15 (28.3%)  |
| MALAPPURAM         | 53                | 48 (90.6%)  | 48 (90.6%)   | 38 (71.7%)  | 39 (73.6%)  |
| PALAKKAD           | 44                | 43 (97.7%)  | 39 (88.6%)   | 34 (77.3%)  | 33 (75.%)   |
| KANNUR             | 39                | 31 (79.5%)  | 29 (74.4%)   | 21 (53.8%)  | 25 (64.1%)  |
| ALAPPUZHA          | 31                | 24 (77.4%)  | 21 (67.7%)   | 21 (67.7%)  | 21 (67.7%)  |
| KOTTAYAM           | 31                | 23 (74.2%)  | 21 (67.7%)   | 16 (51.6%)  | 20 (64.5%)  |
| KOLLAM             | 30                | 22 (73.3%)  | 22 (73.3%)   | 22 (73.3%)  | 22 (73.3%)  |
| KASARAGOD          | 23                | 19 (82.6%)  | 15 (65.2%)   | 14 (60.9%)  | 15 (65.2%)  |
| IDUKKI             | 20                | 20 (100.%)  | 19 (95.%)    | 16 (80.%)   | 18 (90.%)   |
| PATHANAMTHITTA     | 19                | 19 (100.%)  | 16 (84.2%)   | 12 (63.2%)  | 15 (78.9%)  |
| WAYANAD            | 17                | 17 (100.%)  | 17 (100.%)   | 16 (94.1%)  | 17 (100.%)  |
| Total              | 586               | 506 (86.3%) | 452 (77.1%)  | 399 (68.1%) | 397 (67.7%) |

5. Appointment Booking in Hospitals (except Medical Colleges)

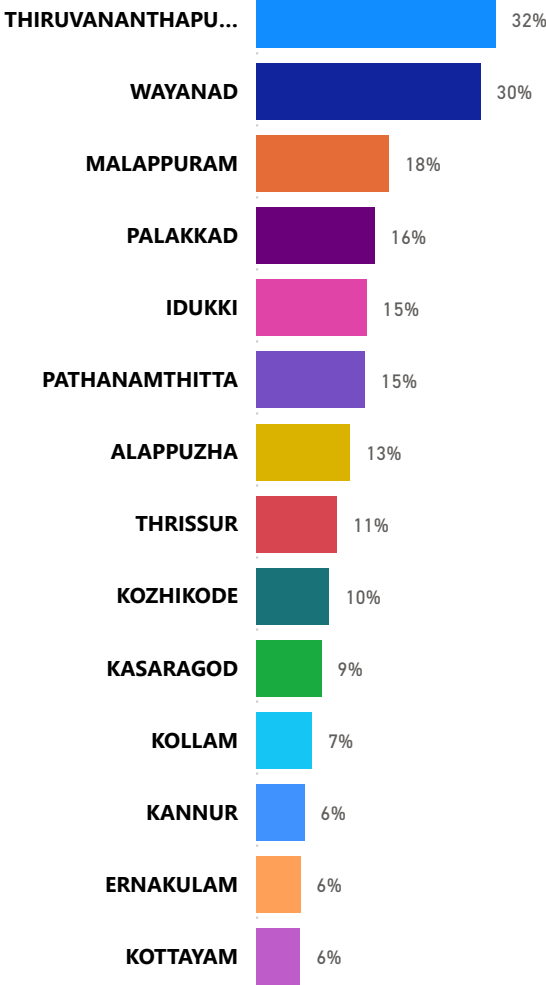


5. 1 Online Appointment Booking in Hospitals (except Medical Colleges)





6. eHealth Performance - Reach



Reach indicates the percentage of population availing services through eHealth. The formula used to calculate is (Number of UHID registered / Population) \* 100 %.