

1. eHealth Kerala - Vital Statistics

Hospital Type	Live Institutions
Family Health Centre	40
Urban Primary Health Centre	2
Community Health Centre	1
Medical College Hospital	1
Specialty Hospital - Tribal	1
Total	45

2. eHealth - District Ranking Matrix Based on Performance of all Institutions (except Medical Colleges)

The ranking matrix showcase the district performance in providing eHealth services through all institutions (except Medical Colleges) based on six different parameters. These parameters include whether the reception module is started or not, UHID Visits, Doctor Consultation, Pharmacy Prescriptions by doctors, Percentage of lab orders through doctors and number of Live Institutions. Based on the ranking, the districts are classified into three broad categories, the best performing districts, the average performing districts and the low performing districts.

The best performing districts should strive to continue to remain in the same position, whereas the average performing as well as the low performing districts should strive to reach to the 'top four' league.

The ranking matrix for the current month January '24 along with previous two months are as given in the table .

District	November	December	January
WAYANAD	1	1	1
IDUKKI	3	3	2
PALAKKAD	3	3	2
MALAPPURAM	4	4	3
PATHANAMTHITTA	2	2	3
THIRUVANANTHAPURAM	6	6	4
THRISSUR	5	5	4
KANNUR	6	5	5
KASARAGOD	7	6	5
KOLLAM	6	6	5
KOZHIKODE	6	6	5
ALAPPUZHA	6	6	6
KOTTAYAM	5	5	6
ERNAKULAM	8	7	7

- Best performing
- Average performing
- Low performing

3. eHealth - Institution Level Ranking (except Medical Colleges)

Hospital	Rank
Family Health Centre Kavassery	1
Family Health Centre Keralassery	1
Family Health Centre Kizhakkencherry	1
Family Health Centre Kunissery	1
Family Health Centre Kuthanur	1
Family Health Centre Mankara	1
Family Health Centre Mannur	1
Family Health Centre Ozhalapathy	1
Family Health Centre Pallippuram	1
Family Health Centre Vandazhy	1
Family Health Centre Vaniyamkulam	1
Urban Primary Health Centre Diara Street	1
Family Health Centre Kanjirapuzha	2
Family Health Centre Kumaranellur	2
Family Health Centre Kumbidi	2
Family Health Centre Nellaya	2
Family Health Centre Parali	2
Family Health Centre Peruvemba	2
Family Health Centre Vannamada	2
Urban Primary Health Centre Kulappully	2
Family Health Centre Adakkaputhur	3
Family Health Centre Mathur	3
Family Health Centre Sreekrishnapuram	3
Community Health Centre Nanniode	4
Family Health Centre Anakkatty	4
Family Health Centre Kalladikode	4
Family Health Centre Kappoor	4
Family Health Centre Kollengode	4
Family Health Centre Pattithara	4

Hospital	Rank
Family Health Centre Karakurissi	11
Family Health Centre Muthalamada	11
Government Tribal Speciality Hospital Kottathara	11
Family Health Centre Vadavannur	10
Family Health Centre Chalavara	9
Family Health Centre Vellinezhi	9
Family Health Centre Elambulassery	8
Family Health Centre Puduppariyaram	8
Family Health Centre Pallassana	7
Family Health Centre Peringottukurissi	6
Family Health Centre Puthucode	6
Family Health Centre Ayalur	5
Community Health Centre Nanniode	4
Family Health Centre Anakkatty	4
Family Health Centre Kalladikode	4
Family Health Centre Kappoor	4
Family Health Centre Kollengode	4
Family Health Centre Pattithara	4
Family Health Centre Pookkottukavu	4
Family Health Centre Pudur	4
Family Health Centre Adakkaputhur	3
Family Health Centre Mathur	3
Family Health Centre Sreekrishnapuram	3
Family Health Centre Kanjirapuzha	2
Family Health Centre Kumaranellur	2
Family Health Centre Kumbidi	2
Family Health Centre Nellaya	2
Family Health Centre Parali	2

3.1 eHealth Performance - Reception Module

Reception Module is considered to be functional in an institution only if the number of total visits for the month is of minimum 500.

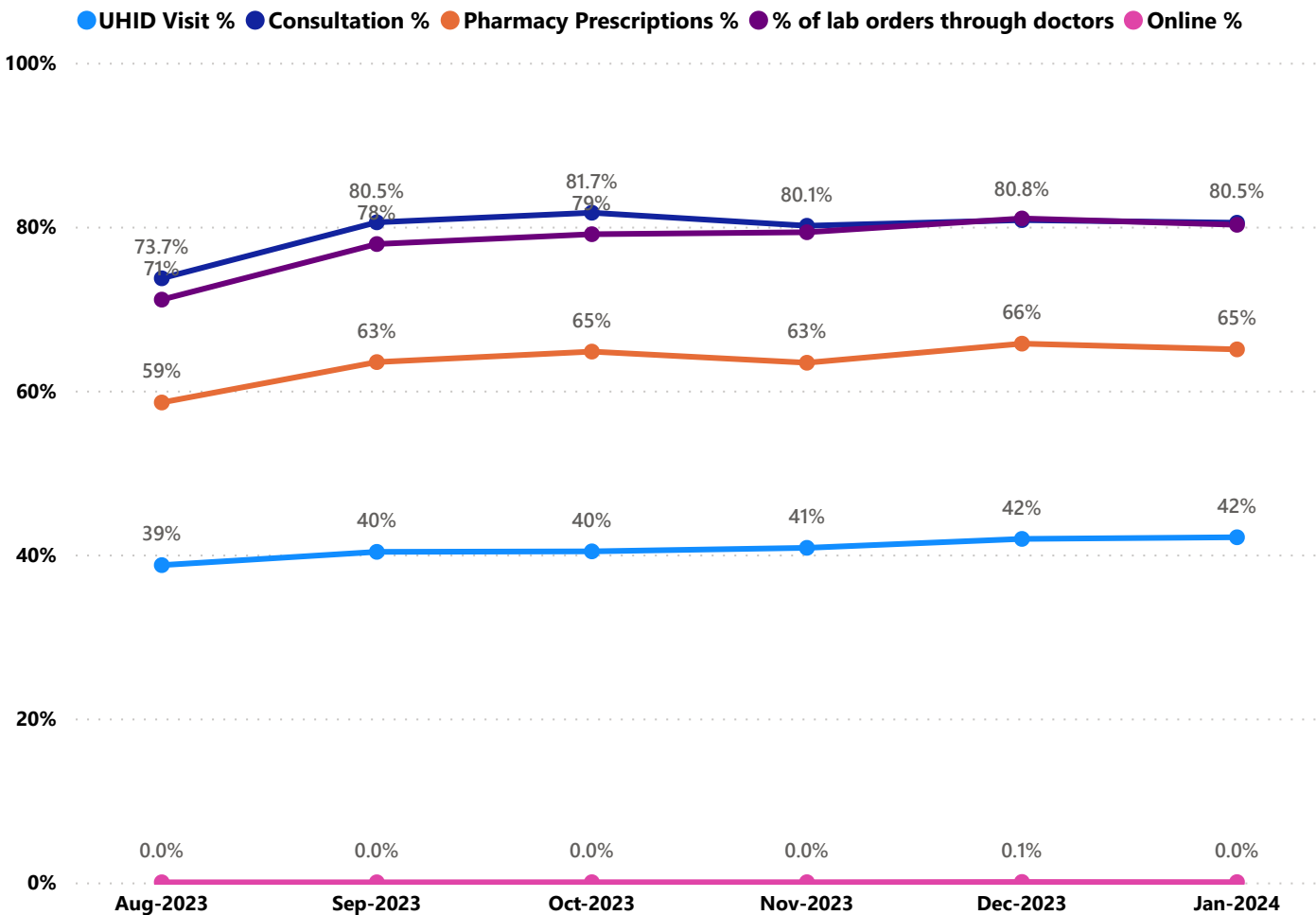
District	Institution Count	Institutions with Reception	% of institutions with Reception
IDUKKI	20	20	100.00%
PATHANAMTHITTA	19	19	100.00%
WAYANAD	17	17	100.00%
PALAKKAD	44	43	97.73%
THIRUVANANTHAPURAM	100	95	95.00%
MALAPPURAM	52	48	92.31%
KOZHIKODE	55	47	85.45%
KASARAGOD	23	19	82.61%
THRISSUR	69	56	81.16%
KANNUR	39	31	79.49%
ALAPPUZHA	31	24	77.42%
ERNAKULAM	53	41	77.36%
KOTTAYAM	31	23	74.19%
KOLLAM	30	22	73.33%

Hospital Name

Family Health Centre Kottopadam

Institutions where the reception module is either not started or not using

3.2 e-Health Performance Trend



- UHID Visit % is calculated as $(UHID\ Visits / Total\ Visit) \times 100$
- Consultation % is calculated as $(Doctor\ Consultation / OP\ Visits) \times 100$
- Pharmacy % is calculated as $(Pharmacy\ Prescriptions / Total\ OP\ Visits) \times 100$
- Lab % is calculated as $(Lab\ orders\ given\ by\ doctors / Total\ Lab\ Orders) \times 100$
- Online % is calculated as $(Online\ appointments\ via\ web\ portal / Total\ OP\ Visits) \times 100$

3.3 e-Health Performance Indicators

Institutions with atleast 100 UHID visits are listed here.

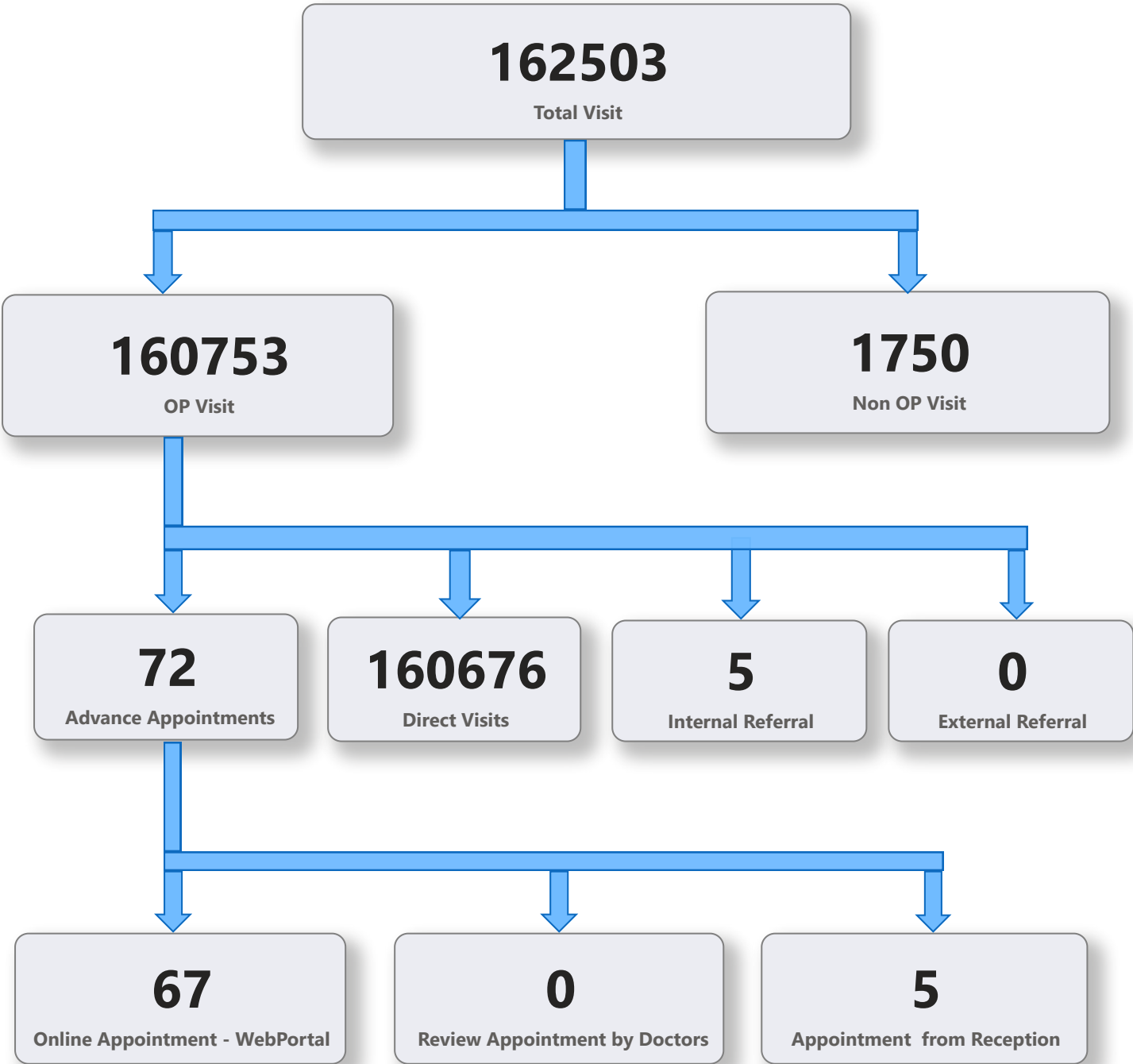
Hospital	UHID Visit %	Consultation %	Pharmacy Prescriptions %	% of Lab Orders given by Doctors
Family Health Centre Kavassery	89.28%	99.08%	92.63%	82.99%
Family Health Centre Mannur	86.88%	97.81%	92.60%	92.00%
Family Health Centre Keralassery	86.83%	98.49%	88.73%	88.89%
Family Health Centre Kizhakkencherry	78.67%	98.90%	90.27%	47.76%
Family Health Centre Pallippuram	78.09%	95.12%	91.61%	91.82%
Family Health Centre Kuthanur	72.64%	98.19%	90.26%	94.57%
Urban Primary Health Centre Diara Street	68.31%	97.93%	89.08%	88.35%
Family Health Centre Puduppariyaram	67.83%	33.64%	0.00%	
Family Health Centre Vaniyamkulam	67.69%	99.85%	93.64%	100.00%
Family Health Centre Ozhalapathy	64.87%	99.03%	88.74%	91.21%
Family Health Centre Vandazhy	64.40%	96.61%	88.16%	75.59%
Family Health Centre Ayalur	64.33%	85.47%	0.00%	83.90%
Family Health Centre Mankara	60.95%	98.56%	92.11%	70.89%
Family Health Centre Kunissery	60.92%	98.05%	88.99%	94.01%
Family Health Centre Puthucode	59.08%	54.66%	49.27%	49.32%
Family Health Centre Peruvemba	52.50%	99.00%	87.92%	93.90%
Family Health Centre Kumbidi	51.76%	95.46%	87.26%	39.16%
Urban Primary Health Centre Kulappully	51.75%	94.53%	94.35%	36.78%
Family Health Centre Kumaranellur	51.56%	91.20%	84.53%	74.42%
Family Health Centre Vannamada	46.91%	96.88%	86.95%	88.89%
Family Health Centre Kanjirapuzha	46.34%	97.75%	88.40%	96.67%
Family Health Centre Nellaya	45.73%	99.23%	91.22%	97.96%
Family Health Centre Parali	45.43%	92.27%	84.92%	88.32%
Family Health Centre Mathur	44.83%	99.18%	78.96%	100.00%
Community Health Centre Nanniode	44.46%	87.53%	78.23%	60.21%
Family Health Centre Peringottukurissi	43.18%	84.56%	0.34%	83.41%
Family Health Centre Vadavannur	36.15%	0.00%	0.00%	
Family Health Centre Adakkaputhur	25.02%	99.83%	90.60%	95.83%
Family Health Centre Sreekrishnapuram	23.85%	99.74%	84.46%	95.22%
Family Health Centre Kappoor	18.08%	96.41%	91.19%	93.18%
Family Health Centre Vellinezhi	16.75%	87.59%	0.00%	
Family Health Centre Pookkottukavu	15.66%	98.71%	91.24%	92.26%
Family Health Centre Muthalamada	15.65%	0.00%	0.00%	
Family Health Centre Pattithara	15.30%	98.86%	90.55%	63.96%
Family Health Centre Chalavara	13.87%	62.19%	42.12%	
Family Health Centre Pudur	12.69%	99.22%	83.76%	97.70%
Family Health Centre Kollengode	10.74%	92.28%	89.71%	72.91%
Government Tribal Speciality Hospital Kottathara	4.59%	0.00%	0.00%	
Family Health Centre Kalladikode	3.95%	90.45%	86.20%	100.00%

4. Status of Modules Usage in Hospitals

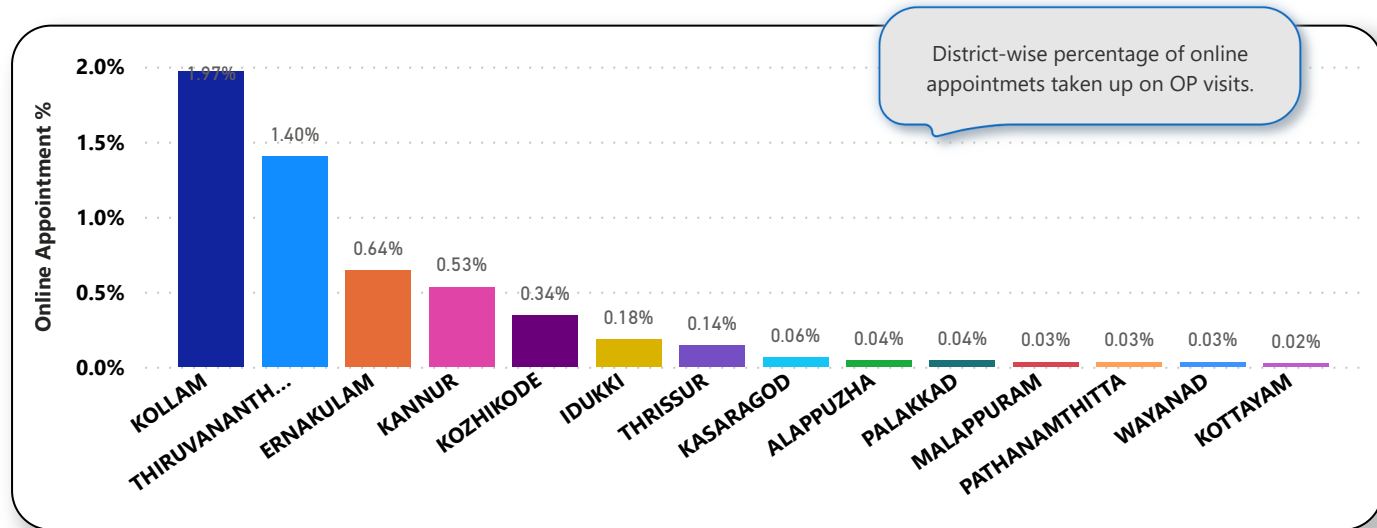
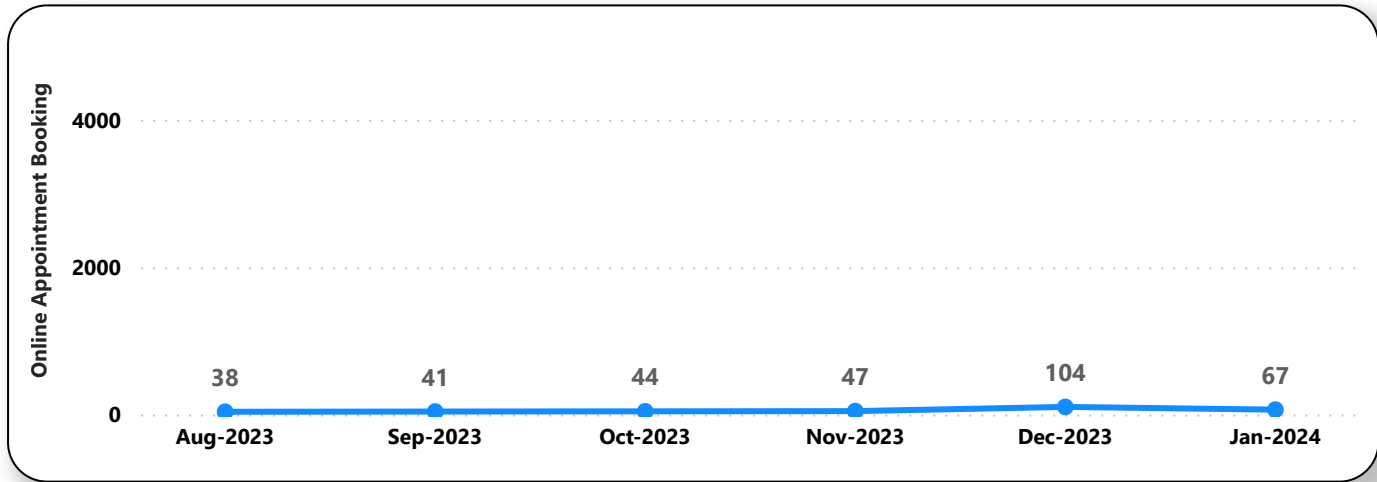
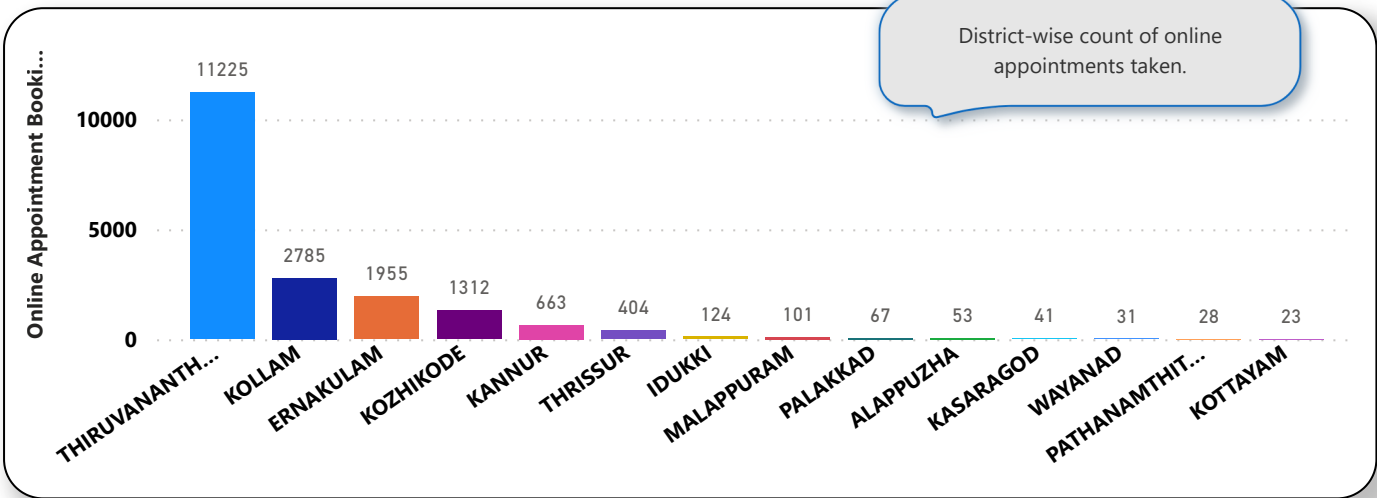
District wise status of live institutions and the count of various modules [Reception, OP Consultation, Lab, Pharmacy] started / functional.

District Name	Live Institutions	Reception	Consultation	Lab	Pharmacy
THIRUVANANTHAPURAM	102	96 (94.1%)	88 (86.3%)	79 (77.5%)	73 (71.6%)
THRISSUR	69	56 (81.2%)	55 (79.7%)	51 (73.9%)	50 (72.5%)
KOZHIKODE	55	47 (85.5%)	34 (61.8%)	38 (69.1%)	34 (61.8%)
ERNAKULAM	53	41 (77.4%)	28 (52.8%)	21 (39.6%)	15 (28.3%)
MALAPPURAM	53	48 (90.6%)	48 (90.6%)	38 (71.7%)	39 (73.6%)
PALAKKAD	44	43 (97.7%)	39 (88.6%)	34 (77.3%)	33 (75.%)
KANNUR	39	31 (79.5%)	29 (74.4%)	21 (53.8%)	25 (64.1%)
ALAPPUZHA	31	24 (77.4%)	21 (67.7%)	21 (67.7%)	21 (67.7%)
KOTTAYAM	31	23 (74.2%)	21 (67.7%)	16 (51.6%)	20 (64.5%)
KOLLAM	30	22 (73.3%)	22 (73.3%)	22 (73.3%)	22 (73.3%)
KASARAGOD	23	19 (82.6%)	15 (65.2%)	14 (60.9%)	15 (65.2%)
IDUKKI	20	20 (100.%)	19 (95.%)	16 (80.%)	18 (90.%)
PATHANAMTHITTA	19	19 (100.%)	16 (84.2%)	12 (63.2%)	15 (78.9%)
WAYANAD	17	17 (100.%)	17 (100.%)	16 (94.1%)	17 (100.%)
Total	586	506 (86.3%)	452 (77.1%)	399 (68.1%)	397 (67.7%)

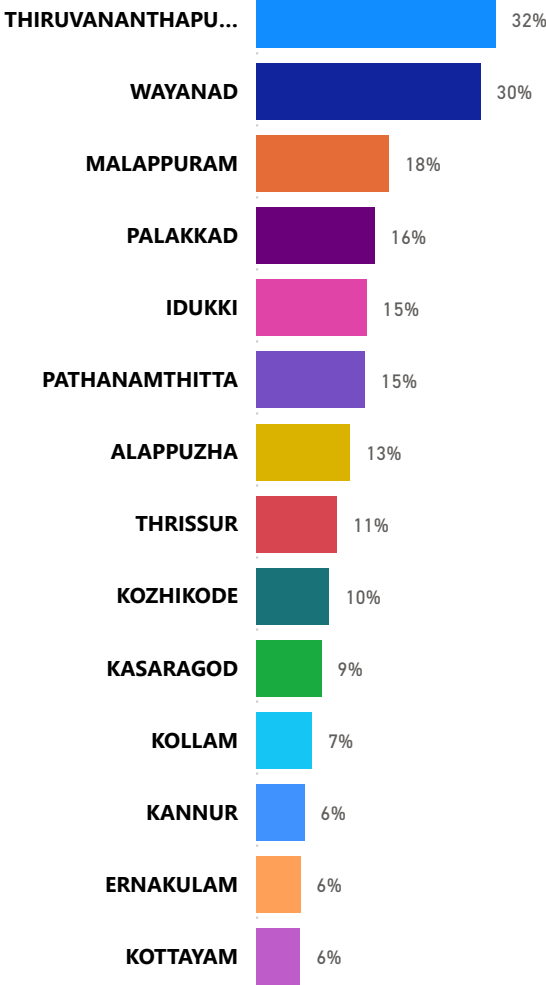
5. Appointment Booking in Hospitals (except Medical Colleges)



5. 1 Online Appointment Booking in Hospitals (except Medical Colleges)



6. eHealth Performance - Reach



Reach indicates the percentage of population availing services through eHealth. The formula used to calculate is (Number of UHID registered / Population) * 100 %.