

1. eHealth Kerala - Vital Statistics

Hospital Type	Live Institutions
Family Health Centre	17
General Hospital	1
Medical College Hospital	1
Urban Primary Health Centre	1
Total	20

2. eHealth - District Ranking Matrix Based on Performance of all Institutions (except Medical Colleges)

The ranking matrix showcase the district performance in providing eHealth services through all institutions (except Medical Colleges) based on six different parameters. These parameters include whether the reception module is started or not, UHID Visits, Doctor Consultation, Pharmacy Prescriptions by doctors, Percentage of lab orders through doctors and number of Live Institutions. Based on the ranking, the districts are classified into three broad categories, the best performing districts, the average performing districts and the low performing districts.

The best performing districts should strive to continue to remain in the same position, whereas the average performing as well as the low performing districts should strive to reach to the 'top four' league.

The ranking matrix for the current month January '24 along with previous two months are as given in the table .

District	November	December	January
WAYANAD	1	1	1
IDUKKI	3	3	2
PALAKKAD	3	3	2
MALAPPURAM	4	4	3
PATHANAMTHITTA	2	2	3
THIRUVANANTHAPURAM	6	6	4
THRISSUR	5	5	4
KANNUR	6	5	5
KASARAGOD	7	6	5
KOLLAM	6	6	5
KOZHIKODE	6	6	5
ALAPPUZHA	6	6	6
KOTTAYAM	5	5	6
ERNAKULAM	8	7	7

- Best performing
- Average performing
- Low performing

3. eHealth - Institution Level Ranking (except Medical Colleges)

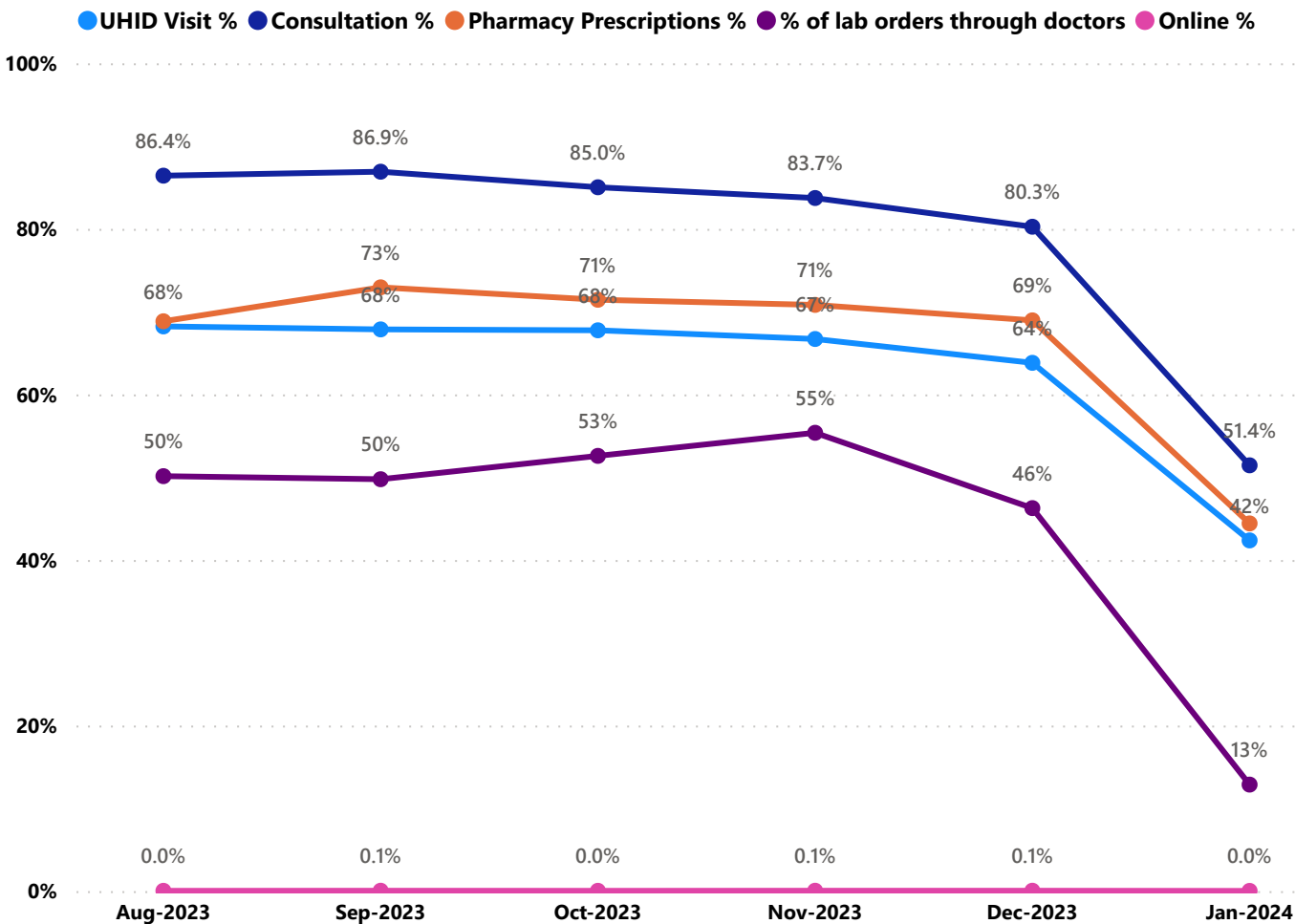
Hospital	Rank
Family Health Centre Chandanappally	1
Family Health Centre Chenneerkara	1
Family Health Centre Ezhamkulam	1
Family Health Centre Kadammanitta	1
Family Health Centre Koipuram	1
Family Health Centre Kottangal	1
Family Health Centre Mezhuveli	1
Family Health Centre Pallickal	1
Family Health Centre Thannithode	1
Family Health Centre Vadasserikkara	1
Urban Family Health Centre Thiruvalla	1
Family Health Centre Othera	2
Family Health Centre Pandalam	2
Family Health Centre Anicadu	3
Family Health Centre Naranammoozhy	4
Family Health Centre Niranam	5
Family Health Centre Chittar	6
Family Health Centre Vechoochira	7
General Hospital Pathanamthitta	8

3.1 eHealth Performance - Reception Module

Reception Module is considered to be functional in an institution only if the number of total visits for the month is of minimum 500.

District	Institution Count	Institutions with Reception	% of institutions with Reception
IDUKKI	20	20	100.00%
PATHANAMTHITTA	19	19	100.00%
WAYANAD	17	17	100.00%
PALAKKAD	44	43	97.73%
THIRUVANANTHAPURAM	100	95	95.00%
MALAPPURAM	52	48	92.31%
KOZHIKODE	55	47	85.45%
KASARAGOD	23	19	82.61%
THRISSUR	69	56	81.16%
KANNUR	39	31	79.49%
ALAPPUZHA	31	24	77.42%
ERNAKULAM	53	41	77.36%
KOTTAYAM	31	23	74.19%
KOLLAM	30	22	73.33%

3.2 e-Health Performance Trend



- UHID Visit % is calculated as $(UHID\ Visits / Total\ Visit) \times 100$
- Consultation % is calculated as $(Doctor\ Consultation / OP\ Visits) \times 100$
- Pharmacy % is calculated as $(Pharmacy\ Prescriptions / Total\ OP\ Visits) \times 100$
- Lab % is calculated as $(Lab\ orders\ given\ by\ doctors / Total\ Lab\ Orders) \times 100$
- Online % is calculated as $(Online\ appointments\ via\ web\ portal / Total\ OP\ Visits) \times 100$

3.3 e-Health Performance Indicators

Institutions with atleast 100 UHID visits are listed here.

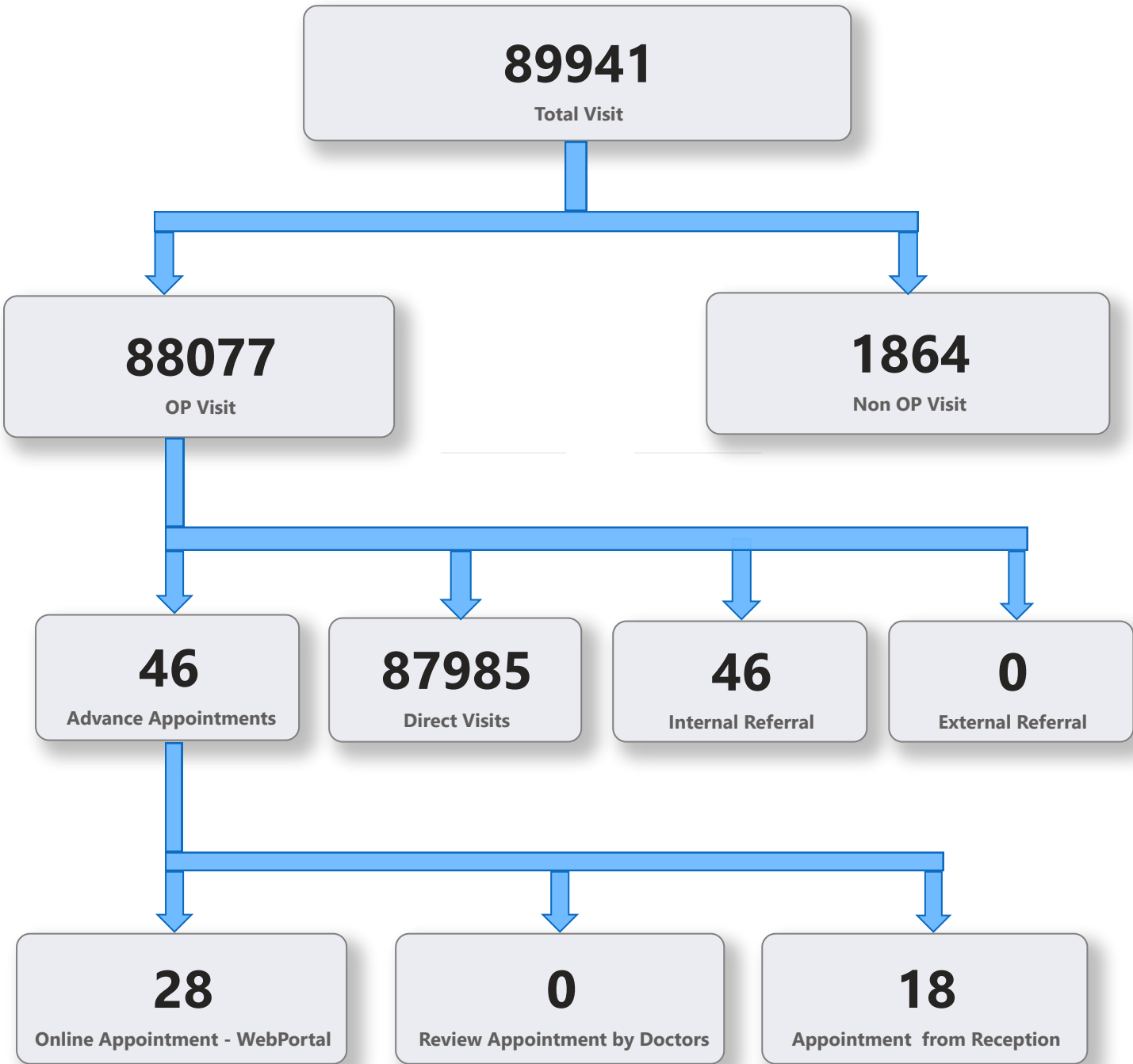
Hospital	UHID Visit %	Consultation %	Pharmacy Prescriptions %	% of Lab Orders given by Doctors
Family Health Centre Naranammoozhy	88.83%	98.26%	93.32%	
Family Health Centre Anicadu	87.63%	88.32%	77.14%	44.44%
Family Health Centre Kottangal	86.32%	99.07%	90.94%	60.74%
Family Health Centre Thannithode	85.29%	94.16%	87.12%	49.78%
Family Health Centre Mezhuveli	81.53%	97.97%	91.92%	36.00%
Family Health Centre Vadasserikkara	81.49%	98.58%	90.59%	75.68%
Family Health Centre Pallickal	80.50%	99.08%	91.83%	41.76%
Urban Family Health Centre Thiruvalla	79.27%	96.68%	91.65%	100.00%
Family Health Centre Kadammanitta	73.71%	94.28%	88.82%	19.70%
Family Health Centre Ezhamkulam	71.86%	97.84%	90.68%	57.30%
Family Health Centre Chenneerkara	64.87%	98.42%	91.41%	26.18%
Family Health Centre Koipuram	64.40%	99.52%	91.64%	79.63%
Family Health Centre Chandanappally	63.37%	97.38%	87.24%	72.41%
Family Health Centre Chittar	58.08%	0.00%	0.00%	0.00%
Family Health Centre Othera	54.68%	95.30%	84.70%	57.14%
Family Health Centre Pandalam	51.60%	97.50%	82.79%	55.25%
Family Health Centre Niranam	43.74%	75.43%	0.74%	46.26%
Family Health Centre Vechoochira	37.15%	5.96%	0.00%	
General Hospital Pathanamthitta	2.19%	0.00%	0.00%	0.00%

4. Status of Modules Usage in Hospitals

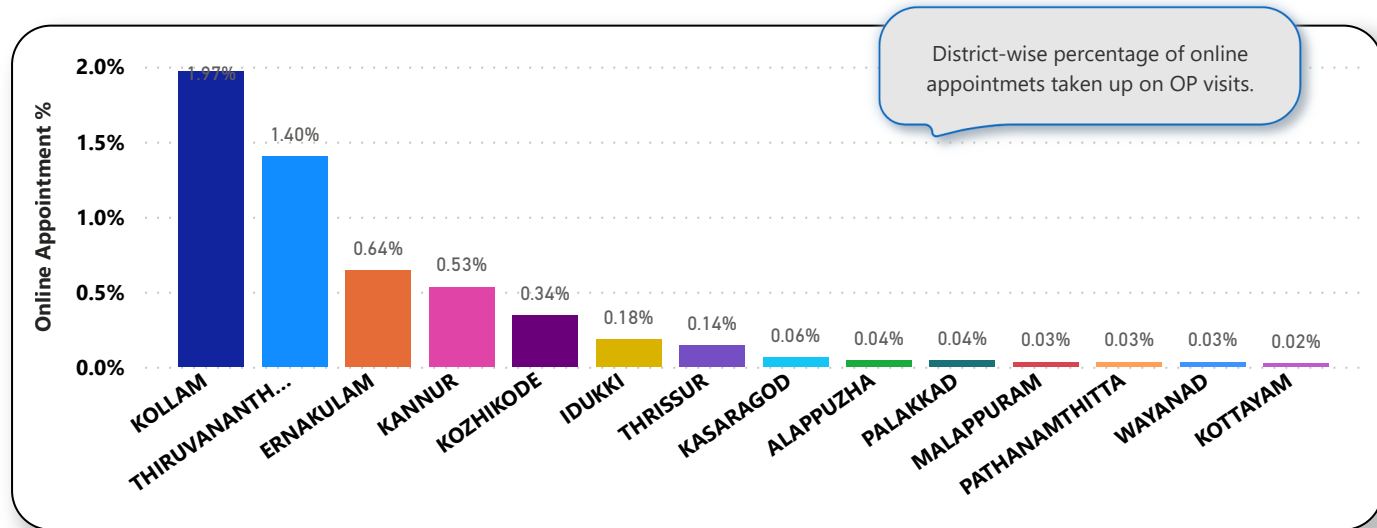
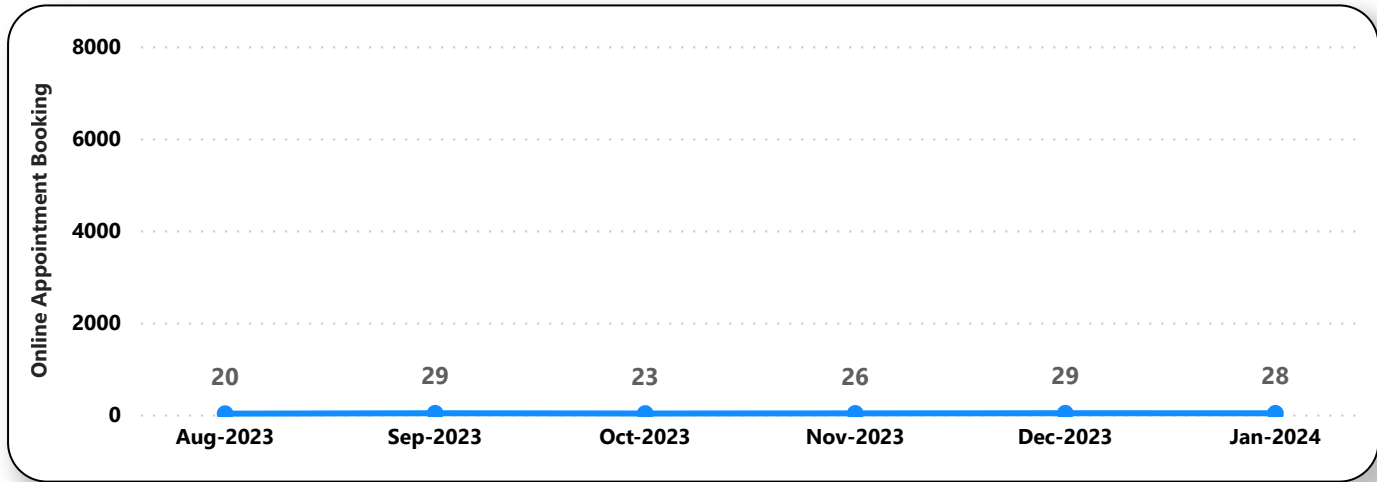
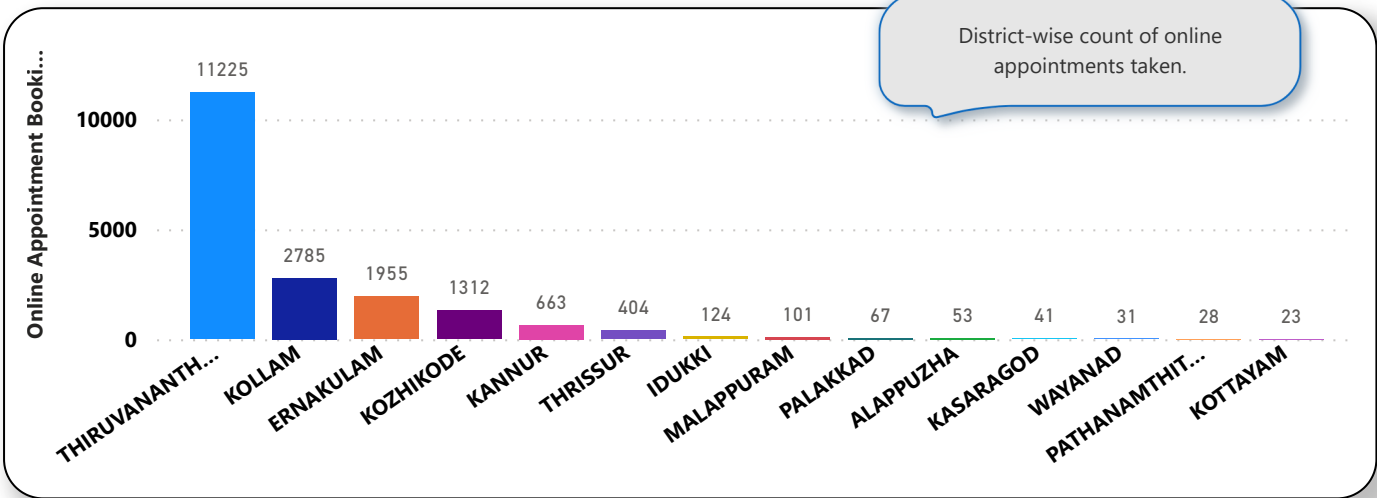
District wise status of live institutions and the count of various modules
[Reception, OP Consultation, Lab, Pharmacy] started / functional.

District Name	Live Institutions	Reception	Consultation	Lab	Pharmacy
THIRUVANANTHAPURAM	102	96 (94.1%)	88 (86.3%)	79 (77.5%)	73 (71.6%)
THRISSUR	69	56 (81.2%)	55 (79.7%)	51 (73.9%)	50 (72.5%)
KOZHIKODE	55	47 (85.5%)	34 (61.8%)	38 (69.1%)	34 (61.8%)
ERNAKULAM	53	41 (77.4%)	28 (52.8%)	21 (39.6%)	15 (28.3%)
MALAPPURAM	53	48 (90.6%)	48 (90.6%)	38 (71.7%)	39 (73.6%)
PALAKKAD	44	43 (97.7%)	39 (88.6%)	34 (77.3%)	33 (75.%)
KANNUR	39	31 (79.5%)	29 (74.4%)	21 (53.8%)	25 (64.1%)
ALAPPUZHA	31	24 (77.4%)	21 (67.7%)	21 (67.7%)	21 (67.7%)
KOTTAYAM	31	23 (74.2%)	21 (67.7%)	16 (51.6%)	20 (64.5%)
KOLLAM	30	22 (73.3%)	22 (73.3%)	22 (73.3%)	22 (73.3%)
KASARAGOD	23	19 (82.6%)	15 (65.2%)	14 (60.9%)	15 (65.2%)
IDUKKI	20	20 (100.%)	19 (95.%)	16 (80.%)	18 (90.%)
PATHANAMTHITTA	19	19 (100.%)	16 (84.2%)	12 (63.2%)	15 (78.9%)
WAYANAD	17	17 (100.%)	17 (100.%)	16 (94.1%)	17 (100.%)
Total	586	506 (86.3%)	452 (77.1%)	399 (68.1%)	397 (67.7%)

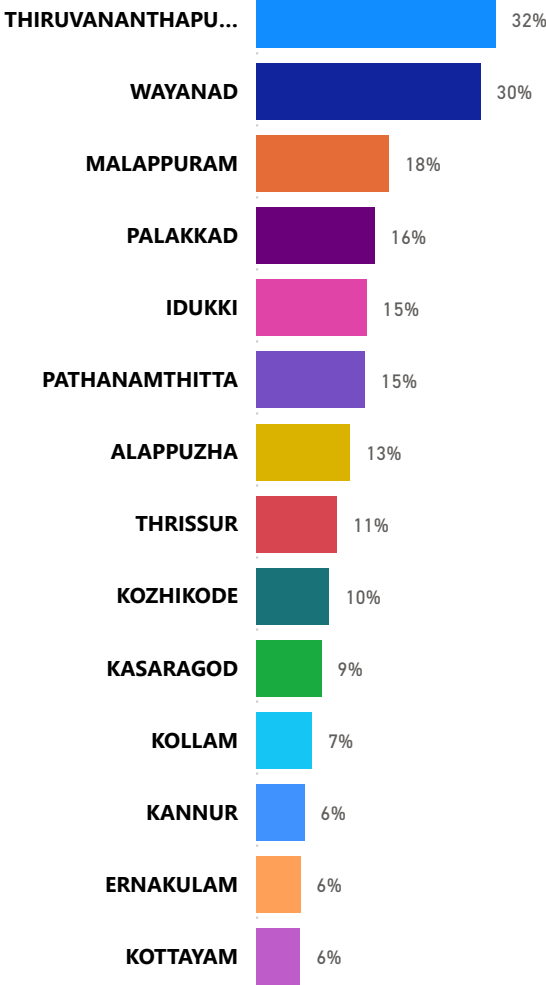
5. Appointment Booking in Hospitals (except Medical Colleges)



5. 1 Online Appointment Booking in Hospitals (except Medical Colleges)



6. eHealth Performance - Reach



Reach indicates the percentage of population availing services through eHealth. The formula used to calculate is (Number of UHID registered / Population) * 100 %.