

1. eHealth Kerala - Vital Statistics

Hospital Type	Live Institutions
Family Health Centre	449
Urban Primary Health Centre	50
Community Health Centre	27
Medical College Hospital	16
General Hospital	12
Taluk Headquarters Hospital	12
Taluk Hospital	10
District Hospital	6
Specialty Hospital - Women Children	6
Primary Health Centre	4
Public Health Laboratory	2
Specialty Hospital	2
District TB Centre	1
Empanelled Diagnostic Centre	1
Government Dispensary	1
Specialty Hospital - Mental Health	1
Specialty Hospital - Pulmonary Medicine	1
Specialty Hospital - Tribal	1
Total	602

2. eHealth - District Ranking Matrix Based on Performance of all Institutions (except Medical Colleges)

The ranking matrix showcase the district performance in providing eHealth services through all institutions (except Medical Colleges) based on six different parameters. These parameters include whether the reception module is started or not, UHID Visits, Doctor Consultation, Pharmacy Prescriptions by doctors, Percentage of lab orders through doctors and number of Live Institutions. Based on the ranking, the districts are classified into three broad categories, the best performing districts, the average performing districts and the low performing districts.

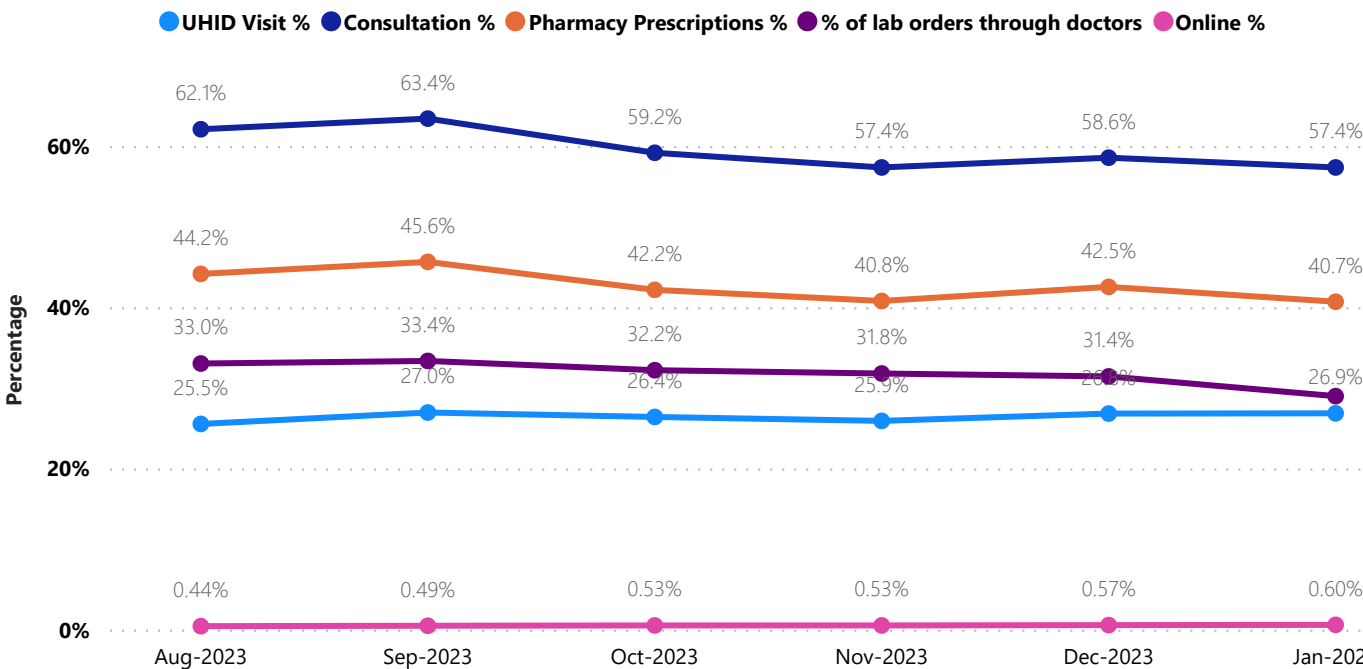
The best performing districts should strive to continue to remain in the same position, whereas the average performing as well as the low performing districts should strive to reach to the 'top four' league.

The ranking matrix for the current month January '24 along with previous two months are as given in the table .

- Best performing
- Average performing
- Low performing

District	November	December	January
WAYANAD	1	1	1
IDUKKI	3	3	2
PALAKKAD	3	3	2
MALAPPURAM	4	4	3
PATHANAMTHITTA	2	2	3
THIRUVANANTHAPURAM	6	6	4
THRISSUR	5	5	4
KANNUR	6	5	5
KASARAGOD	7	6	5
KOLLAM	6	6	5
KOZHIKODE	6	6	5
ALAPPUZHA	6	6	6
KOTTAYAM	5	5	6
ERNAKULAM	8	7	7

3. eHealth - State Performance Trend (except Medical Colleges)



3. eHealth - Institution Level Ranking (except Medical Colleges)

Hospital	State Rank
Family Health Center Noolpuzha	1
Family Health Centre Ambalavayal	1
Family Health Centre Anakudy	1
Family Health Centre Arakulam	1
Family Health Centre Aroor	1
Family Health Centre Athanikkal	1
Family Health Centre Chandanappally	1
Family Health Centre Cheeral	1
Family Health Centre Chenneerkara	1
Family Health Centre Cheruthana	1
Family Health Centre Chethalayam	1
Family Health Centre Chokkad	1
Family Health Centre Edavilangu	1
Family Health Centre Elamdesom	1
Family Health Centre Ezhamkulam	1
Family Health Centre Ezhukone Pavithreswaram	1
Family Health Centre Kadammanitta	1
Family Health Centre Karalam	1
Family Health Centre Kavassery	1
Family Health Centre Keralassery	1
Family Health Centre Kizhakkencherry	1
Family Health Centre Koipuram	1
Family Health Centre Kottangal	1
Family Health Centre Kottathara	1
Family Health Centre Kottukal	1
Family Health Centre Kudayathur	1
Family Health Centre Kumaramangalam	1
Family Health Centre Kunissery	1
Family Health Centre Kuthanur	1
Family Health Centre Mankara	1
Family Health Centre Mannur	1
Family Health Centre Meenachil	1
Family Health Centre Meppady	1
Family Health Centre Mezhuveli	1
Family Health Centre Moonnilavu	1
Family Health Centre Moorkkanad	1
Family Health Centre Munambam	1
Family Health Centre Ozhalapathy	1

Hospital	State Rank
Family Health Centre Alangad	16
Family Health Centre Chekkiad	16
Family Health Centre Mokeri	16
Family Health Centre Pallithodu	16
Family Health Centre Puthiyangadi Fisheries	16
Family Health Centre Veliyancode	16
General Hospital Kasaragod	16
General Hospital Pala	16
Taluk Head Quarters Hospital Kuthuparamba	16
Taluk Hospital Palluruthy	16
Family Health Centre Cherukavu	15
General Hospital Kottayam	15
Community Health Centre Vellanaad	14
Family Health Centre	14
Family Health Centre Ajanur	14
Family Health Centre Cheranelloore	14
Family Health Centre Karassery	14
Family Health Centre Karavalur	14
Family Health Centre Nayarambalm	14
Family Health Centre Palakuzha	14
Family Health Centre Punneyur	14
Family Health Centre Vattamkulam	14
Mental Health Centre Peroorkada	14
Taluk Headquarters Hospital Attingal	14
Community Health Centre Anchuthengu	13
Community Health Centre Cherpu	13
Community Health Centre Kanyakulangara	13
Community Health Centre Puthenthope	13
District Hospital Mavelikara	13
District Hospital Nedumangad	13
District Model Hospital Peroorkada	13
Family Health Centre Ayyampuzha	13
Family Health Centre Edavanakkad	13
Family Health Centre Gothuruth	13
Family Health Centre Karakurissi	13
Family Health Centre Kayakkody	13
Family Health Centre Kottayam Malabar	13
Family Health Centre Kottur	13

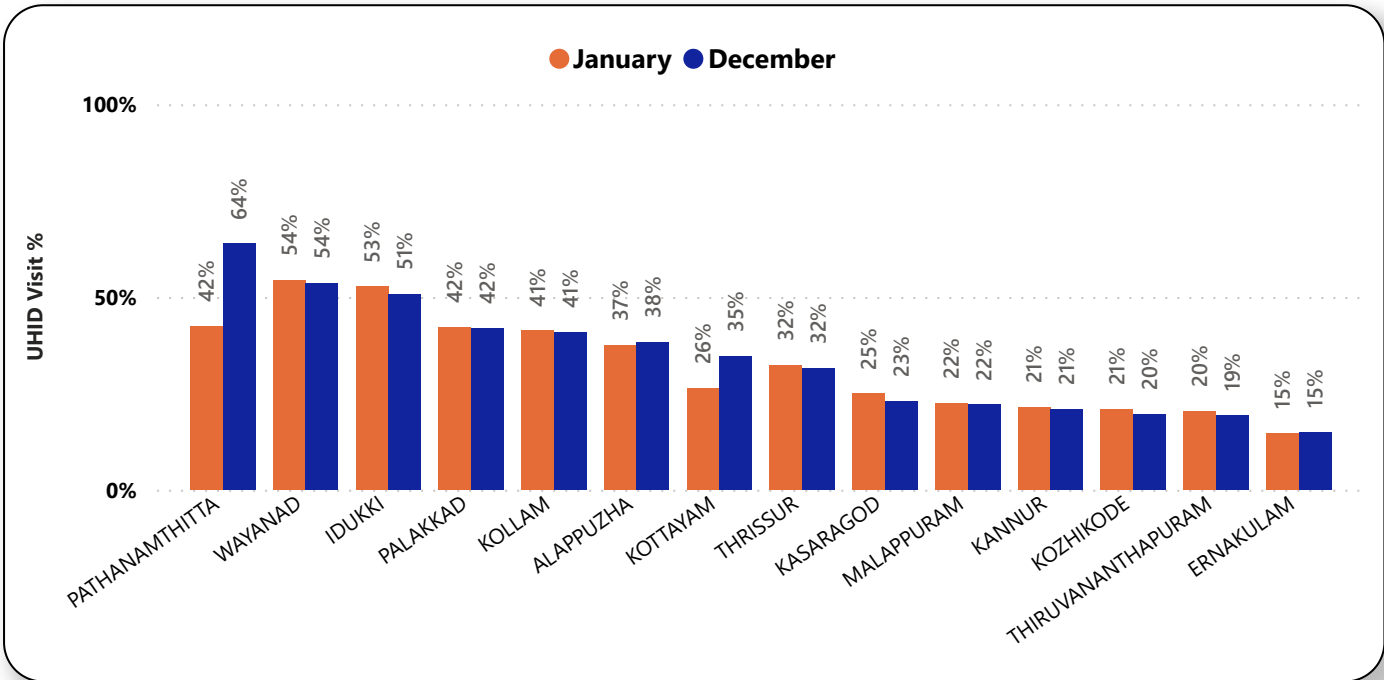
3.1 eHealth Performance - Reception Module

Reception Module is considered to be functional in an institution only if the number of total visits for the month is of minimum 500.

District	Institution Count	Institutions with Reception	% of institutions with Reception
IDUKKI	20	20	100.00%
PATHANAMTHITTA	19	19	100.00%
WAYANAD	17	17	100.00%
PALAKKAD	44	43	97.73%
THIRUVANANTHAPURAM	100	95	95.00%
MALAPPURAM	52	48	92.31%
KOZHIKODE	55	47	85.45%
KASARAGOD	23	19	82.61%
THRISSUR	69	56	81.16%
KANNUR	39	31	79.49%
ALAPPUZHA	31	24	77.42%
ERNAKULAM	53	41	77.36%
KOTTAYAM	31	23	74.19%
KOLLAM	30	22	73.33%

3.2 e-Health Performance - UHID Visits

UHID Visit % is calculated as (UHID Visits / Total Visit) *100



Institutions based on UHID Visits

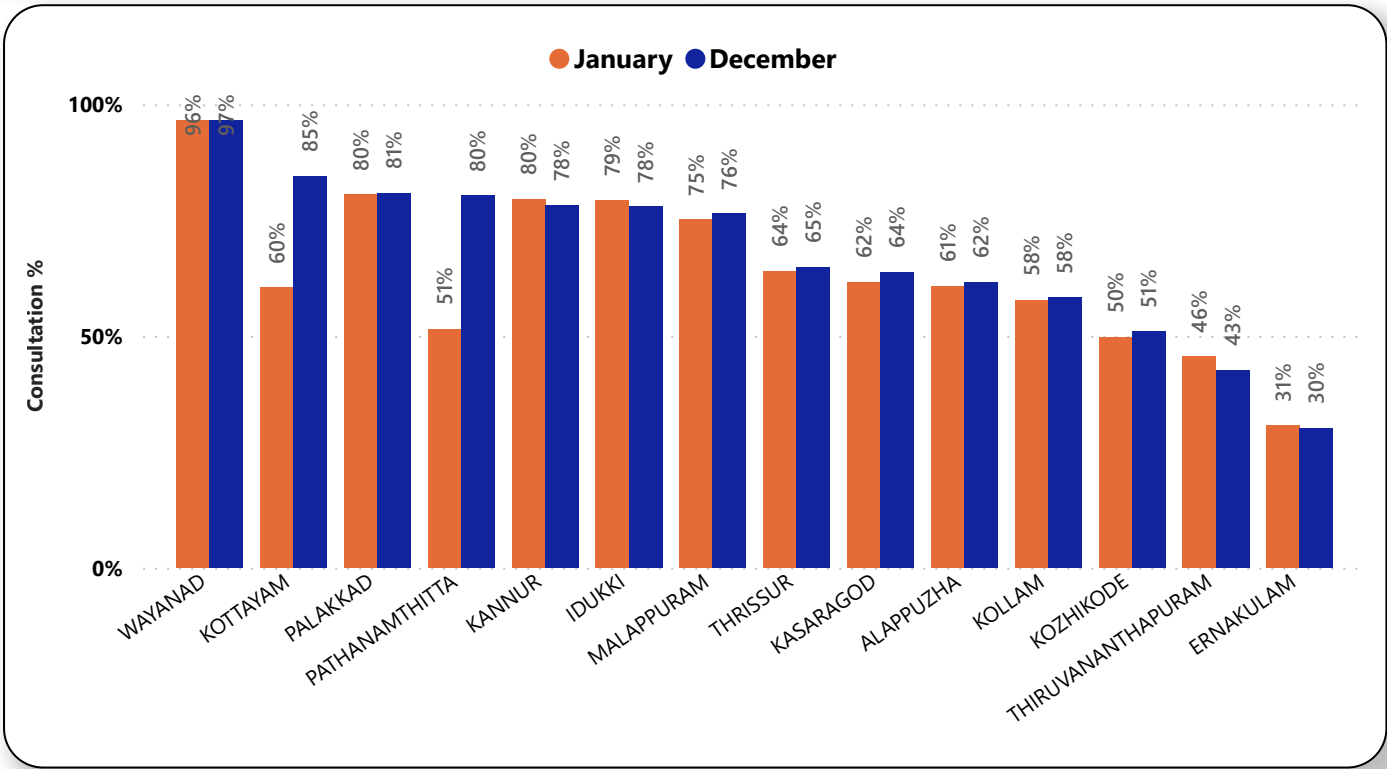
Institutions with atleast 100 UHID visits are listed here.

Hospital	UHID Visit %
C Kesavan Memorial Family Health Centre Mayyanad	51.50%
Chest Diseases Hospital Pulayanarkottah	9.57%
Coastal Speciality Hospital Valiyathura	3.51%
Community Health Centre Pattiam	5.77%
Community Health Centre Anchuthengu	4.72%
Community Health Centre Andoorkonam	20.33%
Community Health Centre Aryanad	52.70%
Community Health Centre Cherpu	3.11%
Community Health Centre Iranimuttom	7.25%
Community Health Centre Kallara	27.30%
Community Health Centre Kanyakulangara	14.03%
Community Health Centre Kesavapuram	12.96%

Hospital	UHID Visit %
General Hospital Thrissur	0.47%
Taluk Hospital Nadapuram	0.51%
General Hospital Kanjirapally	0.53%
Taluk Headquarters Hospital Fort Kochi	0.73%
Family Health Centre Kakkanad	1.27%
Family Health Centre Chaliyam	1.75%
General Hospital Pathanamthitta	2.19%
District Hospital Aluva	2.57%
District Hospital Nedumangad	2.59%
Community Health Centre Perumkadavila	2.68%
Family Health Centre Pandikkad	2.78%
Community Health Centre Cherpu	3.11%
Taluk Headquarters Hospital Chiravinkkeezh	3.13%

3.3 e-Health Performance - Doctor Consultation

Consultation % is calculated as (Doctor Consultation / OP Visits) *100



Doctor Consultation Percentage in all Institutions

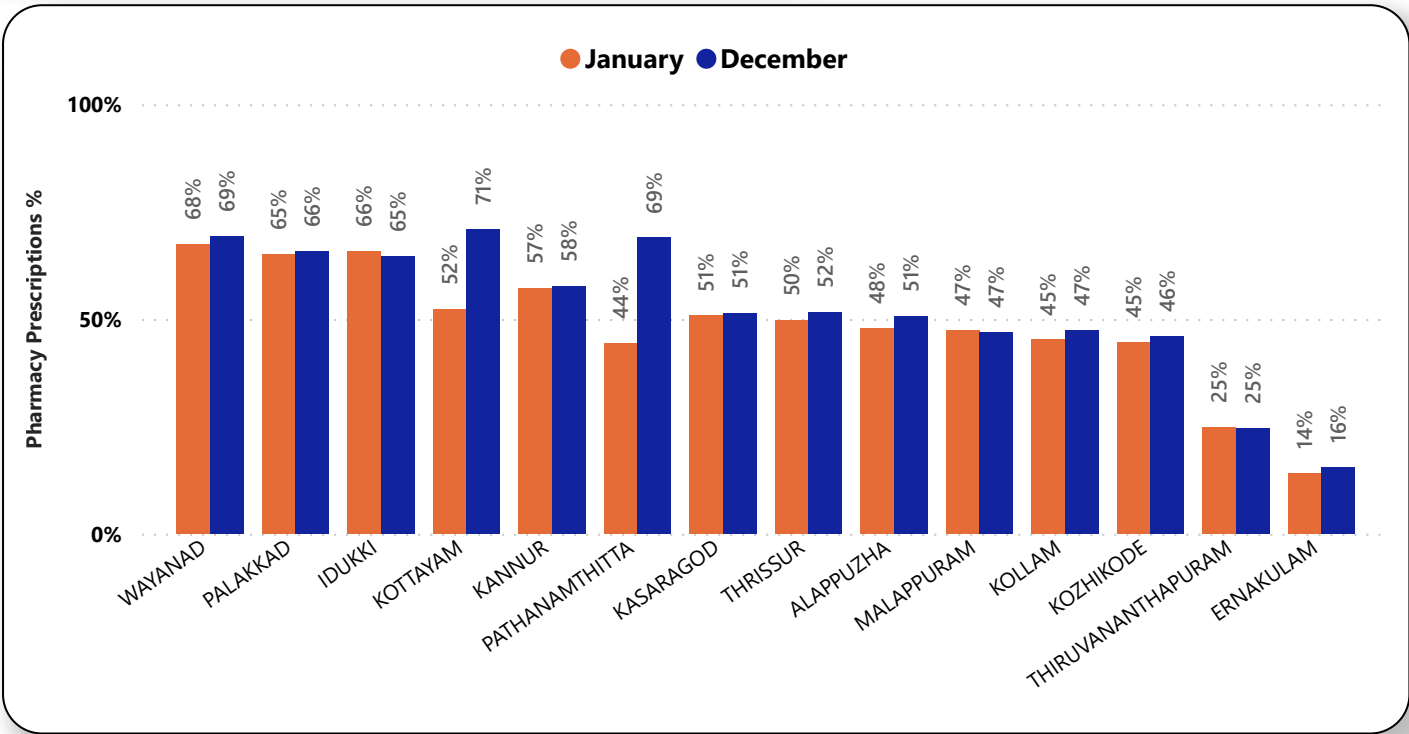
Institutions with atleast 100 UHID visits are listed here.

Hospital	Doctor Consultation %
Family Health Centre Amachal New	99.93%
Family Health Centre Arthat	99.92%
Family Health Centre Ezhukone Pavithreswaram	99.90%
Family Health Centre Parappanangadi	99.90%
Family Health Centre Brahmamangalam	99.88%
Family Health Centre Kallikkad New	99.88%
Family Health Centre Chethalayam	99.87%
Family Health Centre Kunnamangalam	99.86%
Family Health Centre Pookode	99.86%
Family Health Centre Velur	99.86%
Family Health Centre Varivankulam	99.85%

Hospital	Doctor Consultation %
Community Health Centre Kallara	0.00%
Community Health Centre Ulliyeri	0.00%
District Hospital Vadakara	0.00%
Family Health Centre Chengottukavu	0.00%
Family Health Centre Cherthala South	0.00%
Family Health Centre Chittar	0.00%
Family Health Centre Edavanakkad	0.00%
Family Health Centre Irivallur	0.00%
Family Health Centre Karthikappally	0.00%
Family Health Centre Kayakkody	0.00%
Family Health Centre Kodyiyathur	0.00%

3.4 e-Health Performance - Pharmacy Usage

Pharmacy % is calculated as (Pharmacy Prescriptions/ Total OP Visits) *100



Pharmacy Usage in all Institutions

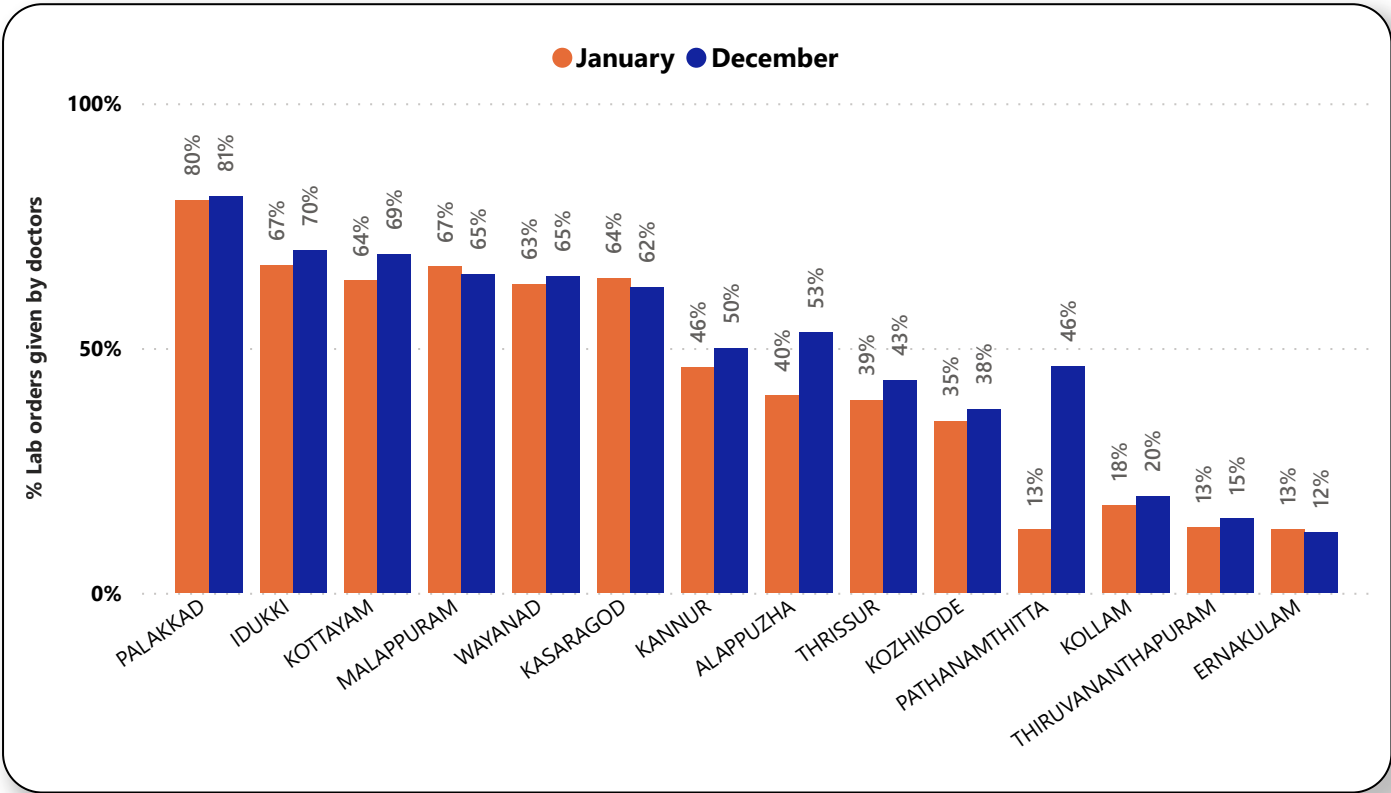
Institutions with atleast 100 UHID visits are listed here.

Hospital	Pharmacy Usage %
Family Health Centre Brahmamangalam	100.00%
Family Health Centre Moonnilavu	100.00%
Family Health Centre Paippad	100.00%
Family Health Centre Vellavoor	100.00%
Urban Primary Health Centre Nileshwaram	98.89%
Urban Health Welness Center Payyampally	98.88%
Family Health Centre Kumbadaje	97.06%
Family Health Centre Manarcad	96.81%
Urban Primary Health Centre Perunna	96.33%
Family Health Centre Atholi	94.85%
Family Health Centre Mulavukad	94.80%
Family Health Centre Kottathara	94.40%

Hospital	Pharmacy Usage %
Community Health Centre Pattiam	0.00%
Community Health Centre Kallara	0.00%
Community Health Centre Ulliyeri	0.00%
Community Health Centre Vellarada	0.00%
District Hospital Nedumangad	0.00%
District Hospital Vadakara	0.00%
Ek Nayanar Memorial Govt. Women And Children Hospital Mangattuparamba	0.00%
Family Health Centre Alamkode	0.00%
Family Health Centre Ayalur	0.00%
Family Health Centre Chengottukavu	0.00%
Family Health Centre Cherthala South	0.00%

3.5 e-Health Performance - Lab Usage

Lab % is calculated as (Lab orders given by doctors / Total Lab Orders) *100



Lab Usage in all Institutions

Institutions with atleast 100 UHID visits are listed here.

Hospital	Lab Usage %
Coastal Speciality Hospital Valiyathura	100.00%
District Hospital Aluva	100.00%
Family Health Centre Arattupuzha	100.00%
Family Health Centre Chattanchal	100.00%
Family Health Centre Cherunniyoor	100.00%
Family Health Centre Cheruthana	100.00%
Family Health Centre Chettikulangara	100.00%
Family Health Centre Kalladikode	100.00%
Family Health Centre Kalliassery	100.00%
Family Health Centre Kodanadu	100.00%
Family Health Centre Koonammavu	100.00%
Family Health Centre Kudayathur	100.00%

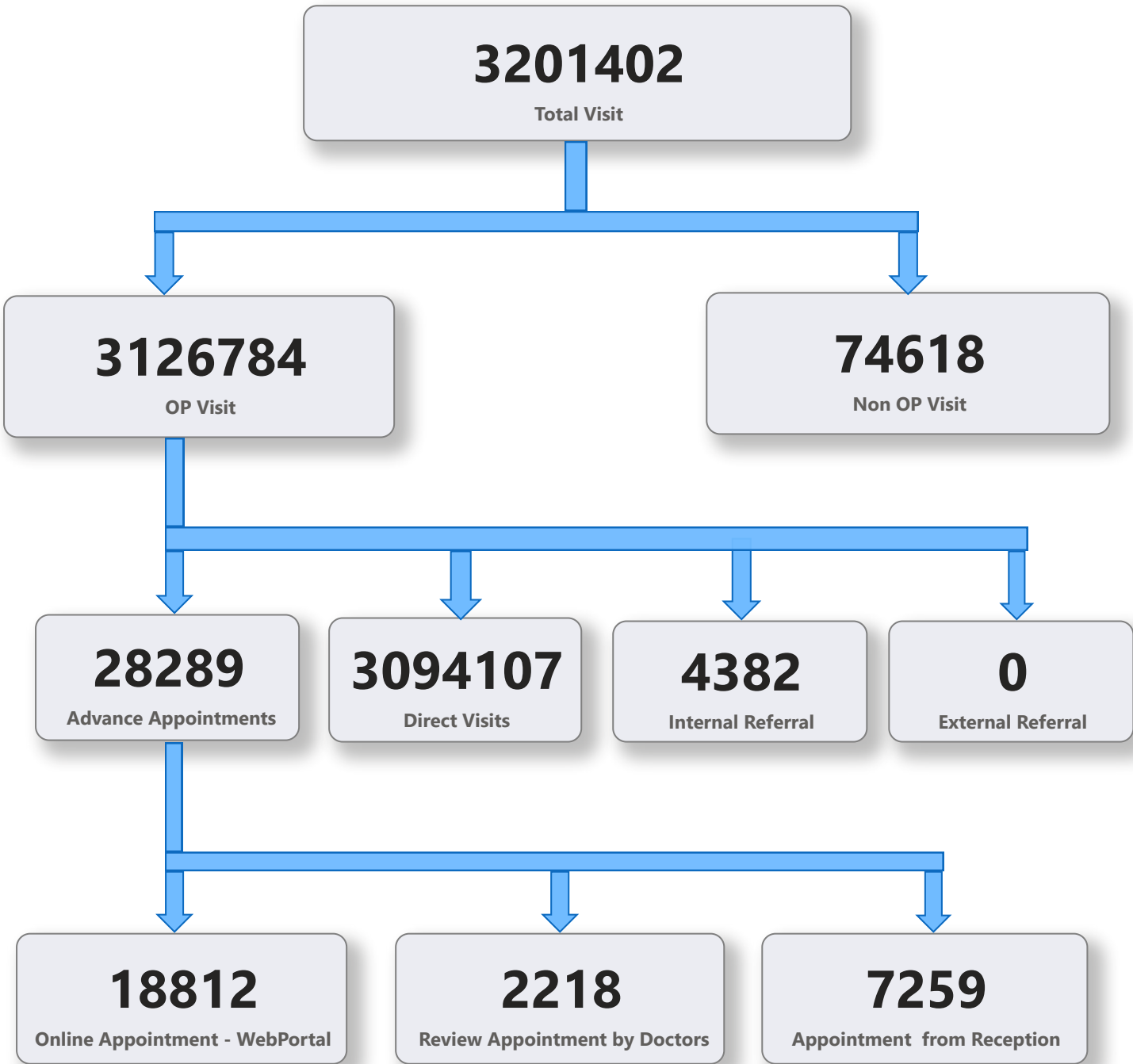
Hospital	Lab Usage %
Community Health Centre Anchuthengu	0.00%
Community Health Centre Andoorkonam	0.00%
Community Health Centre Aryanad	0.00%
Community Health Centre Cherpu	0.00%
Community Health Centre Kallara	0.00%
Community Health Centre Poovar	0.00%
Community Health Centre Vilappil	0.00%
Family Health Centre Thuvvur	0.00%
Family Health Centre Chittar	0.00%
Family Health Centre Karode	0.00%
Family Health Centre Kodiyaathur	0.00%
Family Health Centre Kottur	0.00%

4. Status of Modules Usage in Hospitals

District wise status of live institutions and the count of various modules [Reception, OP Consultation, Lab, Pharmacy] started / functional.

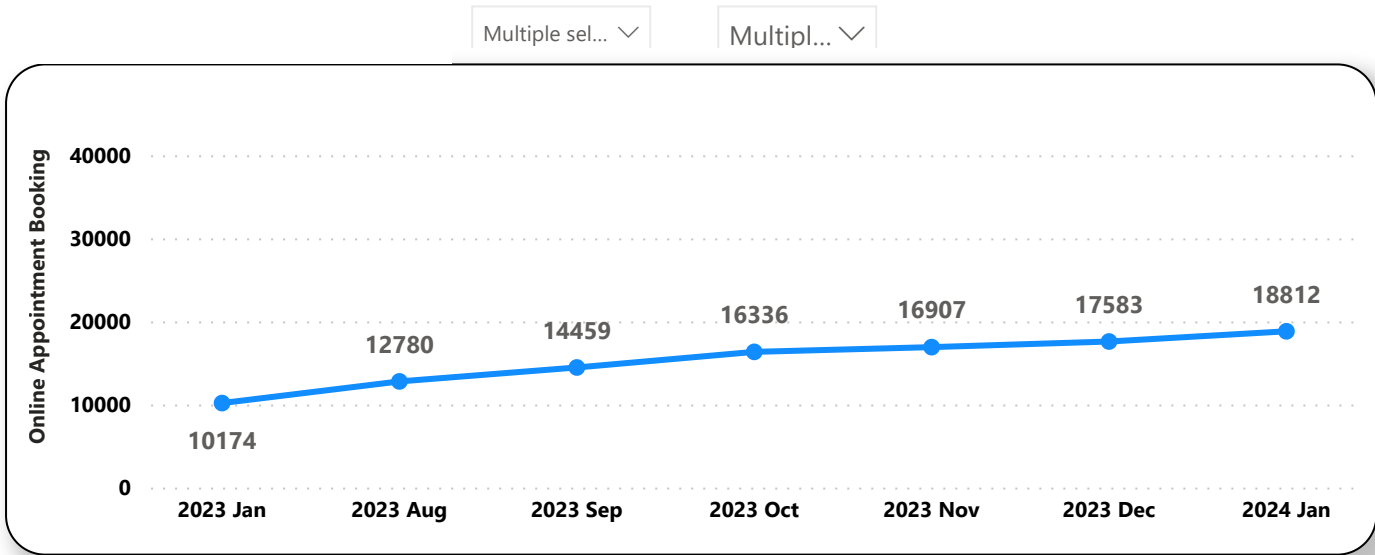
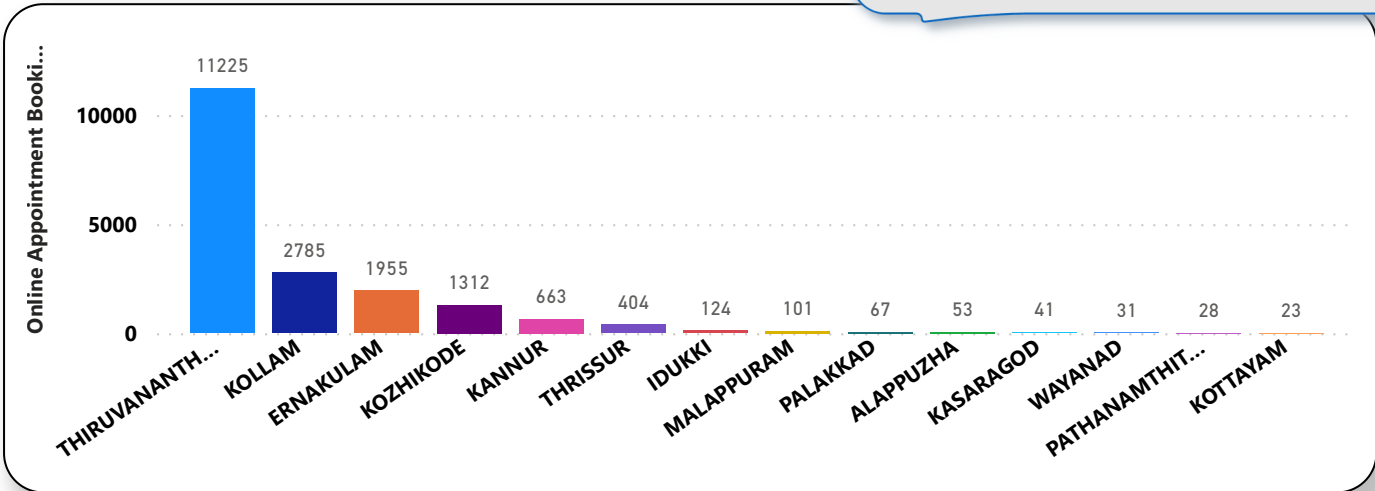
District Name	Live Institutions	Reception	Consultation	Lab	Pharmacy
THIRUVANANTHAPURAM	106	100 (94.3%)	92 (86.8%)	82 (77.4%)	73 (68.9%)
THRISSUR	70	57 (81.4%)	56 (80.%)	52 (74.3%)	50 (71.4%)
KOZHIKODE	57	49 (86.%)	36 (63.2%)	38 (66.7%)	34 (59.6%)
ERNAKULAM	54	42 (77.8%)	29 (53.7%)	21 (38.9%)	15 (27.8%)
MALAPPURAM	54	49 (90.7%)	49 (90.7%)	39 (72.2%)	40 (74.1%)
PALAKKAD	45	44 (97.8%)	39 (86.7%)	35 (77.8%)	33 (73.3%)
KANNUR	40	32 (80.%)	29 (72.5%)	21 (52.5%)	25 (62.5%)
ALAPPUZHA	32	25 (78.1%)	22 (68.8%)	22 (68.8%)	21 (65.6%)
KOTTAYAM	32	24 (75.%)	22 (68.8%)	17 (53.1%)	21 (65.6%)
KOLLAM	31	23 (74.2%)	23 (74.2%)	23 (74.2%)	22 (71.%)
KASARAGOD	23	19 (82.6%)	15 (65.2%)	14 (60.9%)	15 (65.2%)
IDUKKI	20	20 (100.%)	19 (95.%)	16 (80.%)	18 (90.%)
PATHANAMTHITTA	20	20 (100.%)	16 (80.%)	12 (60.%)	15 (75.%)
WAYANAD	18	17 (94.4%)	17 (94.4%)	16 (88.9%)	17 (94.4%)
Total	602	521 (86.5%)	464 (77.1%)	408 (67.8%)	399 (66.3%)

5. Appointment Booking in Hospitals (except Medical Colleges)

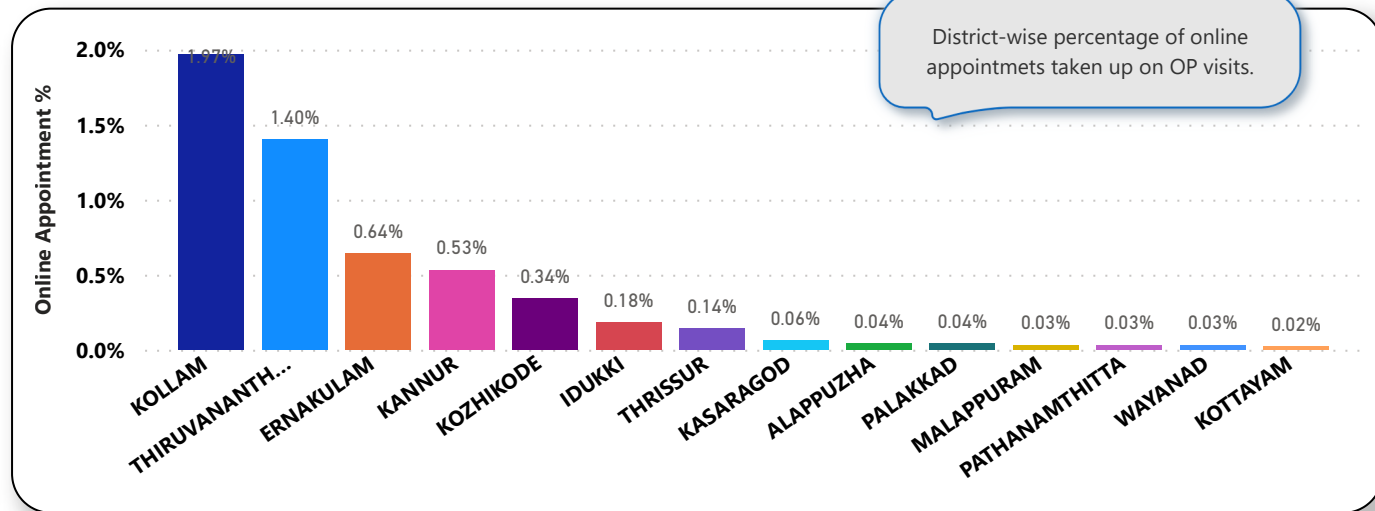


5. 1 Online Appointment Booking in Hospitals (except Medical Colleges)

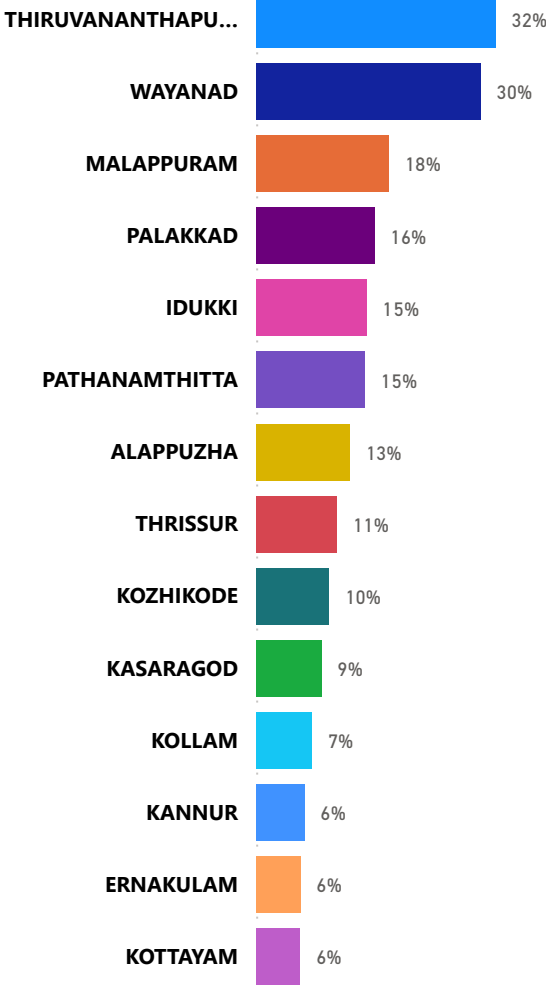
District-wise count of online appointments taken.



District-wise percentage of online appointments taken up on OP visits.



6. eHealth Performance - Reach



Reach indicates the percentage of population availing services through eHealth. The formula used to calculate is (Number of UHID registered / Population) * 100 %.