

1. eHealth Kerala - Vital Statistics

Hospital Type	Live Institutions
Family Health Centre	56
Urban Primary Health Centre	7
Community Health Centre	3
General Hospital	1
Medical College Hospital	1
Taluk Headquarters Hospital	1
Taluk Hospital	1
Total	70

2. eHealth - District Ranking Matrix Based on Performance of all Institutions (except Medical Colleges)

The ranking matrix showcase the district performance in providing eHealth services through all institutions (except Medical Colleges) based on six different parameters. These parameters include whether the reception module is started or not, UHID Visits, Doctor Consultation, Pharmacy Prescriptions by doctors, Percentage of lab orders through doctors and number of Live Institutions. Based on the ranking, the districts are classified into three broad categories, the best performing districts, the average performing districts and the low performing districts.

The best performing districts should strive to continue to remain in the same position, whereas the average performing as well as the low performing districts should strive to reach to the 'top four' league.

The ranking matrix for the current month January '24 along with previous two months are as given in the table .

District	November	December	January
WAYANAD	1	1	1
IDUKKI	3	3	2
PALAKKAD	3	3	2
MALAPPURAM	4	4	3
PATHANAMTHITTA	2	2	3
THIRUVANANTHAPURAM	6	6	4
THRISSUR	5	5	4
KANNUR	6	5	5
KASARAGOD	7	6	5
KOLLAM	6	6	5
KOZHIKODE	6	6	5
ALAPPUZHA	6	6	6
KOTTAYAM	5	5	6
ERNAKULAM	8	7	7

- Best performing
- Average performing
- Low performing

3. eHealth - Institution Level Ranking (except Medical Colleges)

Hospital	Rank
Family Health Centre Edavilangu	1
Family Health Centre Karalam	1
Family Health Centre Panjal	1
Family Health Centre Pookode	1
Family Health Centre Poomangalam	1
Family Health Centre Thaikkad	1
Family Health Centre Velookkara	1
Urban Family Health Centre V R Puram	1
Family Health Centre Arthat	2
Family Health Centre Chamakkala	2
Family Health Centre Desamangalam	2
Family Health Centre Koolimuttom	2
Family Health Centre Manaloor	2
Family Health Centre Meloor	2
Family Health Centre Nattika	2
Family Health Centre Nenmanikkara	2
Family Health Centre Venkitangu	2
Urban Primary Health Centre Anapuzha	2
Family Health Centre Elanad	3
Family Health Centre Kaipamangalam	3
Family Health Centre Mambra	3
Family Health Centre Methala	3
Family Health Centre Pariyaram Thrissur	3
Family Health Centre Poyya	3
Family Health Centre Thalikulam	3
Family Health Centre Thekkumkara	3
Family Health Centre Thrikkur	3
Family Health Centre Vilvattom	3
Family Health Centre Ayyanthole	4
Family Health Centre Kuzhoor	4
Family Health Centre Paralam	4
Family Health Centre Poomala	4
Family Health Centre Vaniyamapara	4
Family Health Centre Velur	4

Hospital	Rank
Family Health Centre Punnayur	12
Community Health Centre Cherpu	11
General Hospital Thrissur	11
Family Health Centre P.Vembellur	10
Family Health Centre Pamboor	10
Family Health Centre Kadangode	9
Family Health Centre Mundur	9
Urban Family Health Centre Paravattani	9
Family Health Centre Mullurkara	8
Family Health Centre Pattikkad	8
Family Health Centre Porkulam	7
Taluk Headquarters Hospital Chavakkad	7
Taluk Hospital Pudukad	7
Family Health Centre Adat	6
Family Health Centre Madavana	6
Urban Family Health Centre Guruvayoor	6
Urban Primary Health Centre Kachery	6
Family Health Centre Aloor	5
Family Health Centre Kodakara	5
Family Health Centre Nadathara	5
Family Health Centre Vallathol Nagar	5
Family Health Centre Ayyanthole	4
Family Health Centre Kuzhoor	4
Family Health Centre Paralam	4
Family Health Centre Poomala	4
Family Health Centre Vaniyamapara	4
Family Health Centre Velur	4
Urban Family Health Centre Gosayikunnu	4
Urban Family Health Centre Porkalanged	4
Family Health Centre Elanad	3
Family Health Centre Kaipamangalam	3
Family Health Centre Mambra	3
Family Health Centre Methala	3
Family Health Centre Pariyaram Thrissur	3

3.1 eHealth Performance - Reception Module

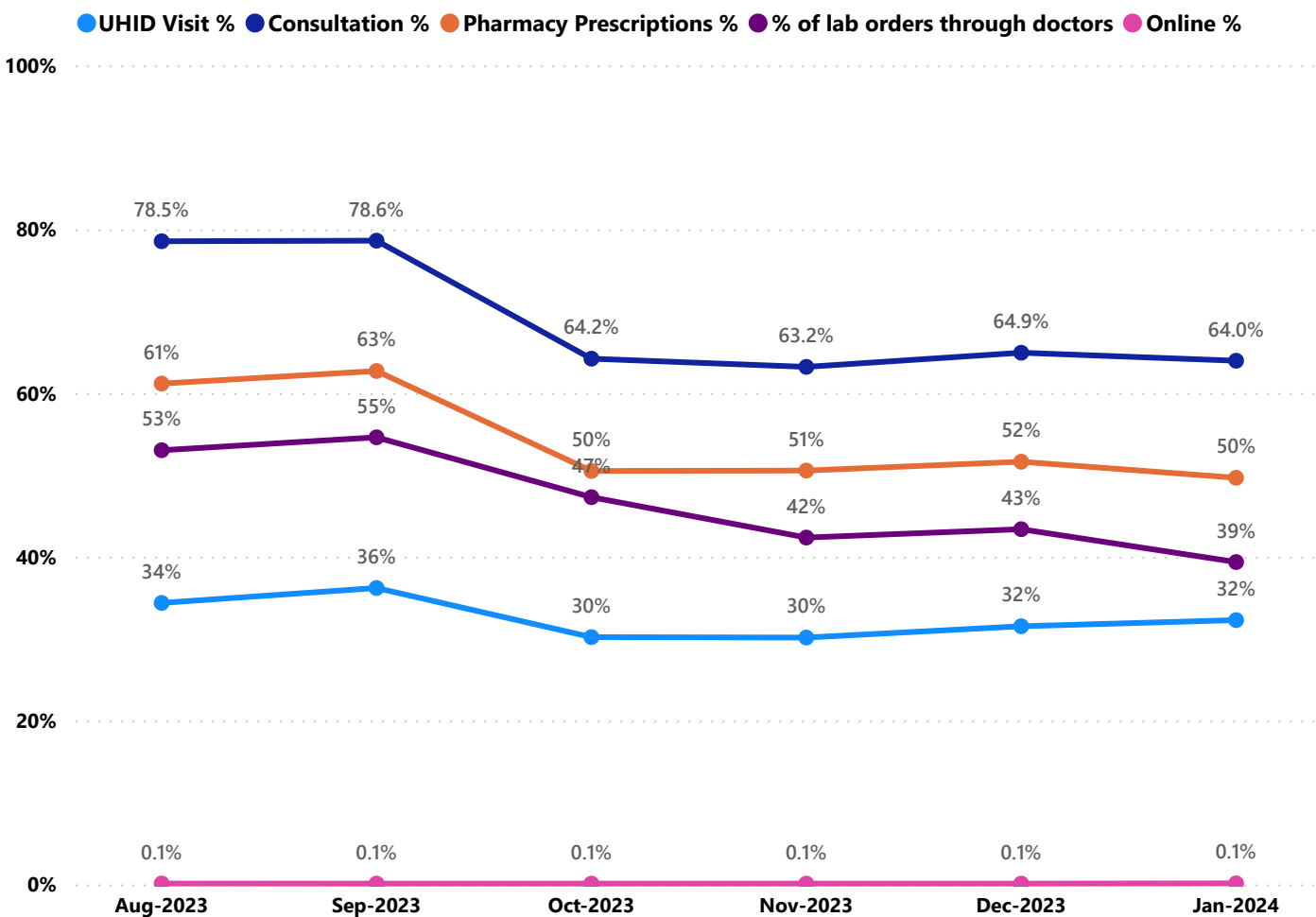
Reception Module is considered to be functional in an institution only if the number of total visits for the month is of minimum 500.

District	Institution Count	Institutions with Reception	% of institutions with Reception
IDUKKI	20	20	100.00%
PATHANAMTHITTA	19	19	100.00%
WAYANAD	17	17	100.00%
PALAKKAD	44	43	97.73%
THIRUVANANTHAPURAM	100	95	95.00%
MALAPPURAM	52	48	92.31%
KOZHIKODE	55	47	85.45%
KASARAGOD	23	19	82.61%
THRISSUR	69	56	81.16%
KANNUR	39	31	79.49%
ALAPPUZHA	31	24	77.42%
ERNAKULAM	53	41	77.36%
KOTTAYAM	31	23	74.19%
KOLLAM	30	22	73.33%

Hospital Name
FAMILY HEALTH CENTRE VETILAPPARA
FAMILY HEALTH CENTRE VELLANIKKARA
FAMILY HEALTH CENTRE VARANDARAPPILLY
FAMILY HEALTH CENTRE VALLACHIRA
FAMILY HEALTH CENTRE THIRUVILWAMALA
FAMILY HEALTH CENTRE PUNNAYUR
FAMILY HEALTH CENTRE NALUKETTU
FAMILY HEALTH CENTRE MADAKATHARA
FAMILY HEALTH CENTRE KONDAZHY
FAMILY HEALTH CENTRE KAKKAD
FAMILY HEALTH CENTRE ENGANDIYUR
COMMUNITY HEALTH CENTRE PAZHANJI
COMMUNITY HEALTH CENTRE MULLASSERY

Institutions where the reception module is either not started or not using

3.2 e-Health Performance Trend



- UHID Visit % is calculated as $(UHID\ Visits / Total\ Visit) * 100$
- Consultation % is calculated as $(Doctor\ Consultation / OP\ Visits) * 100$
- Pharmacy % is calculated as $(Pharmacy\ Prescriptions / Total\ OP\ Visits) * 100$
- Lab % is calculated as $(Lab\ orders\ given\ by\ doctors / Total\ Lab\ Orders) * 100$
- Online % is calculated as $(Online\ appointments\ via\ web\ portal / Total\ OP\ Visits) * 100$

3.3 e-Health Performance Indicators

Institutions with atleast 100 UHID visits are listed here.

Hospital	UHID Visit %	Consultation %	Pharmacy Prescriptions %	% of Lab Orders given by Doctors
Family Health Centre Thaikkad	86.62%	99.59%	90.75%	70.96%
Family Health Centre Edavilangu	81.20%	99.44%	89.51%	96.24%
Urban Family Health Centre V R Puram	79.08%	98.69%	90.01%	100.00%
Family Health Centre Poomangalam	77.15%	99.32%	91.17%	95.32%
Family Health Centre Porkulam	71.76%	91.43%	5.44%	0.00%
Urban Primary Health Centre Kachery	71.01%	80.97%	79.59%	0.00%
Family Health Centre Meloor	70.74%	86.60%	82.59%	37.07%
Family Health Centre Panjal	65.47%	93.35%	86.43%	38.57%
Family Health Centre Karalam	65.20%	98.91%	90.10%	73.23%
Family Health Centre Pookode	64.93%	99.86%	83.46%	21.96%
Family Health Centre Velookkara	62.09%	91.35%	87.72%	56.41%
Urban Family Health Centre Guruvayoor	58.22%	74.01%	54.53%	24.46%
Family Health Centre Manaloor	58.06%	98.45%	87.23%	55.48%
Family Health Centre Kaipamangalam	57.61%	96.71%	75.78%	94.29%
Family Health Centre Nenmanikkara	57.43%	99.78%	86.89%	37.63%
Urban Primary Health Centre Anapuzha	56.55%	99.73%	89.25%	92.48%
Family Health Centre Adat	55.91%	60.64%	55.79%	51.91%
Family Health Centre Venkitangu	55.79%	97.09%	82.61%	57.39%
Family Health Centre Chamakkala	54.83%	96.35%	89.64%	81.18%
Family Health Centre Poomala	54.05%	84.60%	73.90%	50.92%
Urban Family Health Centre Gosayikunnu	53.65%	94.99%	83.85%	3.39%
Family Health Centre Arthat	51.95%	99.92%	91.54%	53.47%
Urban Family Health Centre Porkalangad	51.34%	92.65%	56.63%	16.79%
Family Health Centre Thalikulam	49.96%	97.49%	77.79%	41.81%
Family Health Centre Elanad	48.21%	85.17%	91.18%	40.91%
Family Health Centre Nattika	46.78%	92.15%	86.76%	29.46%
Family Health Centre Ayyanthole	45.58%	83.00%	70.58%	54.80%
Family Health Centre Desamangalam	42.64%	99.54%	85.82%	83.66%
Taluk Headquarters Hospital Chavakkad	42.32%	52.64%	0.02%	68.99%
Family Health Centre Kuzhoor	42.25%	80.38%	68.54%	100.00%
Family Health Centre Aloor	41.18%	68.96%	68.17%	11.19%
Family Health Centre Koolimuttom	40.14%	91.71%	87.65%	82.72%
Family Health Centre Pariyaram Thrissur	38.43%	99.64%	89.02%	83.33%
Family Health Centre Kadangode	37.43%	70.55%	51.05%	
Family Health Centre Methala	36.82%	97.95%	84.44%	67.24%
Family Health Centre Madavana	36.19%	70.24%	63.42%	58.26%
Family Health Centre Paralam	34.29%	92.85%	74.43%	23.13%
Family Health Centre Kodakara	34.04%	83.99%	73.24%	53.36%
Family Health Centre Nedathara	33.87%	78.66%	66.10%	46.38%

3.3 e-Health Performance Indicators

Institutions with atleast 100 UHID visits are listed here.

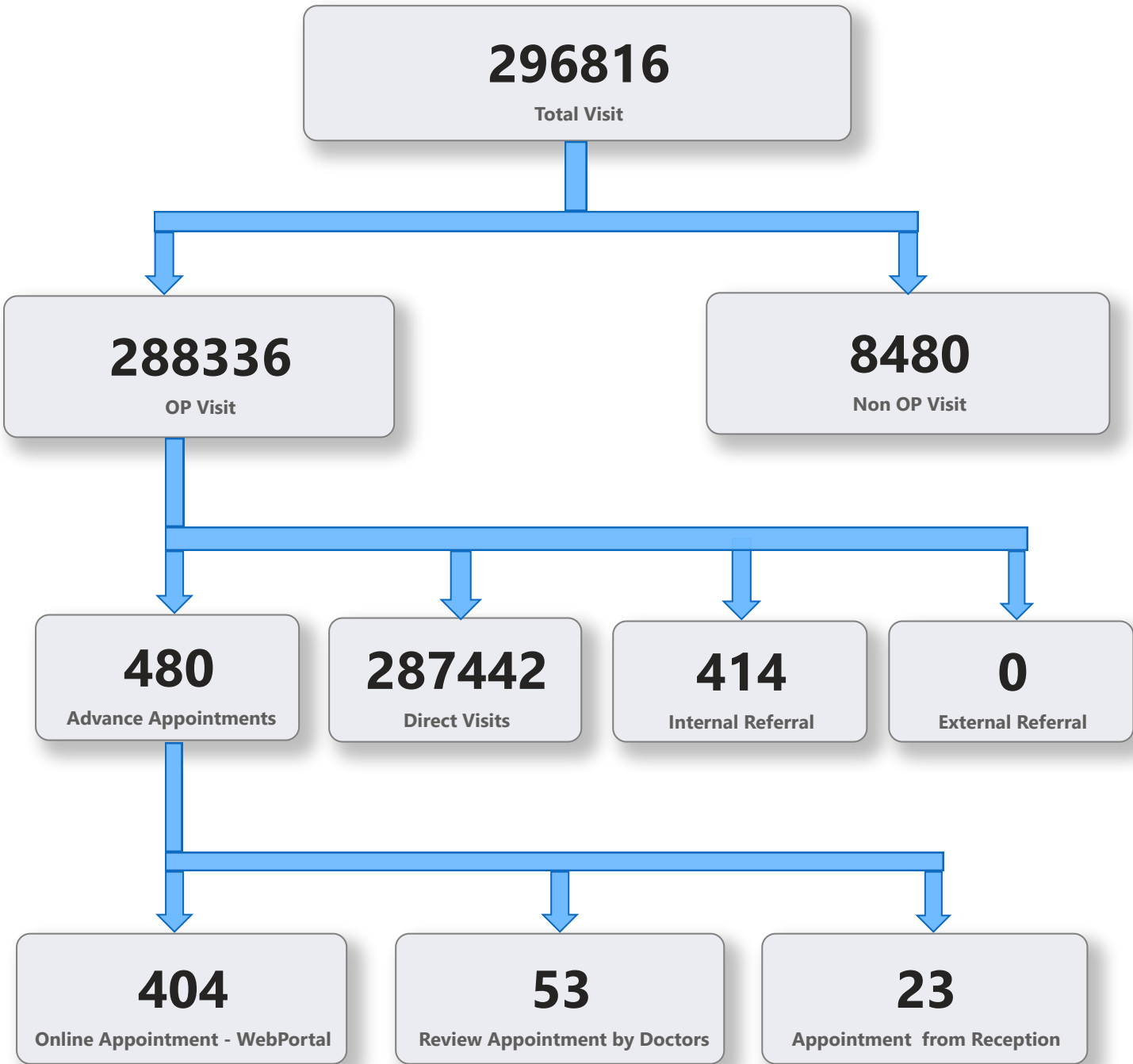
Hospital	UHID Visit %	Consultation %	Pharmacy Prescriptions %	% of Lab Orders given by Doctors
General Hospital Thrissur	0.47%	2.20%	0.00%	0.00%
Community Health Centre Cherpu	3.11%	0.04%	0.04%	0.00%
Urban Family Health Centre Paravattani	3.78%	35.78%	11.98%	100.00%
Family Health Centre Velur	5.46%	99.86%	89.73%	92.57%
Taluk Hospital Pudukad	6.59%	83.36%	50.91%	17.73%
Family Health Centre Mullurkara	7.90%	94.27%	50.32%	
Family Health Centre Mundur	18.53%	38.04%	37.62%	47.09%
Family Health Centre Pattikkad	19.18%	48.59%	46.17%	39.74%
Family Health Centre Pamboor	20.70%	56.10%	11.62%	0.00%
Family Health Centre Thrikkur	23.58%	99.08%	86.71%	71.70%
Family Health Centre P.Vembellur	26.45%	71.74%	35.62%	0.98%
Family Health Centre Poyya	28.39%	97.91%	90.27%	78.57%
Family Health Centre Thekkumkara	28.60%	95.54%	89.64%	53.33%
Family Health Centre Vallathol Nagar	30.16%	88.04%	72.10%	33.54%
Family Health Centre Vaniyampara	30.19%	96.88%	68.45%	100.00%
Family Health Centre Vilvattom	32.87%	98.03%	88.24%	84.82%
Family Health Centre Mambra	33.34%	98.87%	88.51%	58.42%
Family Health Centre Nadathara	33.87%	78.06%	66.19%	46.28%
Family Health Centre Kodakara	34.04%	83.99%	73.24%	53.36%
Family Health Centre Paralam	34.29%	92.85%	74.43%	23.13%
Family Health Centre Madavana	36.19%	70.24%	63.42%	58.26%
Family Health Centre Methala	36.82%	97.95%	84.44%	67.24%
Family Health Centre Kadangode	37.43%	70.55%	51.05%	
Family Health Centre Pariyaram Thrissur	38.43%	99.64%	89.02%	83.33%
Family Health Centre Koolimuttom	40.14%	91.71%	87.65%	82.72%
Family Health Centre Aloor	41.18%	68.96%	68.17%	11.19%
Family Health Centre Kuzhoor	42.25%	80.38%	68.54%	100.00%
Taluk Headquarters Hospital Chavakkad	42.32%	52.64%	0.02%	68.99%
Family Health Centre Desamangalam	42.64%	99.54%	85.82%	83.66%
Family Health Centre Ayyanthole	45.58%	83.00%	70.58%	54.80%
Family Health Centre Nattika	46.78%	92.15%	86.76%	29.46%
Family Health Centre Elanad	48.21%	85.17%	91.18%	40.91%
Family Health Centre Thalikulam	49.96%	97.49%	77.79%	41.81%
Urban Family Health Centre Porkalangad	51.34%	92.65%	56.63%	16.79%
Family Health Centre Arthat	51.95%	99.92%	91.54%	53.47%
Urban Family Health Centre Gosayikunnu	53.65%	94.99%	83.85%	3.39%
Family Health Centre Pookkuzhi	54.85%	94.60%	73.00%	50.00%

4. Status of Modules Usage in Hospitals

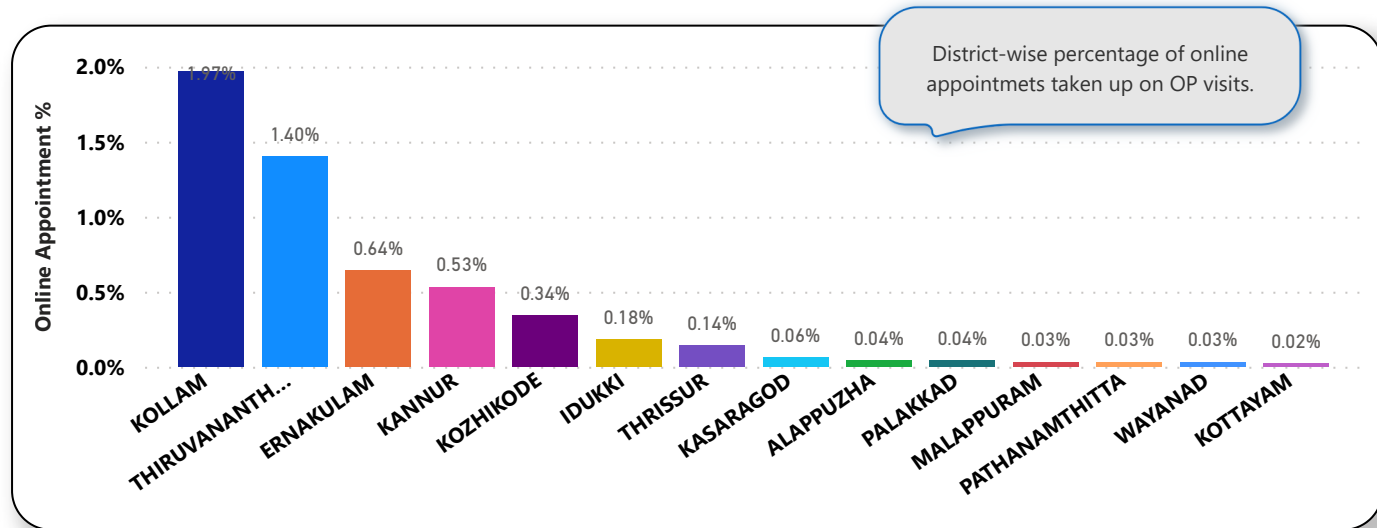
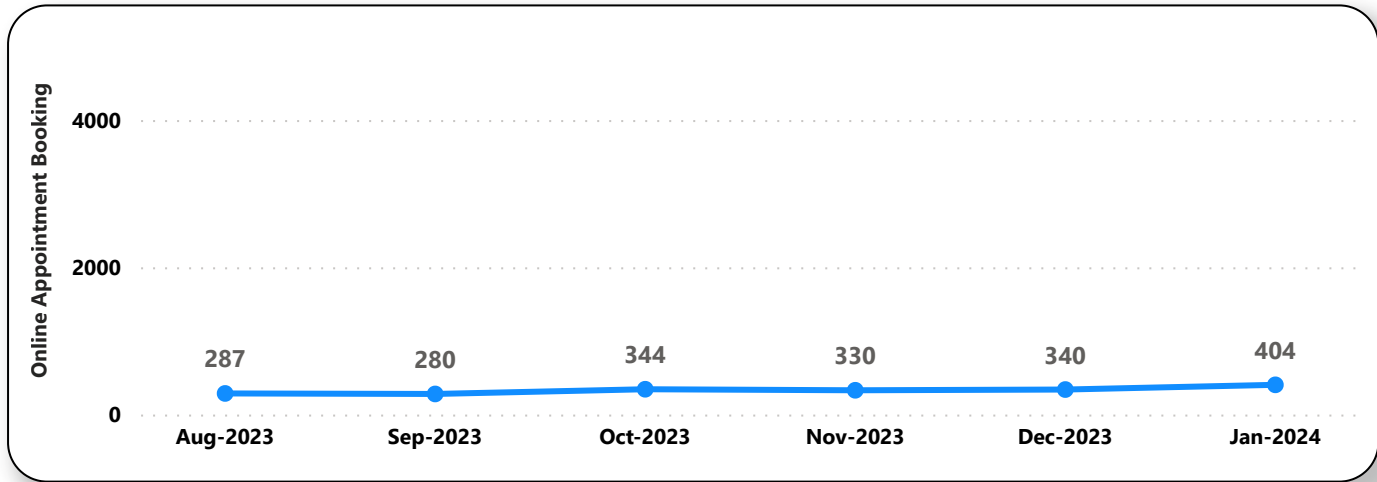
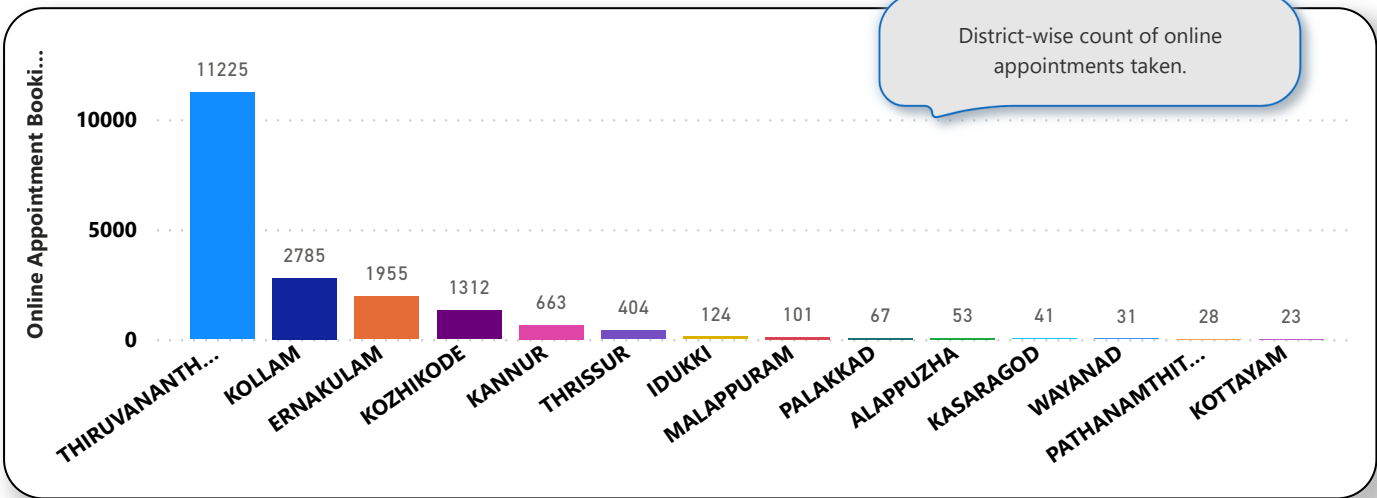
District wise status of live institutions and the count of various modules [Reception, OP Consultation, Lab, Pharmacy] started / functional.

District Name	Live Institutions	Reception	Consultation	Lab	Pharmacy
THIRUVANANTHAPURAM	102	96 (94.1%)	88 (86.3%)	79 (77.5%)	73 (71.6%)
THRISSUR	69	56 (81.2%)	55 (79.7%)	51 (73.9%)	50 (72.5%)
KOZHIKODE	55	47 (85.5%)	34 (61.8%)	38 (69.1%)	34 (61.8%)
ERNAKULAM	53	41 (77.4%)	28 (52.8%)	21 (39.6%)	15 (28.3%)
MALAPPURAM	53	48 (90.6%)	48 (90.6%)	38 (71.7%)	39 (73.6%)
PALAKKAD	44	43 (97.7%)	39 (88.6%)	34 (77.3%)	33 (75.%)
KANNUR	39	31 (79.5%)	29 (74.4%)	21 (53.8%)	25 (64.1%)
ALAPPUZHA	31	24 (77.4%)	21 (67.7%)	21 (67.7%)	21 (67.7%)
KOTTAYAM	31	23 (74.2%)	21 (67.7%)	16 (51.6%)	20 (64.5%)
KOLLAM	30	22 (73.3%)	22 (73.3%)	22 (73.3%)	22 (73.3%)
KASARAGOD	23	19 (82.6%)	15 (65.2%)	14 (60.9%)	15 (65.2%)
IDUKKI	20	20 (100.%)	19 (95.%)	16 (80.%)	18 (90.%)
PATHANAMTHITTA	19	19 (100.%)	16 (84.2%)	12 (63.2%)	15 (78.9%)
WAYANAD	17	17 (100.%)	17 (100.%)	16 (94.1%)	17 (100.%)
Total	586	506 (86.3%)	452 (77.1%)	399 (68.1%)	397 (67.7%)

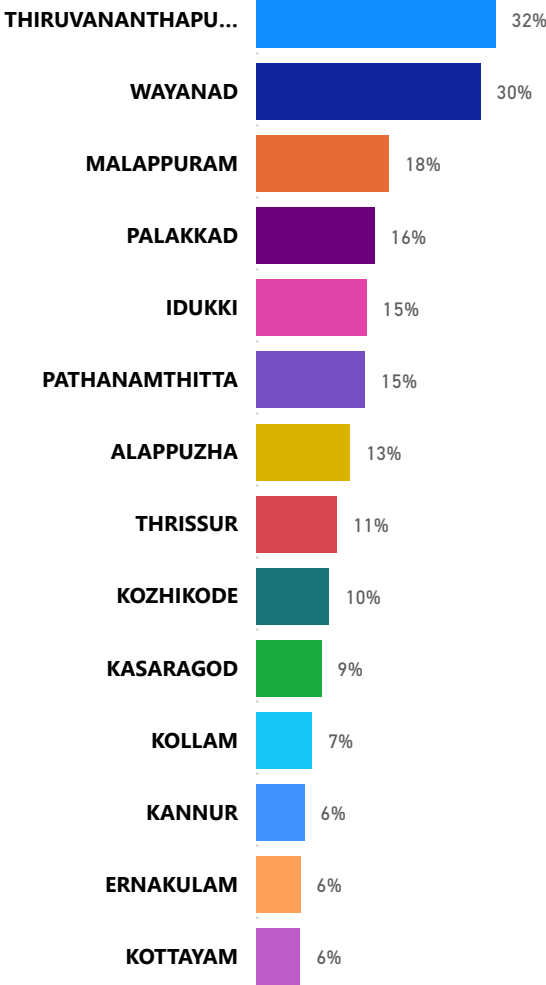
5. Appointment Booking in Hospitals (except Medical Colleges)



5. 1 Online Appointment Booking in Hospitals (except Medical Colleges)



6. eHealth Performance - Reach



Reach indicates the percentage of population availing services through eHealth. The formula used to calculate is (Number of UHID registered / Population) * 100 %.