

1. eHealth Kerala - Vital Statistics

Hospital Type	Live Institutions
Family Health Centre	57
Community Health Centre	17
Urban Primary Health Centre	7
Medical College Hospital	4
Primary Health Centre	4
Taluk Hospital	3
District Hospital	2
General Hospital	2
Taluk Headquarters Hospital	2
District TB Centre	1
Empanelled Diagnostic Centre	1
Government Dispensary	1
Public Health Laboratory	1
Specialty Hospital	1
Specialty Hospital - Mental Health	1
Specialty Hospital - Pulmonary Medicine	1
Specialty Hospital - Women Children	1
Total	106

2. eHealth - District Ranking Matrix Based on Performance of all Institutions (except Medical Colleges)

The ranking matrix showcase the district performance in providing eHealth services through all institutions (except Medical Colleges) based on six different parameters. These parameters include whether the reception module is started or not, UHID Visits, Doctor Consultation, Pharmacy Prescriptions by doctors, Percentage of lab orders through doctors and number of Live Institutions. Based on the ranking, the districts are classified into three broad categories, the best performing districts, the average performing districts and the low performing districts.

The best performing districts should strive to continue to remain in the same position, whereas the average performing as well as the low performing districts should strive to reach to the 'top four' league.

The ranking matrix for the current month January '24 along with previous two months are as given in the table .

District	November	December	January
WAYANAD	1	1	1
IDUKKI	3	3	2
PALAKKAD	3	3	2
MALAPPURAM	4	4	3
PATHANAMTHITTA	2	2	3
THIRUVANANTHAPURAM	6	6	4
THRISSUR	5	5	4
KANNUR	6	5	5
KASARAGOD	7	6	5
KOLLAM	6	6	5
KOZHIKODE	6	6	5
ALAPPUZHA	6	6	6
KOTTAYAM	5	5	6
ERNAKULAM	8	7	7

- Best performing
- Average performing
- Low performing

## 3. eHealth - Institution Level Ranking (except Medical Colleges)

Hospital	Rank
Family Health Centre Anakudy	1
Family Health Centre Kottukal	1
Family Health Centre Amachal New	2
Family Health Centre Kallikkad New	2
Family Health Centre Kollayil	2
Family Health Centre Kuttichal	2
Family Health Centre Maranalloor	2
Family Health Centre Poozhanad	2
Family Health Centre Pulimath	2
Family Health Centre Veeranakavu	2
Community Health Centre Venpakal	3
Family Health Centre Aruvikkara	3
Family Health Centre Chenkal	3
Family Health Centre Edava	3
Family Health Centre Mukkola	3
Family Health Centre Panavoor	3
Primary Health Centre Vellayani	3
Family Health Centre Balaramapuram	4
Family Health Centre Jagathy	4
Family Health Centre Kadakampally	4
Family Health Centre Paraniyam	4
Family Health Centre Parasuvaikkal Parasala	4
Family Health Centre Perumpazhuthoor	4
Family Health Centre Pozhiyoor	4
Primary Health Centre Kalliyoor	4
Urban Primary Health Centre Mambazhakkara	4
Community Health Centre Pallickal	5
Family Health Centre Anad	5
Family Health Centre Kunnathukal	5
Family Health Centre Malayadi	5
Family Health Centre Manickal	5
Urban Primary Health Centre Muttada	5
Coastal Speciality Hospital Valiyathura	6
Family Health Centre Amboori	6
Family Health Centre Cherunniyoor	6
Family Health Centre Karavaram	6

Hospital	Rank
Community Health Centre Vellanad	14
Mental Health Centre Peroorkada	14
Taluk Headquarters Hospital Attingal	14
Community Health Centre Anchuthengu	13
Community Health Centre Kanyakulangara	13
Community Health Centre Puthenthope	13
District Hospital Nedumangad	13
District Model Hospital Peroorkada	13
General Hospital Thiruvananthapuram	13
Primary Health Centre Bharathanoor	13
Secretariat Health Centre Thiruvananthapuram	13
Taluk Headquarters Hospital Chirayinkeezh	13
Taluk Headquarters Hospital Varkala	13
Taluk Hospital Fort Thiruvananthapuram	13
Women And Children Hospital Thycaud	13
Community Health Centre Andoorkonam	12
Community Health Centre Kallara	12
Community Health Centre Poovar	12
Community Health Centre Vellarada	12
General Hospital Neyyattinkara	12
Integrated Family Health Centre Pangappara	12
Taluk Hospital Vithura	12
Community Health Centre Aryanad	11
Community Health Centre Manamboor	11
Community Health Centre Vilappil	11
Chest Diseases Hospital Pulayanarkottah	10
Community Health Centre Iranimuttom	10
District Tb Centre Thiruvananthapuram	10
Family Health Centre Chemmaruthy	10
Family Health Centre Keezhattingal	10
Family Health Centre Madavoor	10
Family Health Centre Poonthura	10
Family Health Centre Thonipara	10
Taluk Hospital Nemom	10
Urban Primary Health Centre Vattiyoorkavu	10
Family Health Centre Chemboor	9

3.1 eHealth Performance - Reception Module

Reception Module is considered to be functional in an institution only if the number of total visits for the month is of minimum 500.

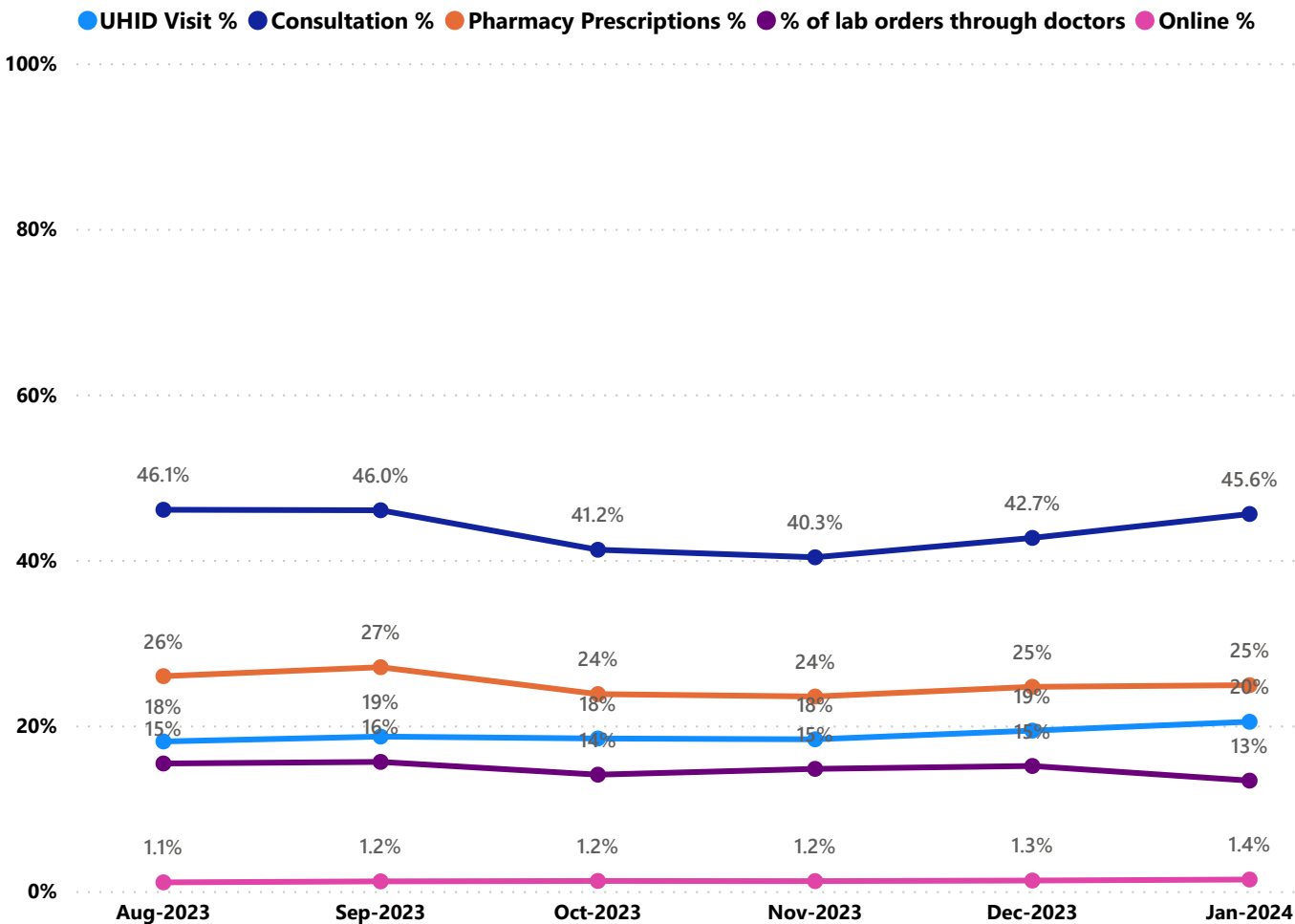
District	Institution Count	Institutions with Reception	% of institutions with Reception
IDUKKI	20	20	100.00%
PATHANAMTHITTA	19	19	100.00%
WAYANAD	17	17	100.00%
PALAKKAD	44	43	97.73%
THIRUVANANTHAPURAM	100	95	95.00%
MALAPPURAM	52	48	92.31%
KOZHIKODE	55	47	85.45%
KASARAGOD	23	19	82.61%
THRISSUR	69	56	81.16%
KANNUR	39	31	79.49%
ALAPPUZHA	31	24	77.42%
ERNAKULAM	53	41	77.36%
KOTTAYAM	31	23	74.19%
KOLLAM	30	22	73.33%

Hospital Name
MENTAL HEALTH CENTRE PEROORKADA
FAMILY HEALTH CENTRE VELI
FAMILY HEALTH CENTRE UZHAMALAKKAL
FAMILY HEALTH CENTRE PERUMATHURA
COMMUNITY HEALTH CENTRE VELLANAD

Institutions where the reception module is either not started or not using



3.2 e-Health Performance Trend



- UHID Visit % is calculated as (UHID Visits / Total Visit ) \*100
- Consultation % is calculated as (Doctor Consultation / OP Visits ) \*100
- Pharmacy % is calculated as (Pharmacy Prescriptions/ Total OP Visits ) \*100
- Lab % is calculated as ( Lab orders given by doctors/Total Lab Orders ) \*100
- Online % is calculated as ( Online appointments via web portal/Total OP Visits ) \*100

## 3.3 e-Health Performance Indicators

Institutions with atleast 100 UHID visits are listed here.

Hospital	UHID Visit %	Consultation %	Pharmacy Prescriptions %	% of Lab Orders given by Doctors
Family Health Centre Anakudy	94.46%	98.96%	88.89%	38.81%
Urban Health Centre Mannanthala	75.22%	61.94%	26.57%	100.00%
Family Health Centre Kottukal	72.52%	99.00%	86.67%	49.07%
Family Health Centre Veeranakavu	69.70%	89.40%	89.45%	44.59%
Family Health Centre Pullampara	66.41%	48.00%	42.36%	18.14%
Family Health Centre Peringammala	63.28%	50.83%	7.19%	8.50%
Family Health Centre Parasuvaikkal Parasala	60.60%	99.69%	94.06%	
Family Health Centre Karavaram	59.15%	63.79%	57.72%	16.72%
Family Health Centre Kallikkad New	55.07%	99.88%	90.44%	63.78%
Family Health Centre Pulimath	54.73%	93.95%	88.57%	31.25%
Family Health Centre Maranalloor	54.59%	99.38%	80.99%	20.40%
Family Health Centre Perumpazhuthoor	52.91%	78.91%	67.42%	47.97%
Community Health Centre Aryanad	52.70%	24.55%	7.52%	0.00%
Family Health Centre Malayadi	52.43%	75.25%	53.77%	100.00%
Family Health Centre Poozhanad	51.71%	99.12%	87.47%	75.95%
Community Health Centre Pallickal	49.86%	77.35%	51.25%	33.14%
Family Health Centre Amachal New	49.11%	99.93%	81.22%	59.41%
Community Health Centre Venpakal	47.54%	91.16%	72.89%	54.31%
Family Health Centre Kollayil	47.30%	95.73%	85.71%	17.39%
Family Health Centre Thonipara	44.92%	72.35%	25.28%	0.00%
Family Health Centre Tholicode	44.27%	76.07%	28.68%	25.53%
Family Health Centre Aruvikkara	44.15%	94.94%	63.29%	58.95%
Urban Primary Health Centre Chalai	43.33%	84.47%	21.99%	100.00%
Community Health Centre Vilappil	43.23%	21.98%	4.87%	0.00%
Family Health Centre Kilimanoor	41.76%	71.79%	55.08%	2.81%
Family Health Centre Kuttichal	41.60%	98.09%	83.25%	47.38%
Family Health Centre Anad	39.99%	82.07%	74.88%	96.99%
Family Health Centre Edava	39.59%	92.49%	88.17%	21.26%
Primary Health Centre Kalliyoor	38.98%	91.00%	68.51%	60.96%
Family Health Centre Pallichal	38.37%	48.59%	43.87%	39.12%
Family Health Centre Karode	38.18%	97.35%	57.93%	0.00%
Family Health Centre Vamanapuram	35.99%	85.12%	54.24%	77.14%
Family Health Centre Amboori	35.97%	75.04%	50.65%	6.25%
Family Health Centre Panavoor	35.54%	95.62%	89.97%	49.70%
Family Health Centre Vettoor	34.93%	50.34%	30.23%	63.44%
Primary Health Centre Vellayani	34.29%	99.85%	89.74%	70.12%
Family Health Centre Mukkola	32.85%	96.14%	84.48%	70.70%
Family Health Centre Balaramapuram	31.91%	99.01%	70.78%	34.07%
Family Health Centre Paraniyam	31.34%	99.35%	66.52%	83.87%
Family Health Centre Mudakkal	29.43%	91.24%	0.00%	23.81%
Community Health Centre Manamboor	27.54%	67.48%	12.62%	

## 3.3 e-Health Performance Indicators

Institutions with atleast 100 UHID visits are listed here.

Hospital	UHID Visit %	Consultation %	Pharmacy Prescriptions %	% of Lab Orders given by Doctors
District Hospital Nedumangad	2.59%	7.07%	0.00%	0.19%
Community Health Centre Perumkadavila	2.68%	98.65%	32.38%	35.45%
Taluk Headquarters Hospital Chirayinkeezh	3.13%	3.10%	0.00%	0.00%
Taluk Hospital Fort Thiruvananthapuram	3.14%	1.66%	0.00%	
Coastal Speciality Hospital Valiyathura	3.51%	90.47%	41.81%	100.00%
Taluk Hospital Nemom	4.62%	30.51%	19.63%	6.63%
Community Health Centre Anchuthengu	4.72%	12.34%	0.64%	0.00%
Primary Health Centre Bharathanoor	4.89%	1.91%	0.00%	
Family Health Centre Jagathy	5.24%	90.71%	84.31%	72.27%
Family Health Centre Vembayam	5.24%	99.54%	52.29%	27.14%
Community Health Centre Vellarada	5.33%	71.76%	0.00%	0.24%
Family Health Centre Thonnakkal	6.06%	87.16%	75.62%	24.32%
Community Health Centre Iranimuttom	7.25%	94.77%	29.72%	0.54%
Community Health Centre Puthenthope	7.51%	39.12%	6.88%	1.22%
Taluk Headquarters Hospital Varkala	7.56%	15.65%	0.00%	0.03%
Women And Children Hospital Thycaud	8.77%	20.97%	0.01%	0.68%
Family Health Centre Madavoor	9.12%	29.51%	18.86%	100.00%
Chest Diseases Hospital Pulayanarkottah	9.57%	49.60%	12.26%	8.43%
Family Health Centre Vattiyoorkavu	11.25%	61.81%	60.10%	71.06%
Family Health Centre Kadakampally	11.31%	99.18%	86.71%	58.82%
Primary Health Centre Azhoor	11.53%	44.90%	41.40%	81.62%
Family Health Centre Manickal	12.38%	93.42%	79.67%	57.64%
District Model Hospital Peroorkada	12.64%	27.83%	8.70%	1.91%
Community Health Centre Kesavapuram	12.96%	87.69%	21.10%	10.94%
Community Health Centre Kanyakulangara	14.03%	14.54%	13.34%	2.95%
General Hospital Thiruvananthapuram	14.04%	11.41%	1.49%	0.50%
Family Health Centre Cherunniyoor	15.36%	83.94%	66.81%	100.00%
Family Health Centre Pozhiyoor	15.92%	99.53%	88.63%	74.75%
Family Health Centre Kulathoor	17.79%	79.96%	51.88%	45.00%
Secretariat Health Centre Thiruvananthapuram	17.97%	13.27%	9.47%	
Community Health Centre Andoorkonam	20.33%	7.70%	3.98%	0.00%
Urban Primary Health Centre Poovathoor	20.55%	80.63%	74.58%	
Integrated Family Health Centre Pangappara	20.62%	3.35%	0.00%	0.00%
Family Health Centre Mangalapuram	21.54%	35.78%	23.11%	25.63%
Family Health Centre Karakulam	21.65%	87.70%	18.45%	91.22%
Family Health Centre Kattakada	22.67%	57.55%	42.84%	18.65%
Family Health Centre Chenkal	22.96%	97.54%	83.83%	43.01%
Urban Primary Health Centre Muttada	22.99%	97.61%	56.83%	53.36%
Community Health Centre Poovar	25.10%	19.76%	3.25%	0.00%
Taluk Hospital Vithura	25.42%	27.87%	5.55%	0.23%
Community Health Centre Palode	25.77%	69.87%	21.55%	78.57%

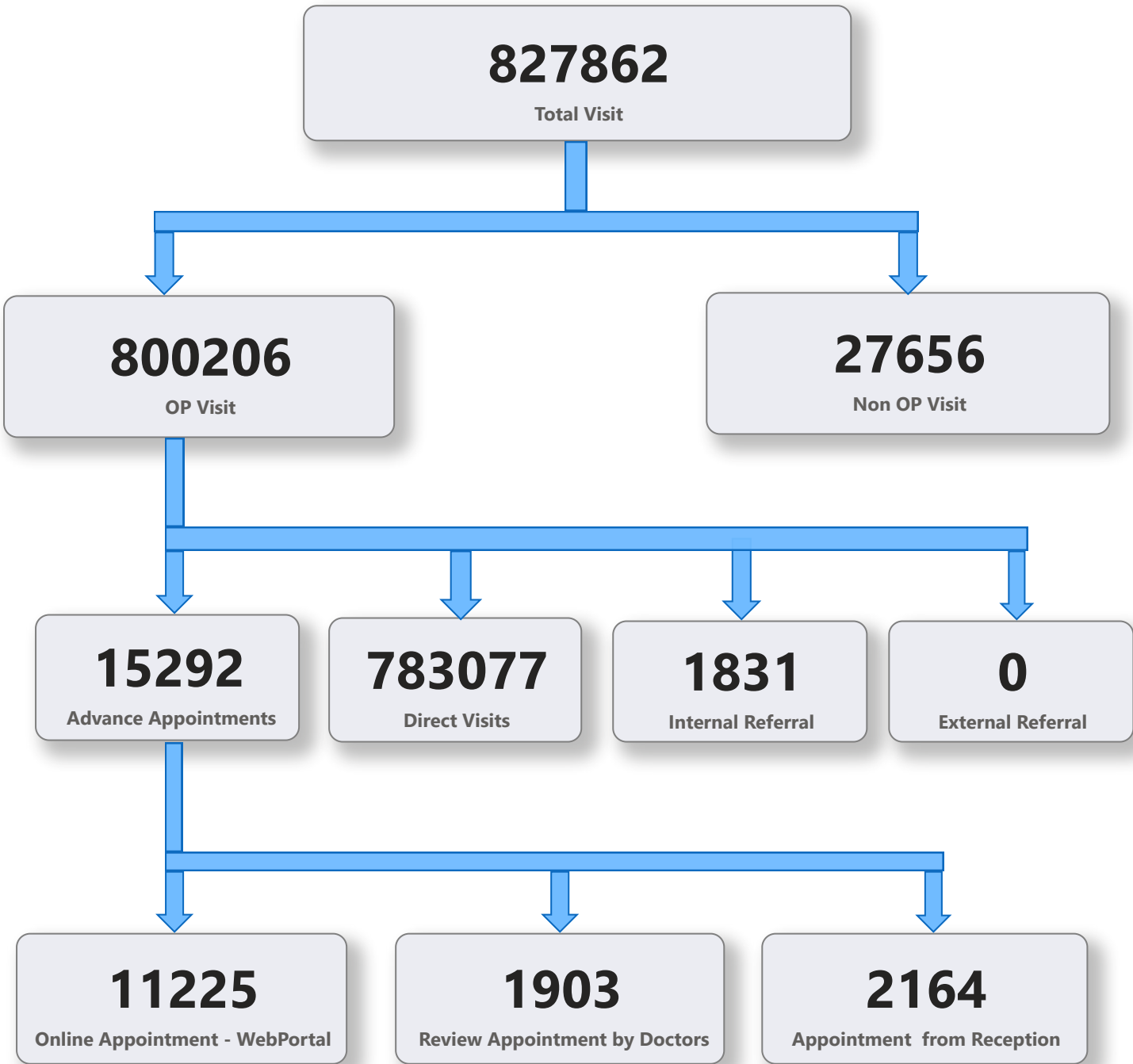
4. Status of Modules Usage in Hospitals

District wise status of live institutions and the count of various modules [Reception, OP Consultation, Lab, Pharmacy] started / functional.

District Name	Live Institutions	Reception	Consultation	Lab	Pharmacy
THIRUVANANTHAPURAM	102	96 (94.1%)	88 (86.3%)	79 (77.5%)	73 (71.6%)
THRISSUR	69	56 (81.2%)	55 (79.7%)	51 (73.9%)	50 (72.5%)
KOZHIKODE	55	47 (85.5%)	34 (61.8%)	38 (69.1%)	34 (61.8%)
ERNAKULAM	53	41 (77.4%)	28 (52.8%)	21 (39.6%)	15 (28.3%)
MALAPPURAM	53	48 (90.6%)	48 (90.6%)	38 (71.7%)	39 (73.6%)
PALAKKAD	44	43 (97.7%)	39 (88.6%)	34 (77.3%)	33 (75.%)
KANNUR	39	31 (79.5%)	29 (74.4%)	21 (53.8%)	25 (64.1%)
ALAPPUZHA	31	24 (77.4%)	21 (67.7%)	21 (67.7%)	21 (67.7%)
KOTTAYAM	31	23 (74.2%)	21 (67.7%)	16 (51.6%)	20 (64.5%)
KOLLAM	30	22 (73.3%)	22 (73.3%)	22 (73.3%)	22 (73.3%)
KASARAGOD	23	19 (82.6%)	15 (65.2%)	14 (60.9%)	15 (65.2%)
IDUKKI	20	20 (100.%)	19 (95.%)	16 (80.%)	18 (90.%)
PATHANAMTHITTA	19	19 (100.%)	16 (84.2%)	12 (63.2%)	15 (78.9%)
WAYANAD	17	17 (100.%)	17 (100.%)	16 (94.1%)	17 (100.%)
Total	586	506 (86.3%)	452 (77.1%)	399 (68.1%)	397 (67.7%)

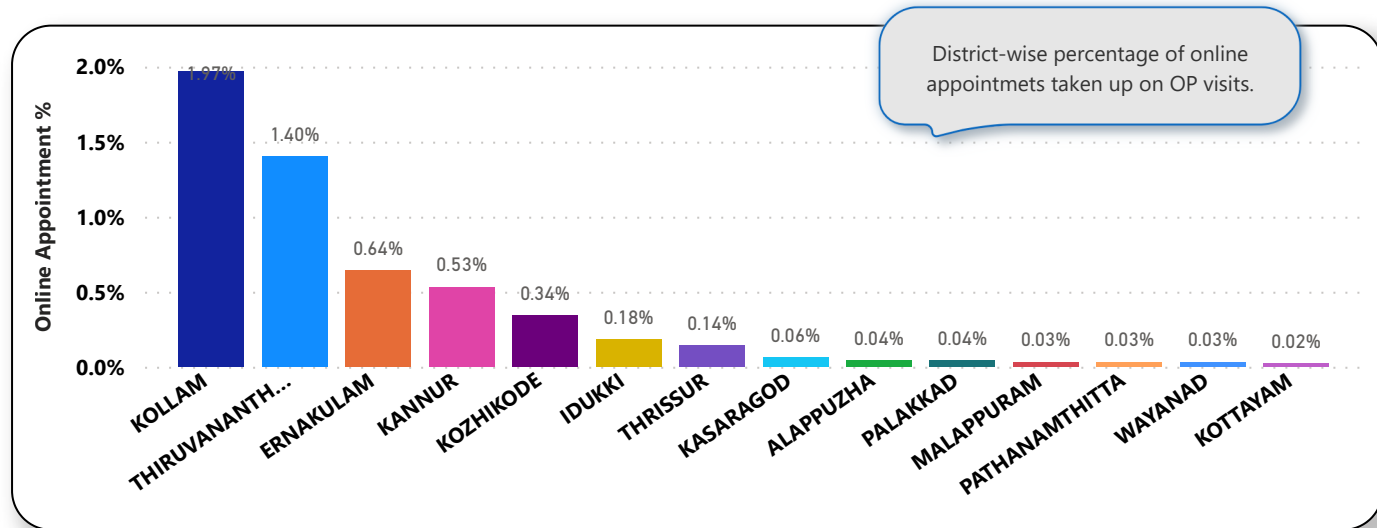
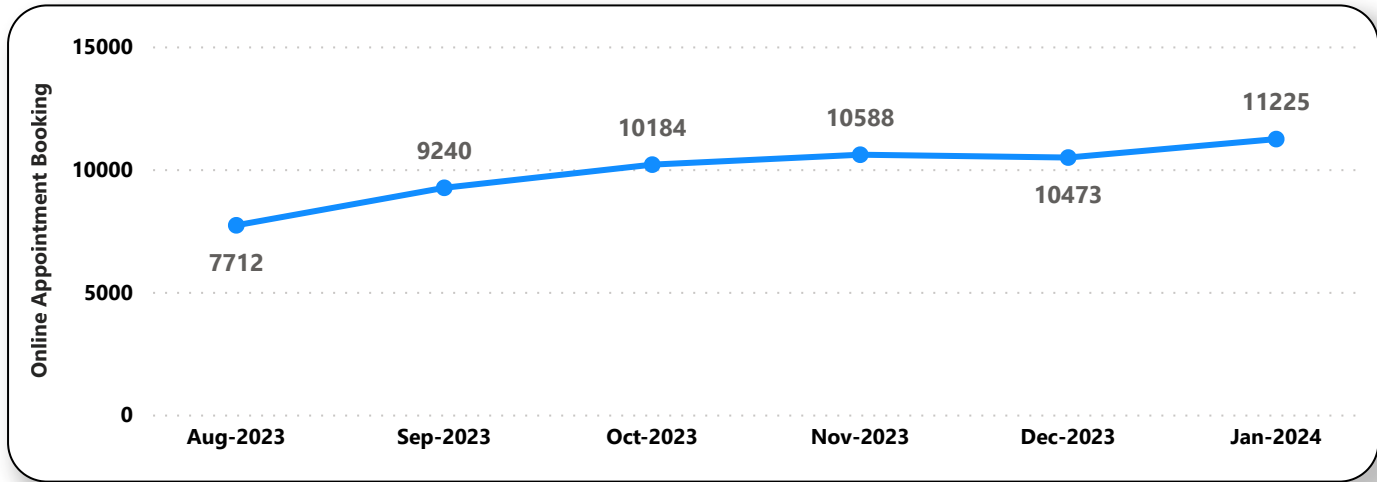
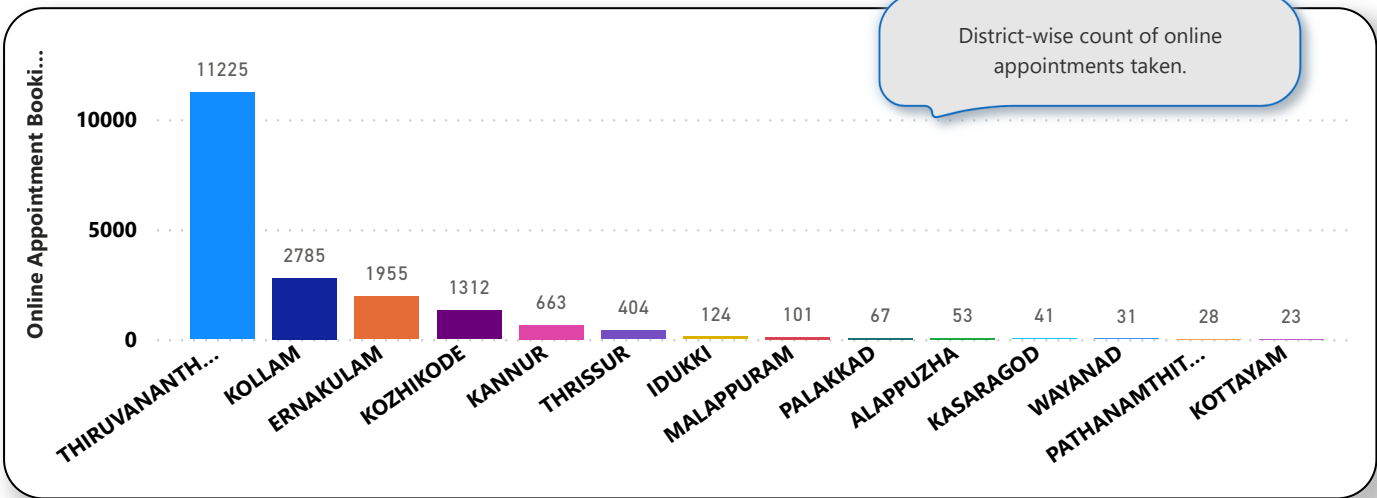


5. Appointment Booking in Hospitals (except Medical Colleges)

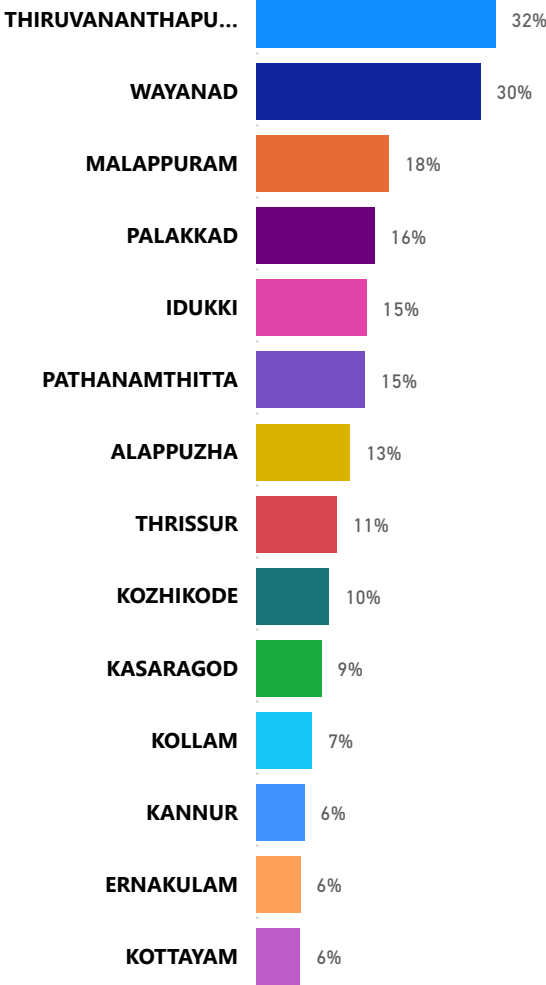




5. 1 Online Appointment Booking in Hospitals (except Medical Colleges)



6. eHealth Performance - Reach



Reach indicates the percentage of population availing services through eHealth. The formula used to calculate is (Number of UHID registered / Population) \* 100 %.