

1. eHealth Kerala - Vital Statistics

Hospital Type	Live Institutions
Family Health Centre	26
Urban Primary Health Centre	2
District Hospital	1
Medical College Hospital	1
Specialty Hospital - Women Children	1
Taluk Hospital	1
Total	32

2. eHealth - District Ranking Matrix Based on Performance of all Institutions (except Medical Colleges)

The ranking matrix showcases the performance of districts in providing eHealth services through all institutions (excluding Medical Colleges) based on six different parameters.

These parameters include:

1.

Number of institutions where the reception module has started.
2.

Percentage of UHID Visits.
3.

Percentage of Doctor Consultations.
4.

Percentage of Pharmacy Prescriptions by doctors.
5.

Percentage of lab orders through doctors.
6.

Number of Live Institutions.

Weightage is assigned to the percentages calculated in intervals of 10. The rank is determined based on the sum of these weightages.

The top-performing districts should aim to maintain their positions, while the average and low-performing districts should strive to reach the 'top four' league.

The ranking matrix for the current month, July 2024, along with the previous two months, is provided in the table below.

District	May	June	July
WAYANAD	1	1	1
IDUKKI	2	2	2
PALAKKAD	2	1	3
KANNUR	5	3	4
MALAPPURAM	4	3	4
THRISSUR	3	3	4
ALAPPUZHA	3	3	5
KOLLAM	4	4	6
KOTTAYAM	5	6	6
PATHANAMTHITTA	6	5	7
KOZHIKODE	7	6	8
THIRUVANANTHAPURAM	8	8	9
KASARAGOD	9	7	10
ERNAKULAM	10	9	11

- Best performing
- Average performing
- Low performing

3. eHealth - Institution Level Ranking (except Medical Colleges)

Hospital	Rank
FAMILY HEALTH CENTRE KARTHIKAPPALLY	1
FAMILY HEALTH CENTRE PUNNAPRA NORTH	1
FAMILY HEALTH CENTRE PURAKKAD	1
FAMILY HEALTH CENTRE CHETTIKULANGARA	2
FAMILY HEALTH CENTRE KANDALLOOR	2
FAMILY HEALTH CENTRE VEEYAPURAM	2
FAMILY HEALTH CENTRE ARATTUPUZHA	3
FAMILY HEALTH CENTRE NOORANAD	3
FAMILY HEALTH CENTRE PALAMEL	3
FAMILY HEALTH CENTRE PALLIPURAM	3
FAMILY HEALTH CENTRE THOTTAPPALLY	3
URBAN PRIMARY HEALTH CENTRE MULLATHU VALAPPU	3
FAMILY HEALTH CENTRE MARARIKULAM NORTH	4
FAMILY HEALTH CENTRE PERUMBALAM	5
FAMILY HEALTH CENTRE KALAVOOR	6
FAMILY HEALTH CENTRE PALLITHODU	6
FAMILY HEALTH CENTRE BHARANIKAVU	7
FAMILY HEALTH CENTRE CHERTHALA SOUTH	8
FAMILY HEALTH CENTRE THAMARAKULAM	8
FAMILY HEALTH CENTRE KANJIKUZH	9
FAMILY HEALTH CENTRE PANAVALLY	9
FAMILY HEALTH CENTRE VETTAKKAL	9
FAMILY HEALTH CENTRE DEVIKULANGARA	10
URBAN PRIMARY HEALTH CENTRE CHERAVALLY	10
FAMILY HEALTH CENTRE VAYALAR	11
TALUK HOSPITAL THURAVOOR	12
WOMEN AND CHILDREN HOSPITAL ALAPPUZHA	13
FAMILY HEALTH CENTRE EZHUPUNNA	14
DISTRICT HOSPITAL MAVELIKARA	15
FAMILY HEALTH CENTRE AROOR	16
FAMILY HEALTH CENTRE CHERUTHANA	17

3.1 eHealth Performance - Reception Module

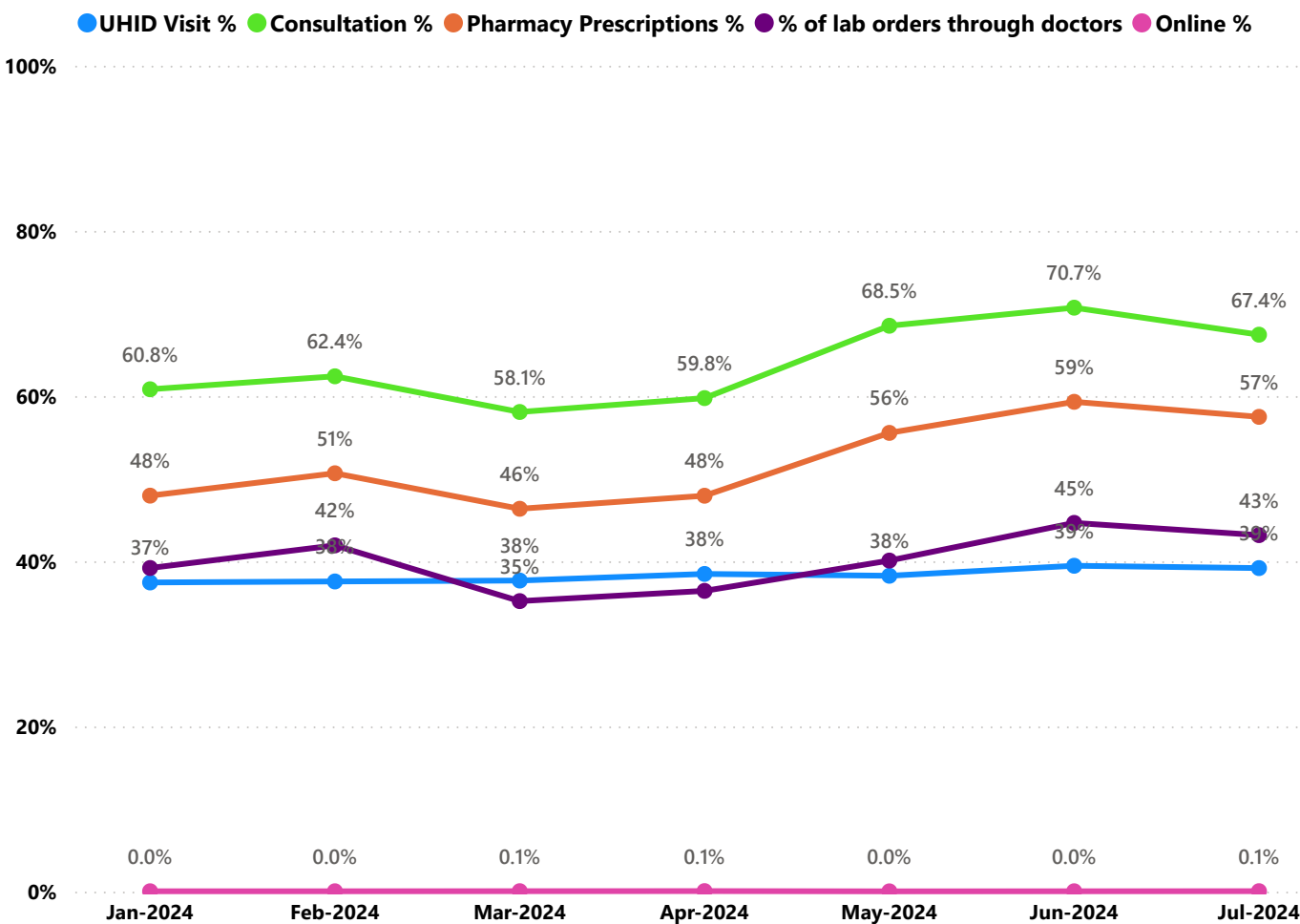
Reception Module is considered to be functional in an institution only if the number of total visits for the month is of minimum 500.

District	Institution Count	Institutions with Reception	% of institutions with Reception
IDUKKI	20	20	100.00%
KOLLAM	30	30	100.00%
PALAKKAD	44	44	100.00%
PATHANAMTHITTA	19	19	100.00%
WAYANAD	17	17	100.00%
KOTTAYAM	31	30	96.77%
MALAPPURAM	53	51	96.23%
KASARAGOD	23	22	95.65%
KANNUR	41	39	95.12%
THIRUVANANTHAPURAM	100	96	95.00%
THRISSUR	69	65	94.20%
ALAPPUZHA	31	29	93.55%
KOZHIKODE	56	51	91.07%
ERNAKULAM	69	55	79.71%

Hospital Name
FAMILY HEALTH CENTRE CHERUTHANA
FAMILY HEALTH CENTRE AROOR

Institutions where the reception module is either not started or not using

3.2 e-Health Performance Trend



- UHID Visit % is calculated as $(UHID\ Visits / Total\ Visit) \times 100$
- Consultation % is calculated as $(Doctor\ Consultation / OP\ Visits) \times 100$
- Pharmacy % is calculated as $(Pharmacy\ Prescriptions / Total\ OP\ Visits) \times 100$
- Lab % is calculated as $(Lab\ orders\ given\ by\ doctors / Total\ Lab\ Orders) \times 100$
- Online % is calculated as $(Online\ appointments\ via\ web\ portal / Total\ OP\ Visits) \times 100$

3.3 e-Health Performance Indicators

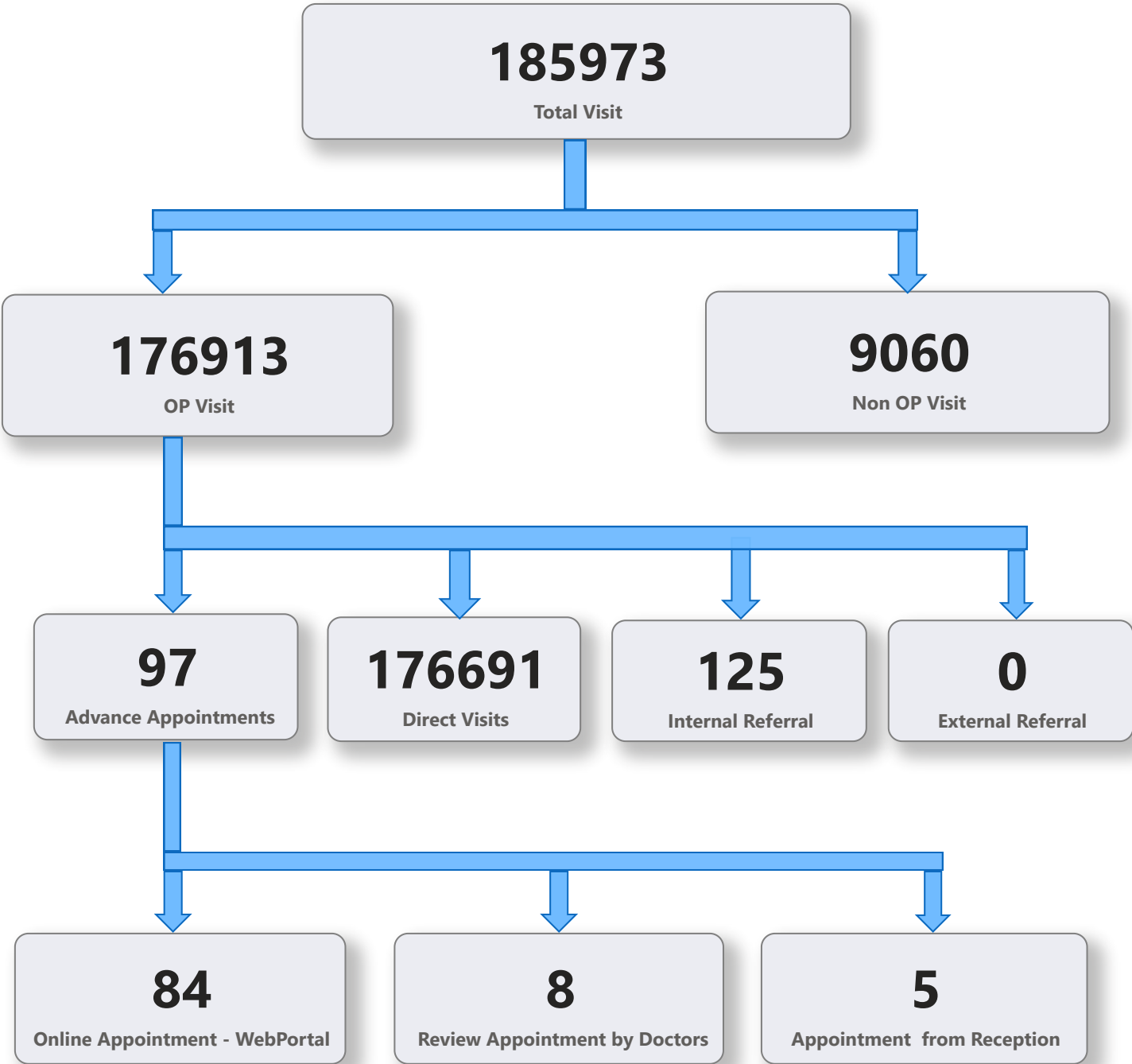
Hospital	UHID Visit %	Consultation %	Pharmacy Prescriptions %	% of Lab Orders given by Doctors
FAMILY HEALTH CENTRE KARTHIKAPPALLY	80.50%	98.15%	89.52%	99.31%
FAMILY HEALTH CENTRE PUNNAPRA NORTH	72.60%	98.65%	94.14%	97.07%
FAMILY HEALTH CENTRE PURAKKAD	84.98%	97.23%	94.36%	84.03%
FAMILY HEALTH CENTRE CHETTIKULANGARA	60.85%	99.50%	88.83%	100.00%
FAMILY HEALTH CENTRE KANDALLOOR	67.65%	99.84%	87.24%	100.00%
FAMILY HEALTH CENTRE VEEYAPURAM	53.20%	96.73%	92.87%	99.03%
FAMILY HEALTH CENTRE ARATTUPUZHA	59.76%	94.50%	87.92%	99.03%
FAMILY HEALTH CENTRE NOORANAD	41.22%	98.31%	97.07%	93.87%
FAMILY HEALTH CENTRE PALAMEL	68.02%	97.00%	73.54%	96.92%
FAMILY HEALTH CENTRE PALLIPURAM	60.45%	99.69%	92.60%	76.10%
FAMILY HEALTH CENTRE THOTTAPPALLY	77.07%	99.17%	94.52%	62.11%
URBAN PRIMARY HEALTH CENTRE MULLATHU VALAPPU	60.50%	87.78%	83.78%	98.37%
FAMILY HEALTH CENTRE MARARIKULAM NORTH	44.69%	99.64%	91.63%	86.90%
FAMILY HEALTH CENTRE PERUMBALAM	74.59%	70.76%	66.81%	100.00%
FAMILY HEALTH CENTRE KALAVOOR	34.84%	94.29%	71.65%	96.35%
FAMILY HEALTH CENTRE PALLITHODU	23.45%	99.10%	90.58%	85.90%
FAMILY HEALTH CENTRE BHARANIKAVU	51.21%	97.99%	91.37%	41.79%
FAMILY HEALTH CENTRE CHERTHALA SOUTH	44.82%	93.70%	82.59%	56.06%
FAMILY HEALTH CENTRE THAMARAKULAM	57.65%	99.50%	83.59%	49.29%
FAMILY HEALTH CENTRE KANJIKUZH	54.14%	65.63%	59.90%	94.64%
FAMILY HEALTH CENTRE PANAVALLY	58.38%	85.08%	83.64%	45.88%
FAMILY HEALTH CENTRE VETTAKKAL	85.97%	67.09%	64.90%	59.19%
FAMILY HEALTH CENTRE DEVIKULANGARA	26.79%	63.55%	57.86%	100.00%
URBAN PRIMARY HEALTH CENTRE CHERAVALLY	49.56%	86.38%	74.82%	36.20%
FAMILY HEALTH CENTRE VAYALAR	16.58%	68.51%	56.76%	60.06%
TALUK HOSPITAL THURAVOOR	16.30%	66.52%	57.67%	49.12%
WOMEN AND CHILDREN HOSPITAL ALAPPUZHA	20.33%	56.81%	22.79%	31.55%
FAMILY HEALTH CENTRE EZHUPUNNA	49.94%	18.19%	8.99%	4.72%
DISTRICT HOSPITAL MAVELIKARA	11.19%	12.72%	4.05%	0.33%
FAMILY HEALTH CENTRE AROOR	100.00%	0.00%	0.00%	0.00%
FAMILY HEALTH CENTRE CHERUTHANA	0.00%	0.00%	0.00%	0.00%

4. Status of Modules Usage in Hospitals

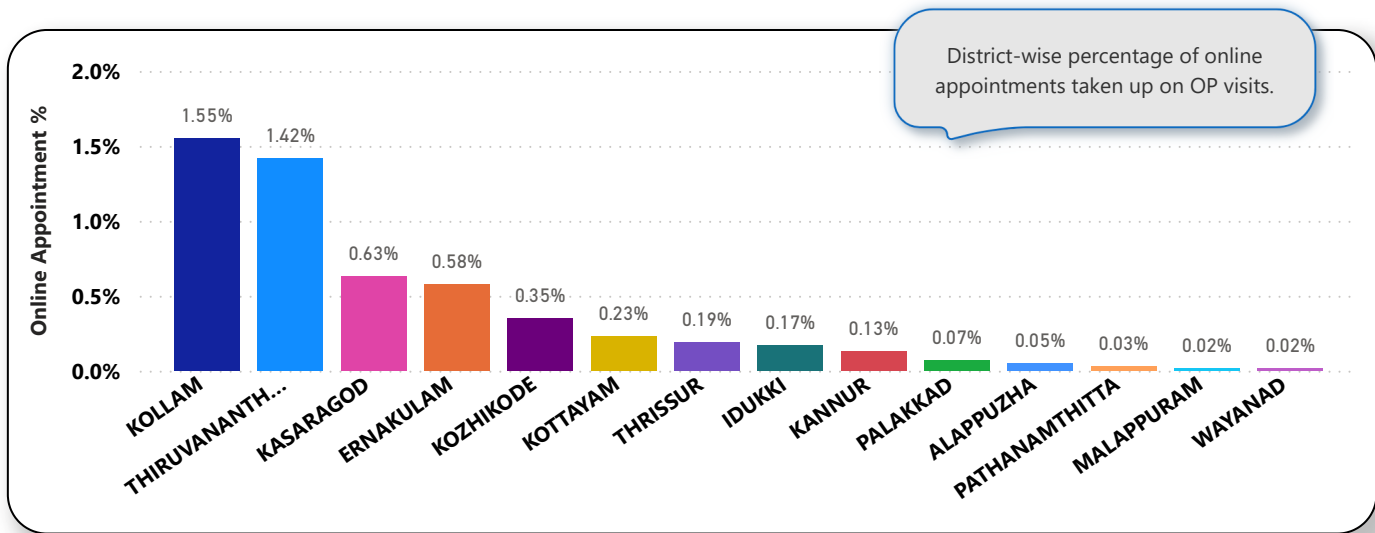
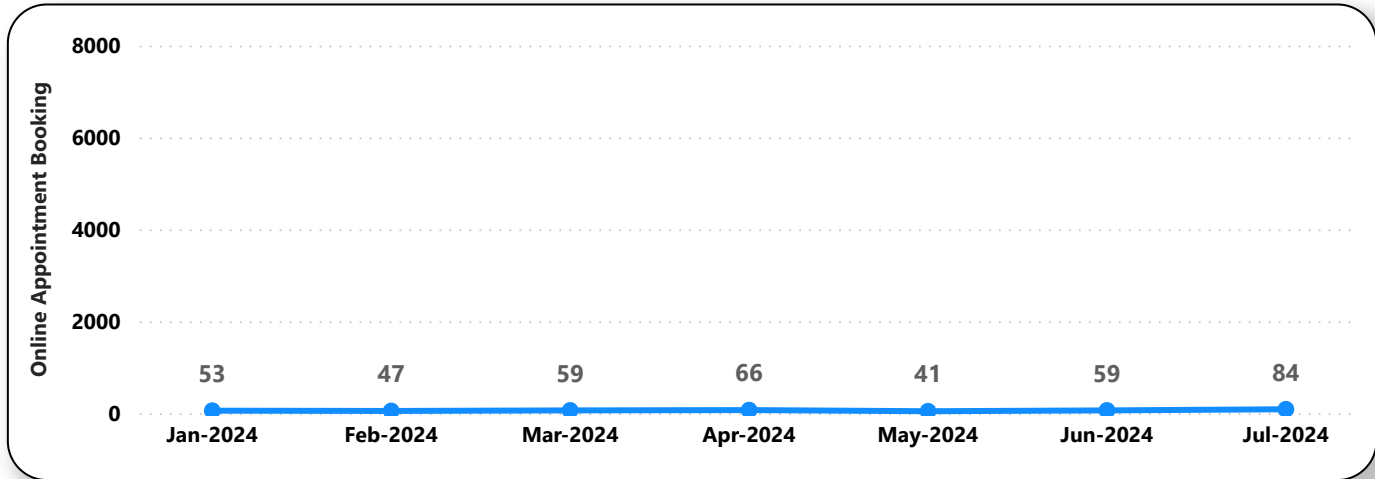
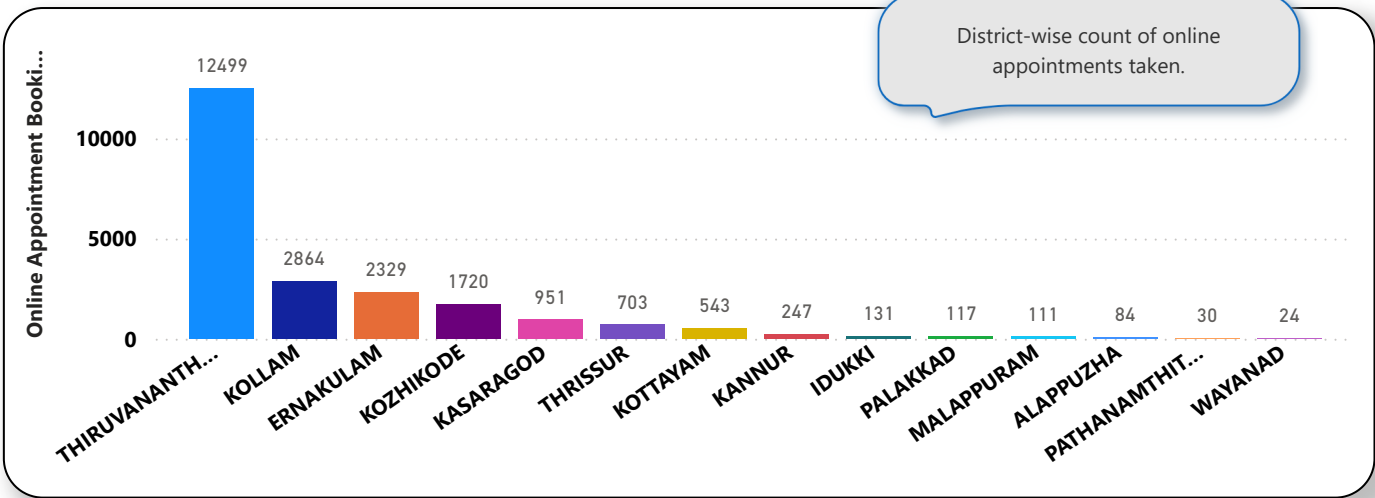
District wise status of live institutions and the count of various modules [Reception, OP Consultation, Lab, Pharmacy] started / functional. This list excludes Medical College Hospitals, CCRC and PH Labs.

District	Live Institutions	Reception	Consultation	Pharmacy	Lab
THIRUVANANTHAPURAM	100	96 (96%)	88 (88%)	74 (74%)	76 (76%)
THRISSUR	69	65 (94%)	63 (91%)	56 (81%)	58 (84%)
ERNAKULAM	68	55 (81%)	40 (59%)	26 (38%)	26 (38%)
KOZHIKODE	56	51 (91%)	41 (73%)	39 (70%)	42 (75%)
MALAPPURAM	53	51 (96%)	49 (92%)	39 (74%)	44 (83%)
PALAKKAD	44	44 (100%)	42 (95%)	38 (86%)	38 (86%)
KANNUR	41	39 (95%)	36 (88%)	32 (78%)	31 (76%)
ALAPPUZHA	31	29 (94%)	29 (94%)	28 (90%)	28 (90%)
KOTTAYAM	31	30 (97%)	30 (97%)	30 (97%)	27 (87%)
KOLLAM	30	30 (100%)	30 (100%)	30 (100%)	28 (93%)
KASARAGOD	23	22 (96%)	20 (87%)	20 (87%)	16 (70%)
IDUKKI	20	20 (100%)	19 (95%)	19 (95%)	18 (90%)
PATHANAMTHITTA	19	19 (100%)	18 (95%)	18 (95%)	17 (89%)
WAYANAD	17	17 (100%)	17 (100%)	17 (100%)	16 (94%)
Total	602	568 (94%)	522 (87%)	466 (77%)	465 (77%)

5. Appointment Booking in Hospitals (except Medical Colleges)



5. 1 Online Appointment Booking in Hospitals (except Medical Colleges)



6. eHealth Performance - Reach

